Quina Grundhoefer Architects

400 West Romana Street Pensacola, Fl 32502
850-433-5575 qg@qgarchitects.com

SANITARY WASTE KEYNOTES

1. ELEVATOR PIT STANCOR OIL-MINDER CONTROL SYSTEM OR APPROVED EQUAL TO BE USED IN LIEU OF SUMP PUMP AND OIL/WATER SEPARATOR SUBJECT TO APPROVAL FROM CITY INSPECTOR. PIPING INSIDE SHAFT SHALL BE COPPER OR STEEL.
2. 2" DISCHARGE PIPE FROM SUMP PUMP TO MOP SINK.

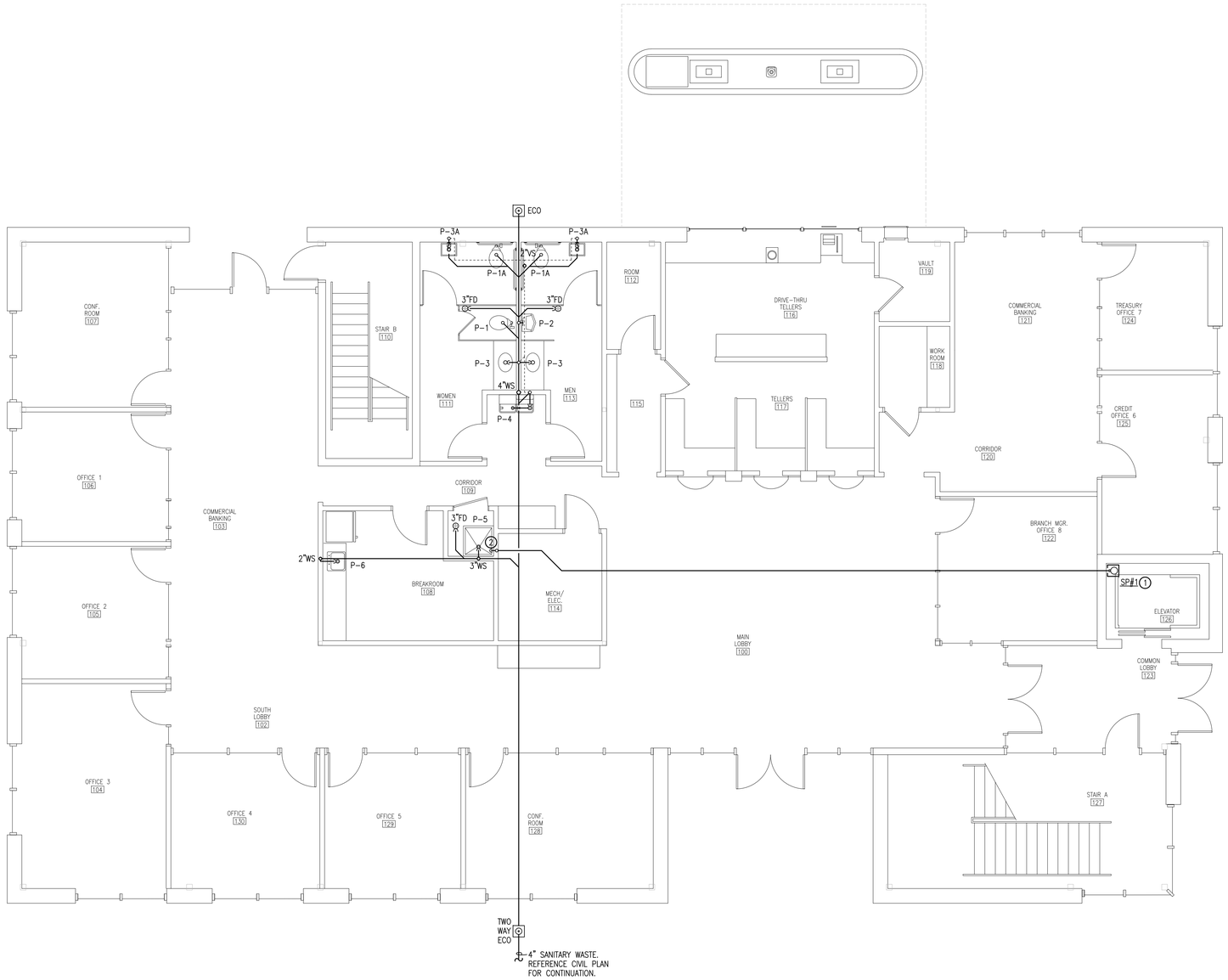

Sanitary Waste Plan - First Floor

3/16"=1'-0"

H.M. YONGE & ASSOCIATES, INC.
CONSULTING ENGINEERS // EST. 1988
51 EAST GREGORY STREET
PENSACOLA, FLORIDA 32502
PHONE: (850)434-2661
CERTIFICATION OF AUTHORIZATION No: 5254
MECHANICAL ENGINEER: HOWARD M. YONGE, P.E. FLORIDA REG No. 32093
ELECTRICAL ENGINEER: ARUN T. VARGHESE, P.E. FLORIDA REG No. 76315

NOT FOR CONSTRUCTION

Project
Servis 1st Bank
Tallahassee Branch

Tallahassee, Fl
Date:
12-19-25
Project No.
2025

Sheet No.
P1.1

Quina Grundhoefer Architects

400 West Romana Street Pensacola, Fl 32502
850-433-5575 qg@qgarchitects.com

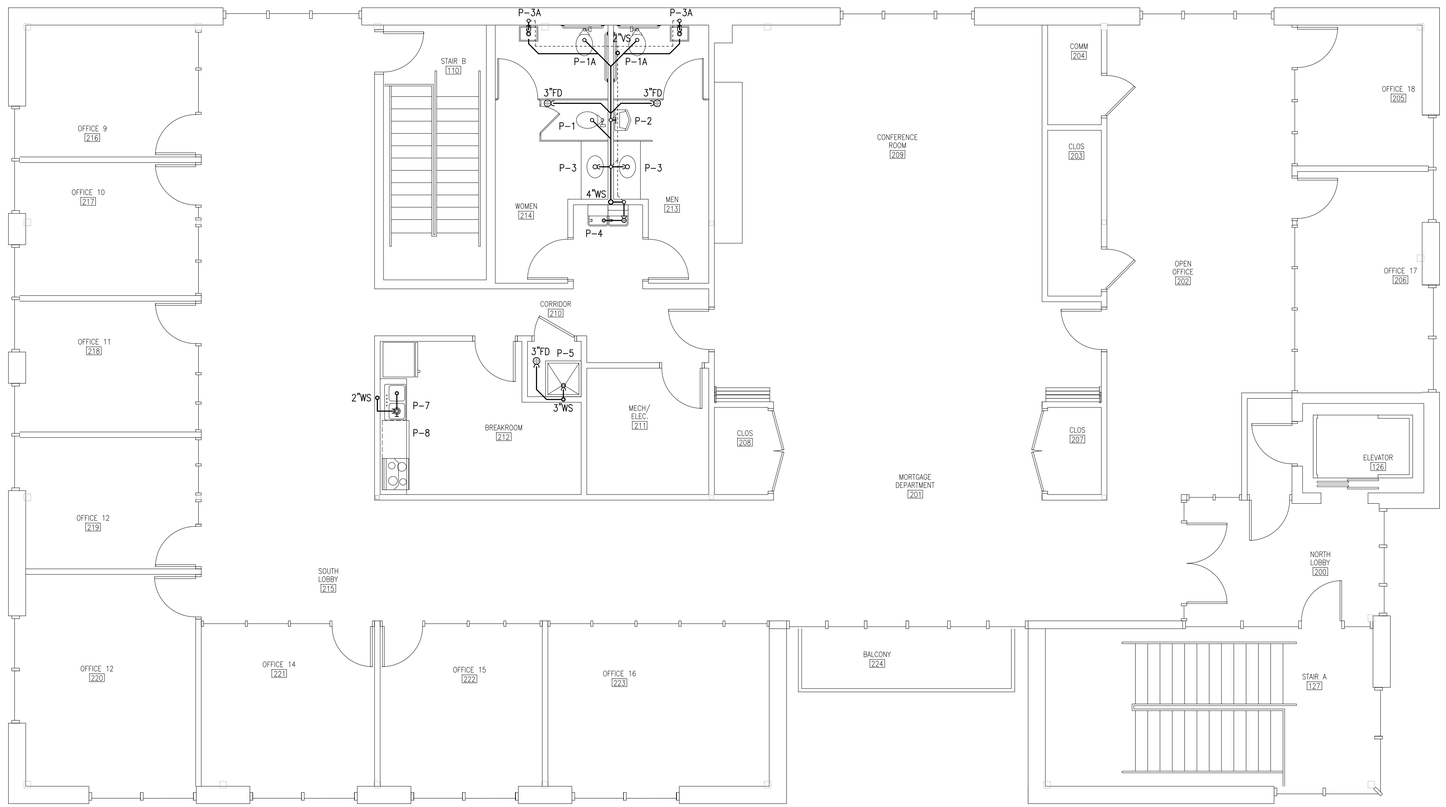

Sanitary Waste Plan - Second Floor

3/16"=1'-0"

H.M. YONGE & ASSOCIATES, INC.
CONSULTING ENGINEERS // EST. 1988
51 EAST GREGORY STREET
PENSACOLA, FLORIDA 32502
PHONE: (850)434-2661
CERTIFICATION OF AUTHORIZATION No: 5254
MECHANICAL ENGINEER: HOWARD M. YONGE, P.E. FLORIDA REG No. 32093
ELECTRICAL ENGINEER: ARUN T. VARGHESE, P.E. FLORIDA REG No. 76315

NOT FOR CONSTRUCTION

Project
Servis 1st Bank
Tallahassee Branch

Tallahassee, Fl
Date:
12-19-25
Project No.
2025

Sheet No.
P1.2

Quina Grundhoefer Architects

400 West Romana Street Pensacola, Fl 32502
850-433-5575 qg@qgarchitects.com

PLUMBING FIXTURE CONNECTION SCHEDULE

MARK	FIXTURE	CONNECTIONS WASTE	CONNECTIONS CW	CONNECTIONS HW	DESCRIPTION
P-1	WATER CLOSET	4"	1"	--	15" HIGH ELONGATED BOWL, FLOOR MOUNTED, FLOOR OUTLET, FLUSH VALVE TYPE. PROVIDE WHITE OPEN FRONT SEAT LESS COVER, FLUSH VALVE AND FLEXIBLE SUPPLY WITH STOP.
P-1A	WATER CLOSET (HANDICAPPED)	4"	1"	--	17" HIGH ELONGATED BOWL, FLOOR MOUNTED, FLOOR OUTLET, FLUSH VALVE TYPE. PROVIDE WHITE OPEN FRONT SEAT LESS COVER, FLUSH VALVE AND FLEXIBLE SUPPLY WITH STOP. INSTALL PER ADA REQUIREMENTS.
P-2	URINAL (HANDICAPPED)	2"	3/4"	--	WALL HUNG TYPE WITH FLUSH VALVE AND FLOOR MOUNTED CARRIER. INSTALL PER ADA REQUIREMENTS.
P-3	LAVATORY	1 1/2"	1/2"	1/2"	20"x15" UNDER COUNTER MOUNTED SELF RIMMING VITREOUS CHINA. PROVIDE WITH SINGLE LEVER FAUCET, GRID WASTE, 17 GA. P-TRAP, AND FLEXIBLE SUPPLIES WITH STOPS.
P-3A	LAVATORY (HANDICAPPED)	1 1/2"	1/2"	1/2"	WALL HUNG TYPE. PROVIDE WITH SINGLE LEVER FAUCET, GRID WASTE, 17 GA P-TRAP, FLEXIBLE SUPPLIES WITH STOPS, TRAP INSULATION KIT, AND FLOOR MOUNTED CONCEALED ARM CARRIER. INSTALL PER ADA REQUIREMENTS.
P-4	WATER COOLER (HANDICAPPED)	1 1/2"	1/2"	--	DUAL HEIGHT WITH BOTTLE FILLING STATION, BARRIER FREE, WALL MOUNTED TYPE WITH ROUGH BRASS STOPS, 17 GA. P-TRAP, AND WALL HANGER. INSTALL PER ADA REQUIREMENTS.
P-5	MOP SINK	3"	1/2"	1/2"	24"x24" TERRAZZO CORNER TYPE SERVICE BASIN WITH WALL MOUNTED SERVICE SINK FAUCET, VACUUM BREAKER, WALL BRACE, 3" STAINLESS STEEL DRAIN, AND STAINLESS STEEL RIM GUARD.
P-6	BREAKROOM SINK	1 1/2"	1/2"	1/2"	18"x24"x10-1/2" DEEP UNDER COUNTER MOUNTED SINGLE COMPARTMENT STAINLESS STEEL SINK. PROVIDE WITH SINGLE LEVER FAUCET, BASKET STRAINER, 17 GA. P-TRAP, FLEXIBLE SUPPLIES WITH STOPS.
P-7	BREAKROOM SINK	1 1/2"	1/2"	1/2"	31"x18"x10" MIN. DEEP, TWO COMPARTMENT, UNDER COUNTER MOUNTED STAINLESS STEEL SINK, DECK MOUNTED FAUCET, SPRAY ASSEMBLY, BASKET STRAINER, 1 1/2" P-TRAP, FLEXIBLE SUPPLIES WITH STOPS, DISHWASHER TEE AND GARBAGE DISPOSAL.
P-8	DISHWASHER	5/8"	--	1/2"	PROVIDED BY OTHERS. PLUMBING CONTRACTOR TO MAKE ALL WASTE AND WATER CONNECTIONS.
P-9	ICE MAKER BOX	---	3/8"	--	RECESSED WALL BOX WITH 1/4" TURN ANGLE STOP.

NOTE: FIXTURES SHALL BE WHITE AND FAUCETS SHALL BE POLISHED CHROME UNLESS OTHERWISE INDICATED. REFER TO SPECIFICATIONS FOR ADDITIONAL INFORMATION. ALL HANDICAPPED FIXTURES SHALL BE ADA COMPLIANT AND INSTALLED PER ADA REQUIREMENTS. REFERENCE ARCHITECTURAL PLANS FOR INSTALLATION HEIGHTS. ALL DOMESTIC WATER PIPING ABOVE THE SLAB SHALL BE INSULATED INCLUDING PIPING INSIDE WALLS. PIPING SHALL NOT BE INSTALLED IN A MANNER IN WHICH CONTACT WITH MASONRY PRODUCTS IS ALLOWED.

PLUMBING LEGEND

AFF	ABOVE FINISHED FLOOR
CW	COLD WATER
ECO	EXTERIOR CLEANOUT
FD	FLOOR DRAIN
FPHB	FREEZE PROOF HOSE BIBB
HW	HOT WATER
WH	WATER HEATER
WS	WASTE STACK
VS	VENT STACK
VTR	VENT THRU ROOF
	COLD WATER PIPING
	HOT WATER PIPING
	WASTE PIPING
	VENT PIPING
	BALL VALVE
	P-TRAP
	VENT THRU ROOF

WATER HEATER SCHEDULE

MARK WH#	CAPACITY (GALLONS)	WATER TEMP. ENT °F	WATER TEMP. LVG °F	RECOVERY GPH @ 100° RISE	ELECTRICAL DATA VOLTS	Hz	PHASE	KW	REMARKS
1	40	40	140	61	208	60	1	4.5	GLASS-LINED, FOAM INSULATED, ENERGY MISER TYPE WITH EXPANSION TANK, T&P RELIEF VALVE, AUXILIARY DRAIN PAN AND HEAT TRAPS. WATER HEATER TO BE LOWBOY TYPE EQUAL TO RHEEM.
2	40	40	140	61	208	60	1	4.5	GLASS-LINED, FOAM INSULATED, ENERGY MISER TYPE WITH EXPANSION TANK, T&P RELIEF VALVE, AUXILIARY DRAIN PAN AND HEAT TRAPS. WATER HEATER TO BE LOWBOY TYPE EQUAL TO RHEEM.

SUMP PUMP SCHEDULE

MARK SP#	GPM	TDH	MOTOR HP	DISCHARGE	CONTROL	TYPE	ELECTRICAL DATA VOLTS	Hz	PHASE	REMARKS
1	50	25'	3/4	2"	FLOAT SWITCH	SUBMERSIBLE	120	60	1	

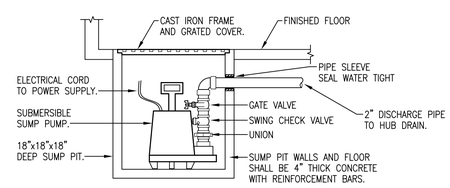

SUMP PUMP PIT DETAIL
NOT TO SCALE

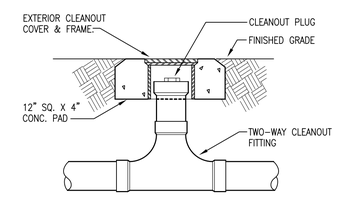

TWO-WAY CLEANOUT DETAIL
NOT TO SCALE

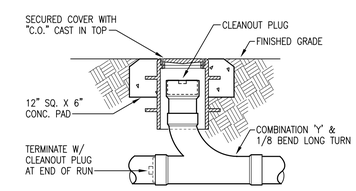

EXTERIOR CLEANOUT DETAIL
NOT TO SCALE

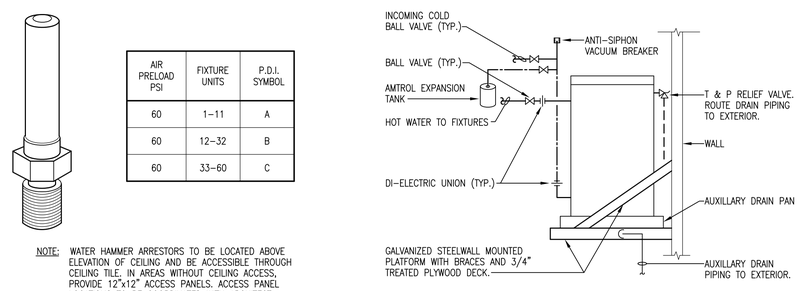

NOTE: MOUNT ABOVE MOP SINK.

ELECTRIC WATER HEATER DETAIL
NOT TO SCALE

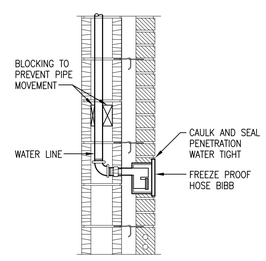

REFERENCE WALL SECTION PER ARCHITECTURAL DRAWINGS

FREEZE PROOF HOSE BIBB DETAIL
NOT TO SCALE

AIR PRELOAD PSI	FIXTURE UNITS	P.D.I. SYMBOL
60	1-11	A
60	12-32	B
60	33-60	C

NOTE: WATER HAMMER ARRESTORS TO BE LOCATED ABOVE ELEVATION OF CEILING AND BE ACCESSIBLE THROUGH CEILING TILE. IN AREAS WITHOUT CEILING ACCESS, PROVIDE 12"x12" ACCESS PANELS. ACCESS PANEL LOCATIONS TO BE COORDINATED WITH ARCHITECT AND APPROVED BY OWNER PRIOR TO INSTALLATION.

WATER HAMMER DETAIL
NOT TO SCALE

H.M. YONGE & ASSOCIATES, INC.
CONSULTING ENGINEERS // EST. 1988
51 EAST GREGORY STREET
PENSACOLA, FLORIDA 32502
PHONE: (850)434-2661
CERTIFICATION OF AUTHORIZATION No: 5254
MECHANICAL ENGINEER: HOWARD M. YONGE, P.E. FLORIDA REG No. 32093
ELECTRICAL ENGINEER: ARUN T. VARGHESE, P.E. FLORIDA REG No. 76315

NOT FOR CONSTRUCTION

Project
Servis 1st Bank
Tallahassee Branch

Tallahassee, Fl
Date:
12-19-25
Project No.
2025

Sheet No.
P3.1

USER: M.Uribe_Acad-22194 Servis First Bank Tallahassee-22194MP17.dwg 12/19/25 13:36