AF 50070

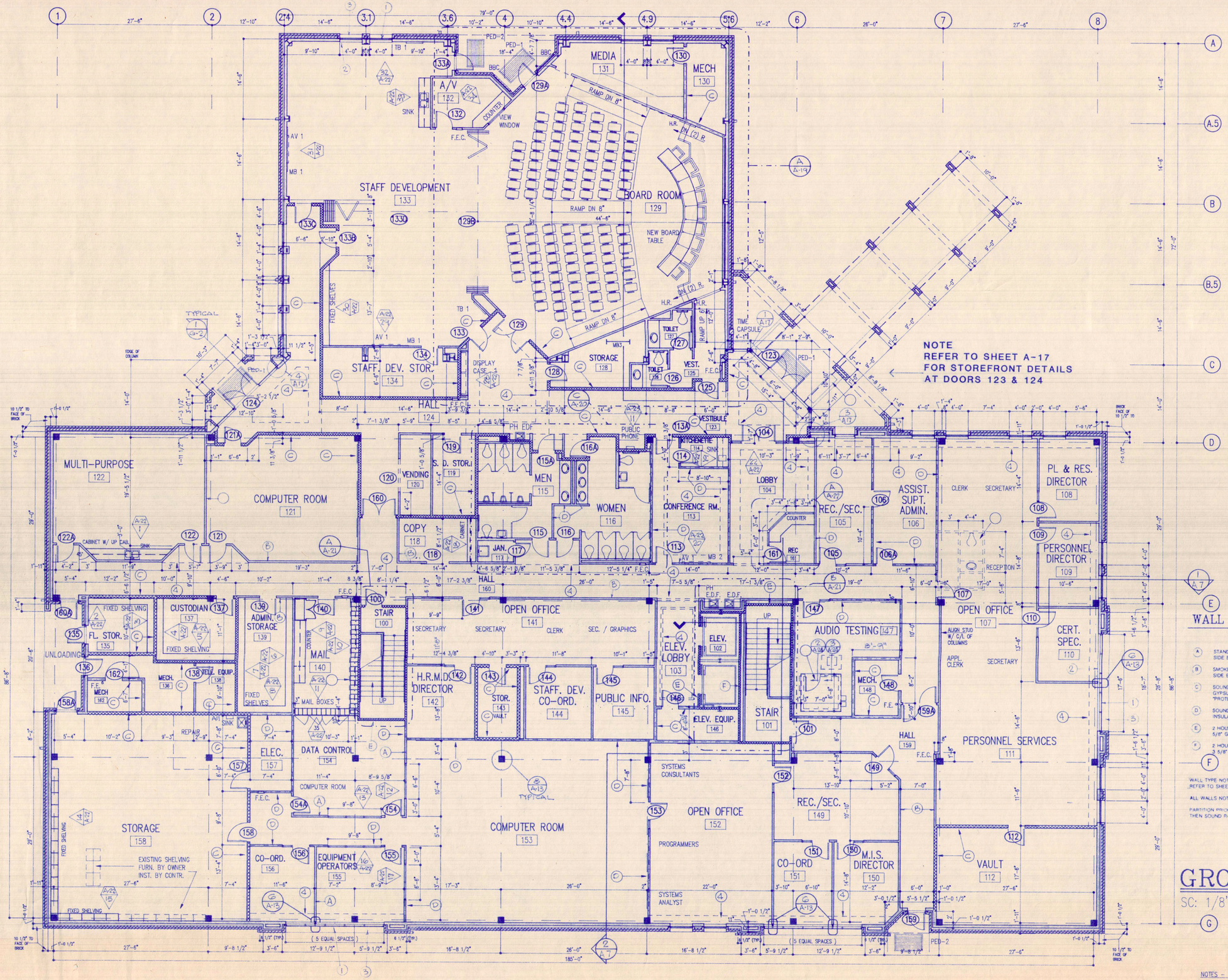

KEY NOTES

1. WINDOW WALL SYSTEM
2. INTERIOR WINDOW STOOL LINE
3. EXTERIOR BRICK SILL LINE
4. LINE OF GYPSUM BOARD CEILING REFER TO REFLECTED CEILING PLAN AND WALL SECTIONS
5. EXTERIOR METAL STUD WALL SEE STRUCTURAL DRAWINGS
6. BRICK VENEER
7. STRUCTURAL COLUMN WITH GYP. BD. SURROUND SEE DETAIL SHEET A13
8. WALL TERMINATION SEAL SEE TYPICAL DETAIL SHEET A13
9. BRICK EXPANSION JOINT SEE DETAIL 7 SHEET A9
10. SURFACE MOUNTED METAL RAIN LEADER 4" X 5"

WALL TYPE KEY

(A) STANDARD WALL 3 5/8" METAL STUDS AT 16" O.C. WITH 5/8" GYPSUM BOARD EACH SIDE EXTEND 4" ABOVE CEILING LINE

(B) SMOKE STOP WALL 3 5/8" METAL STUDS AT 16" O.C. WITH 5/8" GYPSUM BOARD EACH SIDE EXTEND TO UNDERSIDE OF STRUCTURAL DECK ABOVE

(C) SOUND RATED AND OR 2 HOUR WALL 3 5/8" METAL STUDS AT 16" O.C. WITH 5/8" GYPSUM BOARD OUTSIDE FACE AND 2 LAYERS 5/8" GYPSUM BOARD INSIDE FACE OF "PROTECTED ROOM"

(D) SOUND RATED AND OR 1 HOUR WALL MATCH WALL TYPE B WITH ADDITIONAL SOUND INSULATION BLANKET

(E) 2 HOUR SHAFT LINER WALL 2 1/2" STUDS AT 24" O.C. 1" GYPSUM SHAFT LINER AND 5/8" GYPSUM BOARD EACH SIDE

(F) 2 HOUR SHAFT LINER WALL AND STAIR WALL MATCH WALL TYPE E WITH ADDITIONAL 3 5/8" METAL STUD WALL SYSTEM TO FURR AROUND BEAMS

WALL TYPE NOTES
REFER TO SHEET A13 FOR TYPICAL DETAILS OF INTERIOR WALL TYPES

ALL WALLS NOT REFERENCED SHALL BE WALL TYPE A

PARTITION PRIORITY: THE HIGHER FIRE RATED PARTITION SYSTEM WILL BE COMPLETED FIRST THEN SOUND RATED SYSTEM AND LAST THE STANDARD PARTITION.

GROUND FLOOR

SC: 1/8"=1'-0"

NOTES - GENERAL
ALL OWNER FURNISHED ITEMS SCHEDULED TO BE INSTALLED BY CONTRACTOR (ie shelving), WILL BE DELIVERED TO THE JOB SITE BY THE OWNER.

DATE 9-5-91

REVISIONS

STATE OF FLORIDA ★ PAUL GROSS, JR. ★ 5424 ★ REGISTERED ARCHITECT

NORMAN GROSS & ASSOCIATES
architecture · planning · design
425 West Beach Drive, Pensacola Bay, Florida 32502
Post Office Box 12207 (904) 785-5408

SMITH BOZARTH FULLER Architects & Planners, P.A.
442a Grace Avenue ..... Panama City, Florida

SHEET TITLE
PHASE III DOCUMENTS
BAY COUNTY SCHOOL BOARD
ADMINISTRATIVE OFFICE BUILDING
Panama City, Florida

DRAWN BY:
CHECKED BY:
PROJECT NUMBER 9020
DEVELOPMENT NUMBER
SHEET NO. A1

AF 50070

KEY NOTES

1. WINDOW WALL SYSTEM
2. INTERIOR WINDOW STOOL LINE
3. EXTERIOR BRICK SILL LINE
4. LINE OF GYPSUM BOARD CEILING REFER TO REFLECTED CEILING PLAN AND WALL SECTIONS
5. EXTERIOR METAL STUD WALL SEE STRUCTURAL DRAWINGS
6. BRICK VENEER
7. STRUCTURAL COLUMN WITH GYP. BD. SURROUND SEE DETAIL SHEET A13
8. WALL TERMINATION SEAL SEE TYPICAL DETAIL SHEET A13
9. BRICK EXPANSION JOINT SEE DETAIL 7 SHEET A9
10. SURFACE MOUNTED METAL RAIN LEADER 4" X 5"

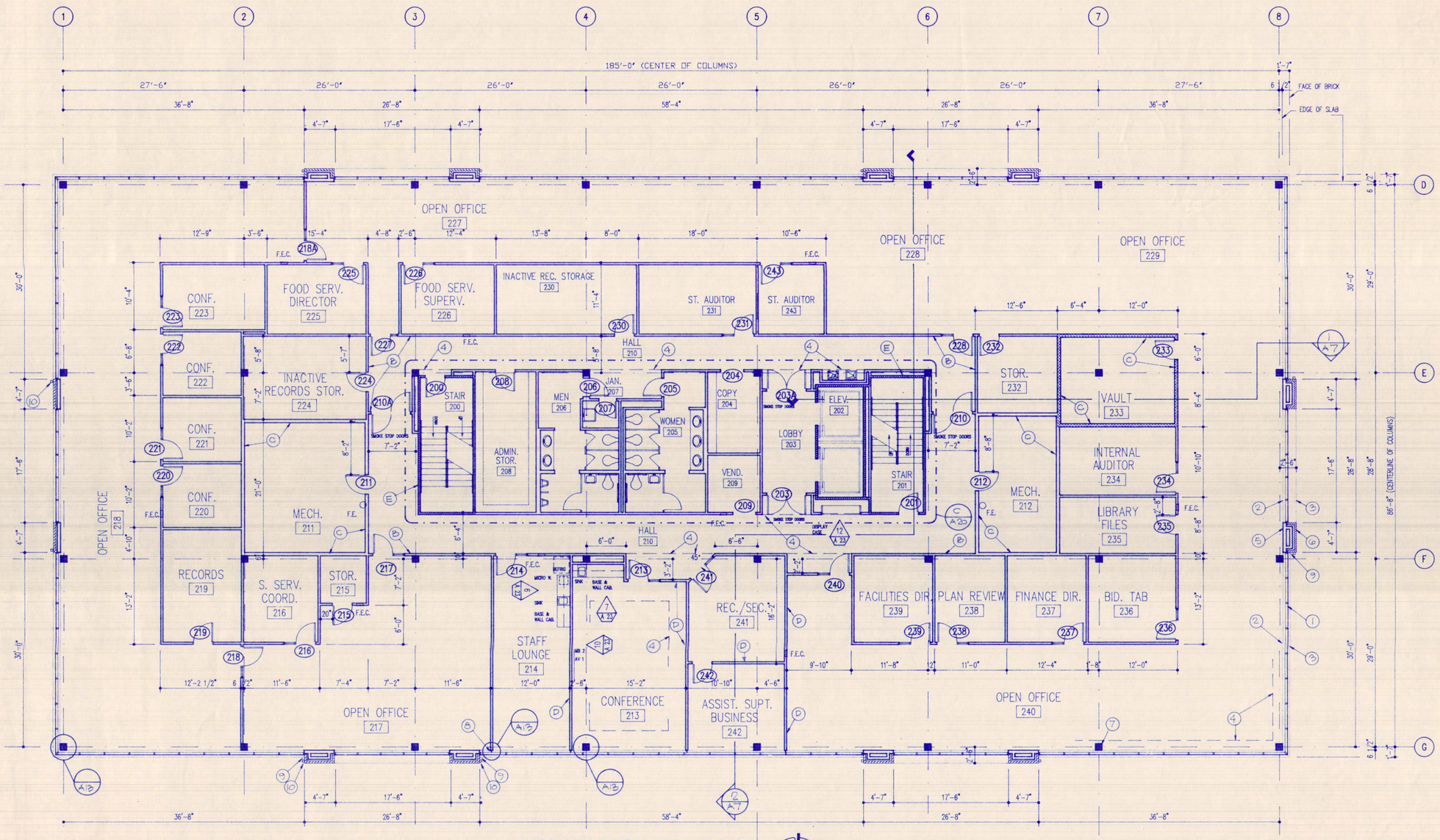

SECOND FLOOR

SC: 1/8"=1'-0"

WALL TYPE KEY

- (A) STANDARD WALL: 3 5/8" METAL STUDS AT 16" O.C. WITH 5/8" GYPSUM BOARD EACH SIDE EXTEND 4" ABOVE CEILING LINE
- (B) SMOKE STOP WALL: 3 5/8" METAL STUDS AT 16" O.C. WITH 5/8" GYPSUM BOARD EACH SIDE EXTEND TO UNDERSIDE OF STRUCTURAL DECK ABOVE
- (C) SOUND RATED AND OR 2 HOUR WALL: 3 5/8" METAL STUDS AT 16" O.C. WITH 5/8" GYPSUM BOARD OUTSIDE FACE AND 2 LAYERS 5/8" GYPSUM BOARD INSIDE FACE OF "PROTECTED ROOM"
- (D) SOUND RATED AND OR 1 HOUR WALL: MATCH WALL TYPE 'B' WITH ADDITIONAL SOUND INSULATION BLANKET
- (E) 2 HOUR SHAFT LINER WALL: 2 1/2" I STUDS AT 24" C.C. 1" GYPSUM SHAFT LINER AND 5/8" GYPSUM BOARD EACH SIDE
- (F) 2 HOUR SHAFT LINER WALL AND STAIR WALL MATCH WALL TYPE 'E' WITH ADDITIONAL 3 5/8" METAL STUD WALL SYSTEM TO FURR AROUND BEAMS.

WALL TYPE NOTES:
REFER TO SHEET A13 FOR TYPICAL DETAILS OF INTERIOR WALL TYPES

ALL WALLS NOT REFERENCED SHALL BE WALL TYPE A

PARTITION PRIORITY: THE HIGHER FIRE RATED PARTITION SYSTEM WILL BE COMPLETED FIRST THEN SOUND RATED SYSTEM AND LAST THE STANDARD PARTITION

DATE 9-5-91

REVISIONS

STATE OF FLORIDA REGISTERED ARCHITECT NORMAN GROSS JR. 5424

NORMAN GROSS & ASSOCIATES
architecture · planning · design
Post Office Box 6207
Panama City, Florida 32402
(904) 785-5406

SMITH BOZARTH FULLER Architects & Planners, P.A.
442a Grace Avenue . . . . . Panama City, Florida

SHEET TITLE
PHASE II DOCUMENTS
BAY COUNTY SCHOOL BOARD
ADMINISTRATIVE OFFICE BUILDING
Panama City, Florida

DRAWN BY:
CHECKED BY:

PROJECT NUMBER 9020

DEVELOPMENT NUMBER

SHEET NO. A2

AF 50070

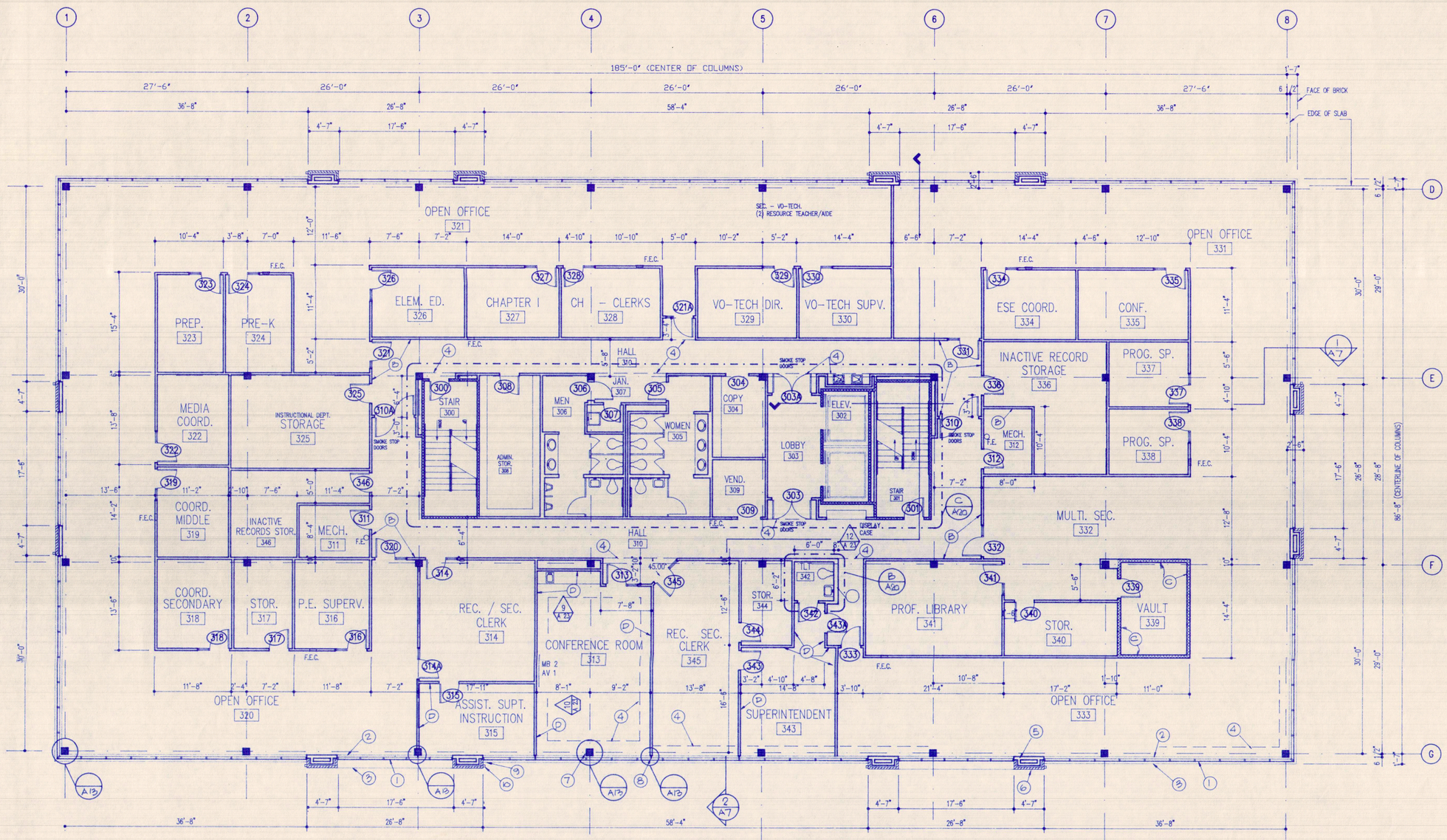

THIRD FLOOR

SC: 1/8"=1'-0"

KEY NOTES

1. WINDOW WALL SYSTEM
2. INTERIOR WINDOW STOOL LINE
3. EXTERIOR BRICK SILL LINE
4. LINE OF GYPSUM BOARD CEILING REFER TO REFLECTED CEILING PLAN AND WALL SECTIONS
5. EXTERIOR METAL STUD WALL SEE STRUCTURAL DRAWINGS
6. BRICK VENEER
7. STRUCTURAL COLUMN WITH GYP. BD. SURROUND SEE DETAIL SHEET A13
8. WALL TERMINATION SEAL SEE TYPICAL DETAIL SHEET A13
9. BRICK EXPANSION JOINT SEE DETAIL 7 SHEET A9
10. SURFACE MOUNTED METAL RAIN LEADER 4" X 5"

WALL TYPE KEY

- (A) STANDARD WALL: 3 5/8" METAL STUDS AT 16" O.C. WITH 5/8" GYPSUM BOARD EACH SIDE EXTEND 4" ABOVE CEILING LINE
- (B) SMOKE STOP WALL: 3 5/8" METAL STUDS AT 16" O.C. WITH 5/8" GYPSUM BOARD EACH SIDE EXTEND TO UNDERSIDE OF STRUCTURAL DECK ABOVE
- (C) SOUND RATED AND OR 2 HOUR WALL: 3 5/8" METAL STUDS AT 16" O.C. WITH 5/8" GYPSUM BOARD OUTSIDE FACE AND 2 LAYERS 5/8" GYPSUM BOARD INSIDE FACE OF "PROTECTED ROOM".
- (D) SOUND RATED AND OR 1 HOUR WALL: MATCH WALL TYPE 'B' WITH ADDITIONAL SOUND INSULATION BLANKET
- (E) 2 HOUR SHAFT LINER WALL: 2 1/2" I STUDS AT 24" C.C. 1" GYPSUM SHAFT LINER AND 5/8" GYPSUM BOARD EACH SIDE
- (F) 2 HOUR SHAFT LINER WALL AND STAIR WALL MATCH WALL TYPE 'E' WITH ADDITIONAL 3 5/8" METAL STUD WALL SYSTEM TO FURR AROUND BEAMS.

WALL TYPE NOTES:
REFER TO SHEET A13 FOR TYPICAL DETAILS OF INTERIOR WALL TYPES

ALL WALLS NOT REFERENCED SHALL BE WALL TYPE A

PARTITION PRIORITY: THE HIGHER FIRE RATED PARTITION SYSTEM WILL BE COMPLETED FIRST THEN SOUND RATED SYSTEM AND LAST THE STANDARD PARTITION

DATE 9-5-91

REVISIONS

STATE OF FLORIDA PAUL GROSS, JR. 6424 REGISTERED ARCHITECT

NORMAN GROSS & ASSOCIATES
architecture · planning · design
428 West Beach Drive Post Office Box 2507
Panama City, Florida 32402 (904) 785-5468

SMITH BOZARTH FULLER Architects & Planners, P.A.
442a Grace Avenue ..... Panama City, Florida

SHEET TITLE
PHASE III DOCUMENTS
BAY COUNTY SCHOOL BOARD
ADMINISTRATIVE OFFICE BUILDING
Panama City, Florida

DRAWN BY:
CHECKED BY:

PROJECT NUMBER 9020

DEVELOPMENT NUMBER

SHEET NO. A3

AF 50070

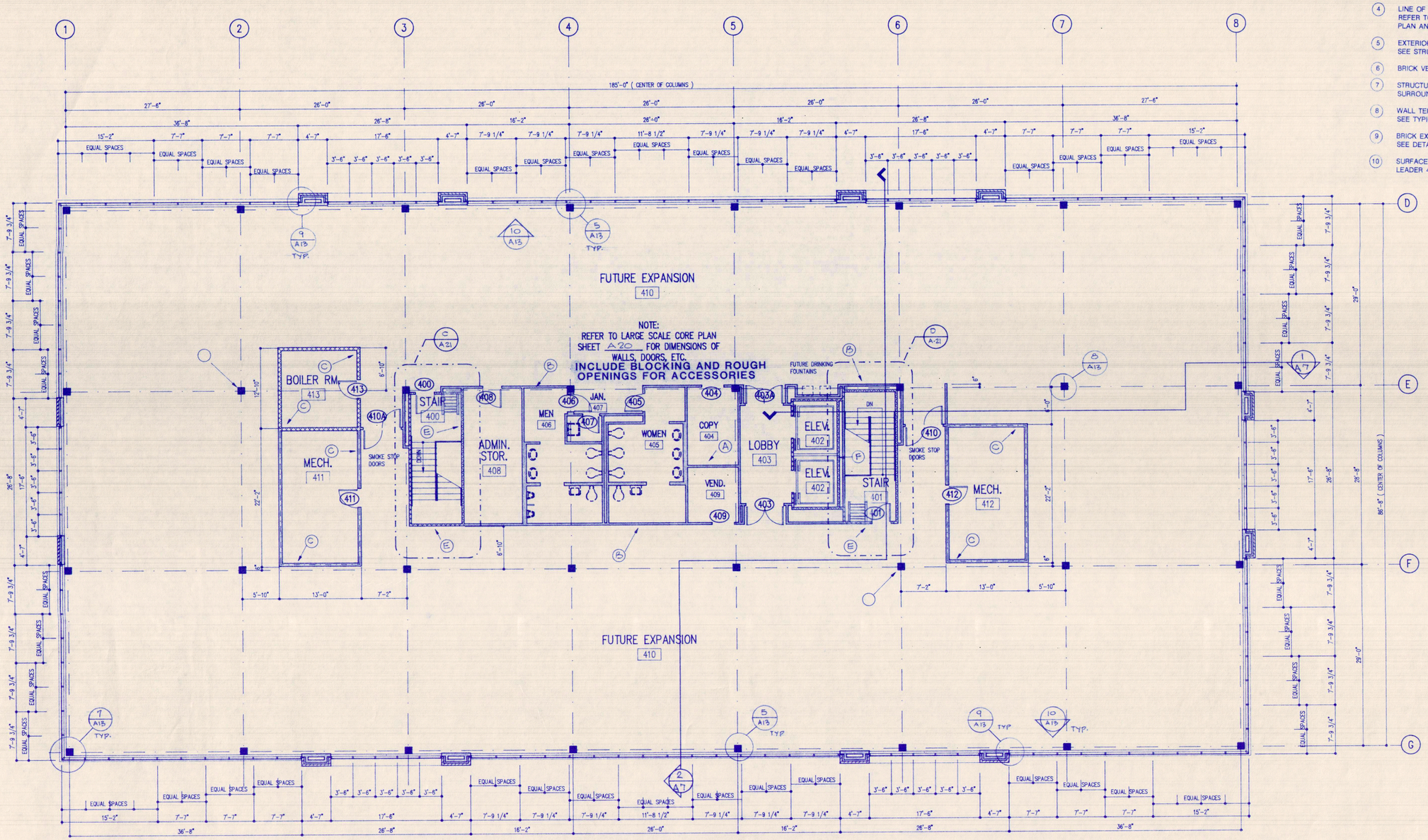

FOURTH FLOOR

SC: 1/8"=1'-0"

KEY NOTES

1. WINDOW WALL SYSTEM
2. INTERIOR WINDOW STOOL LINE
3. EXTERIOR BRICK SILL LINE
4. LINE OF GYPSUM BOARD CEILING REFER TO REFLECTED CEILING PLAN AND WALL SECTIONS
5. EXTERIOR METAL STUD WALL SEE STRUCTURAL DRAWINGS
6. BRICK VENEER
7. STRUCTURAL COLUMN WITH GYP. BD. SURROUND SEE DETAIL SHEET A13
8. WALL TERMINATION SEAL SEE TYPICAL DETAIL SHEET A13
9. BRICK EXPANSION JOINT SEE DETAIL 7 SHEET A9
10. SURFACE MOUNTED METAL RAIN LEADER 4" X 5"

WALL TYPE KEY

- (A) STANDARD WALL 3 5/8" METAL STUDS AT 16" O.C. WITH 5/8" GYPSUM BOARD EACH SIDE EXTEND 4" ABOVE CEILING LINE
- (B) SMOKE STOP WALL 3 5/8" METAL STUDS AT 16" O.C. WITH 5/8" GYPSUM BOARD EACH SIDE EXTEND TO UNDERSIDE OF STRUCTURAL DECK ABOVE
- (C) SOUND RATED AND OR 2 HOUR WALL 3 5/8" METAL STUDS AT 16" O.C. WITH 5/8" GYPSUM BOARD OUTSIDE FACE AND 2 LAYERS 5/8" GYPSUM BOARD INSIDE FACE OF "PROTECTED ROOM"
- (D) SOUND RATED AND OR 1 HOUR WALL MATCH WALL TYPE B WITH ADDITIONAL SOUND INSULATION BLANKET
- (E) 2 HOUR SHAFT LINER WALL 2 1/2" I STUDS AT 24" O.C. 1 GYPSUM SHAFT LINER AND 5/8" GYPSUM BOARD EACH SIDE
- (F) 2 HOUR SHAFT LINER WALL AND STAIR WALL MATCH WALL TYPE E WITH ADDITIONAL 3 5/8" METAL STUD WALL SYSTEM TO FURR AROUND BEAMS

WALL TYPE NOTES:
REFER TO SHEET A13 FOR TYPICAL DETAILS OF INTERIOR WALL TYPES

ALL WALLS NOT REFERENCED SHALL BE WALL TYPE A

PARTITION PRIORITY THE HIGHER FIRE RATED PARTITION SYSTEM WILL BE COMPLETED FIRST THEN SOUND RATED SYSTEM AND LAST THE STANDARD PARTITION

DATE
9-5-91

REVISIONS

STATE OF FLORIDA NORMAN J. GROSS, JR. 4424 REGISTERED ARCHITECT

NORMAN GROSS & ASSOCIATES
architecture · planning · design
425 West Beach Drive
Panama City, Florida 32402
Post Office Box 2207
(904) 785-3406

SMITH BOZARTH FULLER Architects & Planners, P.A.
442a Grace Avenue ..... Panama City, Florida

SHEET TITLE
PHASE III DOCUMENTS
BAY COUNTY SCHOOL BOARD
ADMINISTRATIVE OFFICE BUILDING
Panama City, Florida

DRAWN BY:
CHECKED BY:

PROJECT NUMBER
9020

DEVELOPMENT NUMBER

SHEET NO.
A4

Nº 50070

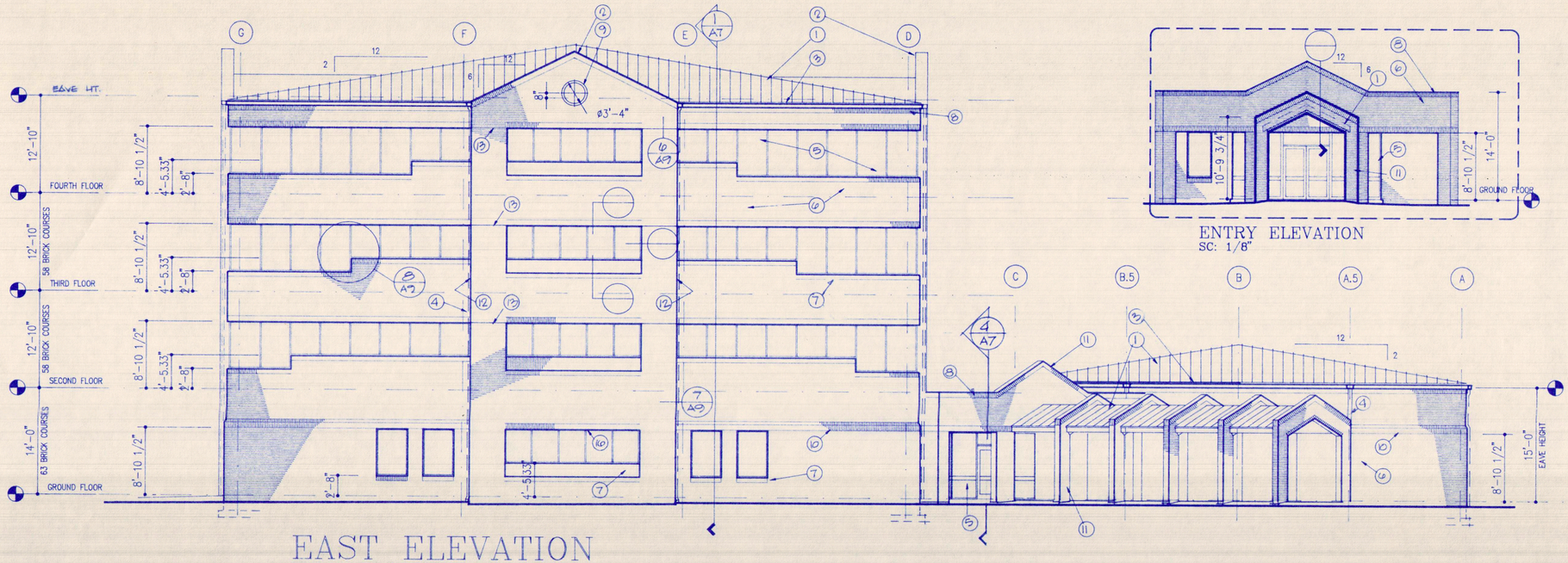

EAST ELEVATION
SC: 1/8"

ENTRY ELEVATION
SC: 1/8"



NORTH ELEVATION
SC: 1/8"

KEY NOTES

1. STANDING SEAM METAL ROOF SYSTEM
2. METAL PARAPET CAP - SEE DETAILS SHEET A11 & A12
3. METAL GUTTERS 6" X 9" SEE DETAILS SHEET A11 & A12
4. METAL RAIN LEADERS: 4" X 5" WITH METAL STRAP ANCHORS TOP & BOTTOM & SPACED AT 6' O.C. MAXIMUM
5. ALUMINUM WINDOW WALL SYSTEM WITH TINTED GLASS
6. FACE BRICK RUNNING BOND
7. BRICK SILL SEE DETAILS AND WALL SECTIONS
8. BRICK SOLDIER COURSE
9. CIRCULAR BRICK ACCENT: SEE DETAIL SHEET A8
10. BRICK WATER TABLE TRIM BAND: LINE UP SOLDIER COURSE AROUND PERIMETER OF GROUND FLOOR
11. BRICK ARCH
12. VERTICAL EXPANSION JOINT SEE DETAIL 7 SHEET A9
13. HORIZONAL EXPANSION JOINT SEE DETAIL 6 SHEET A9
14. ROOF ACCESS HATCH
15. 48" SQUARE BULLETIN BOARD CABINET
16. METAL SOFFIT PANELS SEE TYPICAL WALL SECTION

GENERAL NOTES: REFER TO SHEET A6
DIMENSION OF BREAK IN WINDOW SILL HEIGHT IS TYPICAL.
SYMMETRICAL CENTERLINE OF FACADE. DIMENSION SHOWN MEASURES FACE OF BRICK TO CENTERLINE OF MULLION.

DATE 9-5-91

REVISIONS

STATE OF FLORIDA NORMAN GROSS, JR. 6424 REGISTERED ARCHITECT

NORMAN GROSS & ASSOCIATES
architecture · planning · design
423 West Beach Drive, Panama City, Florida 32402
Post Office Box 2207
(904) 785-3408

SMITH BOZARTH FULLER
Architects & Planners, P.A.
442a Grace Avenue ..... Panama City, Florida

SHEET TITLE
PHASE III DOCUMENTS
BAY COUNTY SCHOOL BOARD
ADMINISTRATIVE OFFICE BUILDING
Panama City, Florida

DRAWN BY:
CHECKED BY:

PROJECT NUMBER 9020

DEVELOPMENT NUMBER

SHEET NO. A5

AP 50070

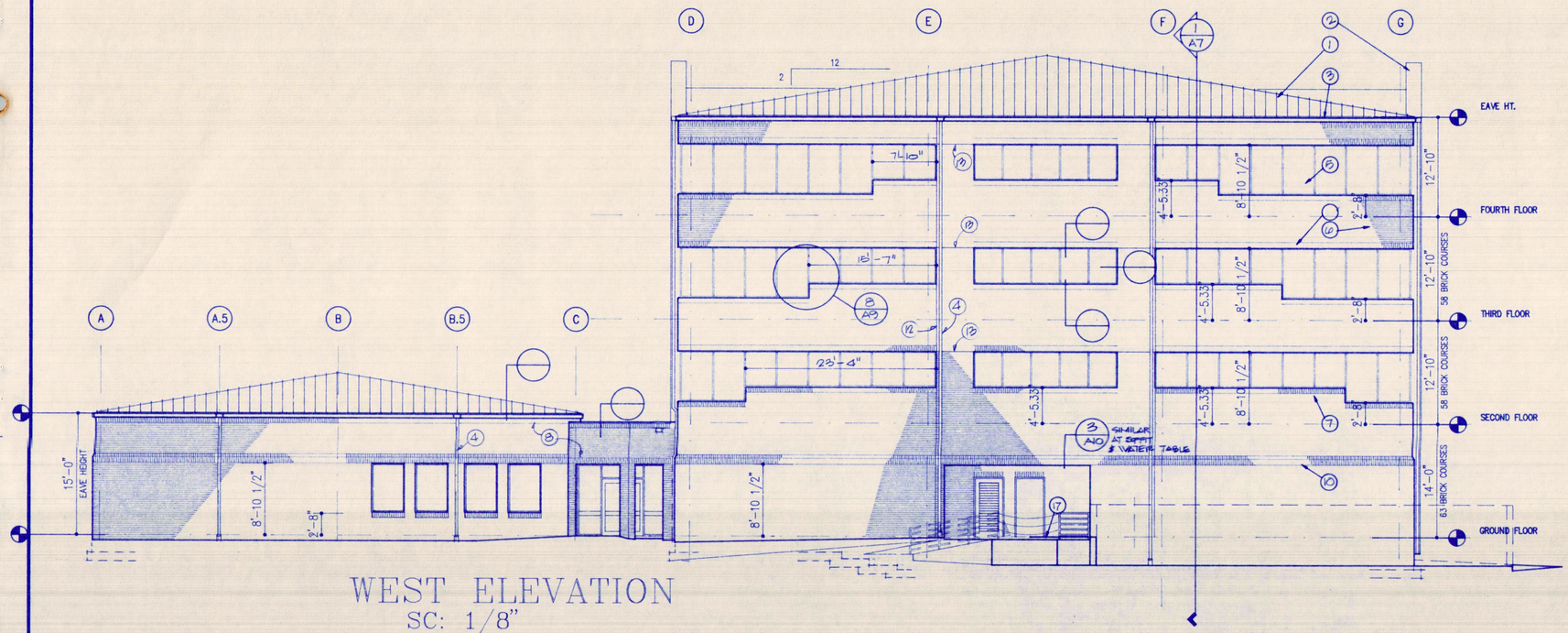

WEST ELEVATION
SC: 1/8"

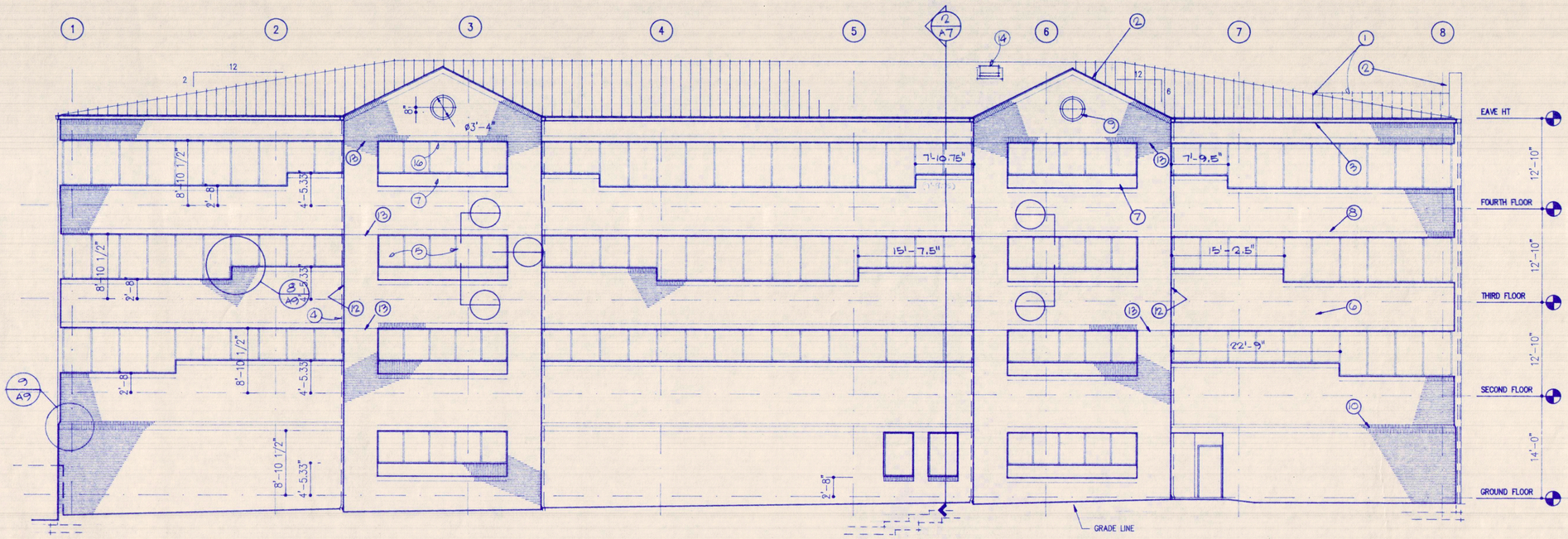

SOUTH ELEVATION
SC: 1/8"

KEY NOTES

1. STANDING SEAM METAL ROOF SYSTEM
2. METAL PARAPET CAP - SEE DETAILS SHEET A11 & A12
3. METAL GUTTERS 6" X 9" SEE DETAILS SHEET A11 & A12
4. METAL RAIN LEADERS; 4" X 5" WITH METAL STRAP ANCHORS TOP & BOTTOM & SPACED AT 6' O.C. MAXIMUM
5. ALUMINUM WINDOW WALL SYSTEM WITH TINTED GLASS
6. FACE BRICK RUNNING BOND
7. BRICK SILL SEE DETAILS AND WALL SECTIONS
8. BRICK SOLDIER COURSE
9. CIRCULAR BRICK ACCENT: SEE DETAIL SHEET A8
10. BRICK WATER TABLE TRIM BAND: LINE UP SOLDIER COURSE AROUND PERIMETER OF GROUND FLOOR
11. BRICK ARCH
12. VERTICAL EXPANSION JOINT SEE DETAIL 7 SHEET A9
13. HORIZONAL EXPANSION JOINT SEE DETAIL 6 SHEET A9
14. ROOF ACCESS HATCH
15. 48" SQUARE BULLETIN BOARD CABINET
16. METAL SOFFIT PANELS SEE TYPICAL WALL SECTION
17. CONCRETE LOADING DOCK

GENERAL NOTES:
DIMENSION OF BREAK IN WINDOW SILL HEIGHT IS TYPICAL
SYMMETRICAL CENTERLINE OF FACADE. DIMENSION SHOWN
MEASURES FACE OF BRICK TO CENTERLINE OF MULLION.

DATE
9-5-91

REVISIONS

STATE OF FLORIDA
Norman Gross, Jr.
6424
REGISTERED ARCHITECT

NORMAN GROSS & ASSOCIATES
architecture · planning · design
423 West Beach Drive
Panama City, Florida 32402
Post Office Box 2207
(904) 785-3406

SMITH BOZARTH FULLER
Architects & Planners, P.A.
442a Grace Avenue ..... Panama City, Florida

SHEET TITLE
PHASE III DOCUMENTS
BAY COUNTY SCHOOL BOARD
ADMINISTRATIVE OFFICE BUILDING
Panama City, Florida

DRAWN BY:
CHECKED BY:
PROJECT NUMBER
9020
DEVELOPMENT NUMBER
SHEET NO.
A6

AP 50070

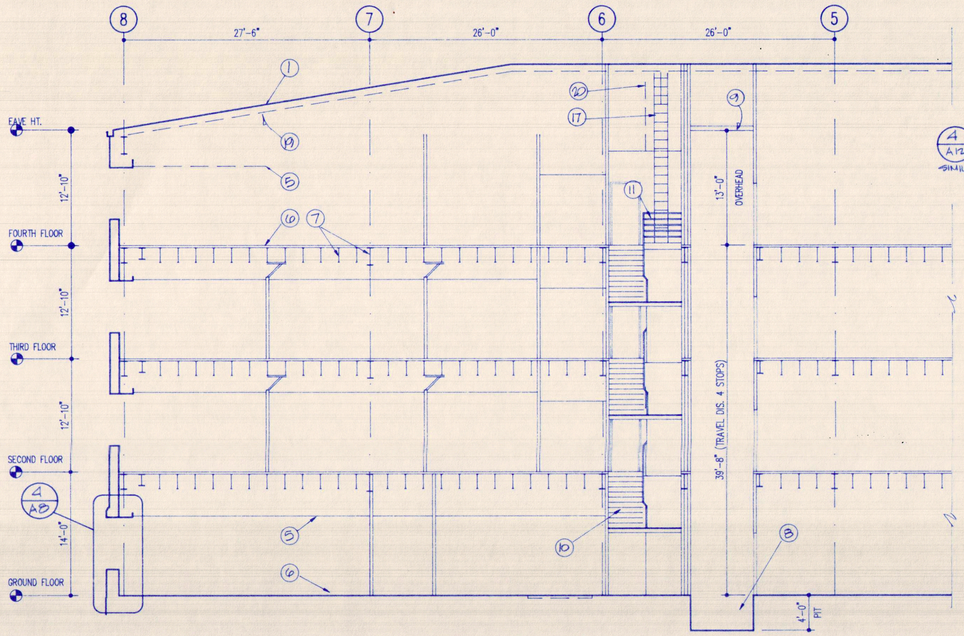

1/A7 PARTIAL BLDG SECTION
SC: 1/8"



4/A7 PARTIAL NORTH ELEVATION
SC: 1/8"

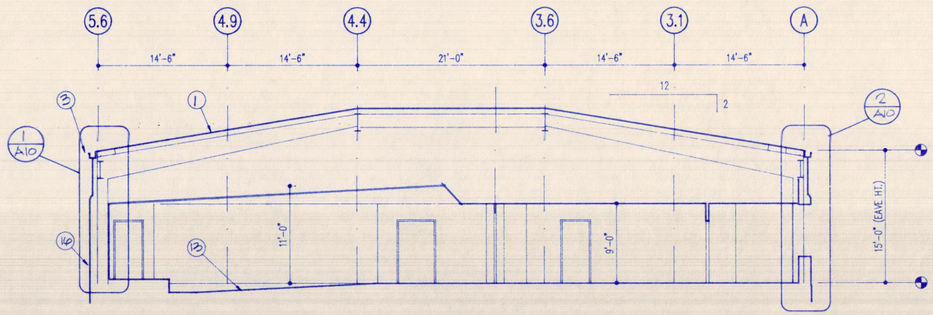

3/A7 BUILDING SECTION
SC: 1/8"

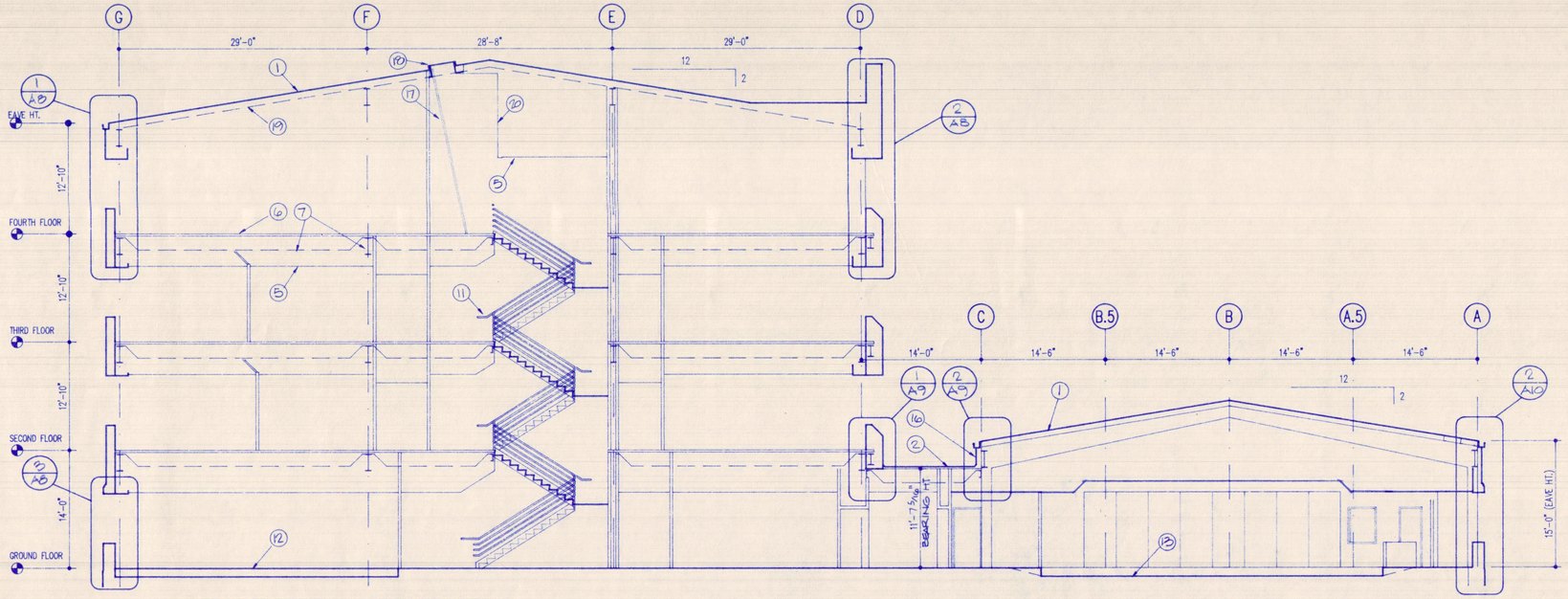

2/A7 BUILDING SECTION
SC: 1/8"

KEY NOTES

1. STANDING SEAM METAL ROOF SYSTEM
2. MEMBRANE ROOF SYSTEM ON TAPERED FOAM INSULATION
3. METAL GUTTER
4. WINDOW WALL SYSTEM WITH TINTED GLASS
5. CEILING LINE
6. CONCRETE FLOOR SYSTEM
7. STRUCTURAL STEEL JOIST & STEEL BEAMS
8. ELEVATOR PIT
9. ELEVATOR SHAFT CEILING
10. STEEL STAIR SYSTEM WITH CONCRETE TREADS & LANDINGS
11. STEEL HANDRAILS
12. COMPUTER FLOOR SYSTEM
13. RECESSED CONCRETE SLAB
14. FLASHING LINE
15. STANDING SEAM METAL ROOF SYSTEM BETWEEN ARCHES
16. BRICK VENEER
17. SHIP'S LADDER (MOUNT @ 79")
18. ROOF ACCESS HATCH
19. LINE OF ROOF PURLINS
20. GYPSUM BOARD WALL LINE

DATE
9-5-91

REVISIONS

STATE OF FLORIDA · NORMAN J. GROSS, JR. · 4424 · REGISTERED ARCHITECT

NORMAN GROSS & ASSOCIATES
architecture · planning · design
423 West Beach Drive
Panama City, Florida 32402
Post Office Box 2207
(904) 785-3456

SMITH BOZARTH FULLER
Architects & Planners, P.A.
442a Grace Avenue ..... Panama City, Florida

SHEET TITLE
PHASE III DOCUMENTS
BAY COUNTY SCHOOL BOARD
ADMINISTRATIVE OFFICE BUILDING
Panama City, Florida

DRAWN BY:
CHECKED BY:

PROJECT NUMBER
9020

DEVELOPMENT NUMBER

SHEET NO.
A7

AF 50070

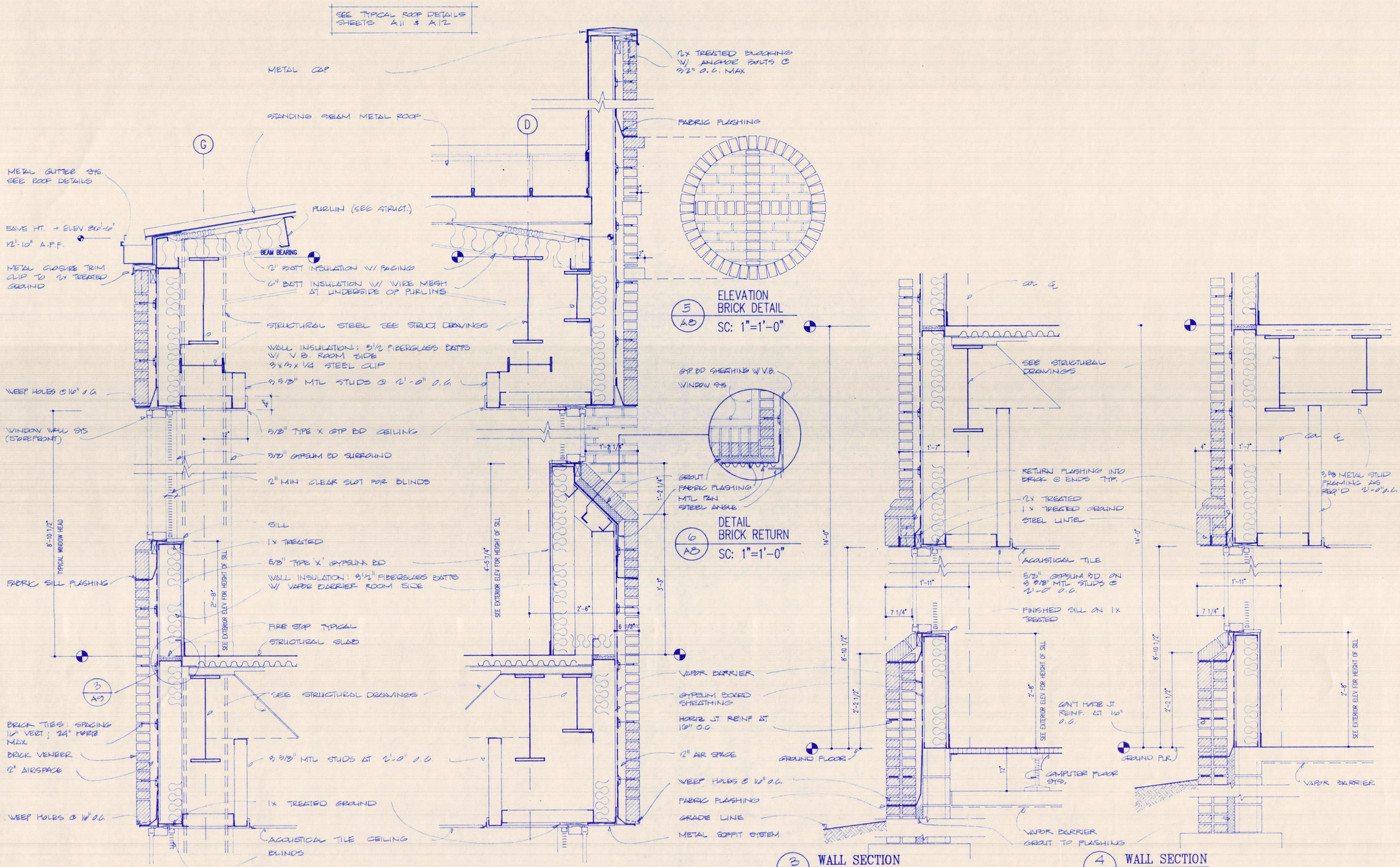

DATE 9-5-91

REVISIONS

STATE OF FLORIDA NORMAN GROSS, JR. 6424 REGISTERED ARCHITECT

NORMAN GROSS & ASSOCIATES
architecture · planning · design
425 West Beach Drive, Panama City, Florida 32401
Post Office Box 2207 (904) 785-3406

SMITH BOZARTH FULLER Architects & Planners, P.A.
442a Grace Avenue ..... Panama City, Florida

SHEET TITLE
PHASE III DOCUMENTS
BAY COUNTY SCHOOL BOARD
ADMINISTRATIVE OFFICE BUILDING
Panama City, Florida

DRAWN BY:
CHECKED BY:

PROJECT NUMBER 9020

DEVELOPMENT NUMBER

SHEET NO. A8

AF 50070

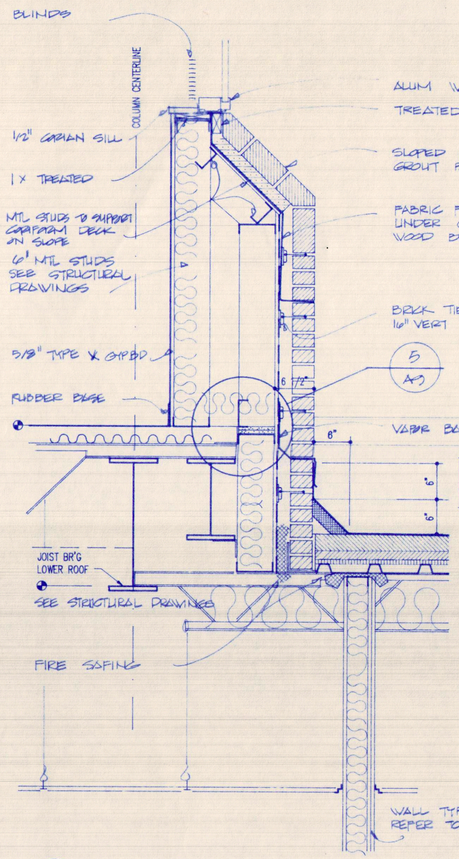

1 A9 WALL SECTION
SC: 1" = 1'-0"

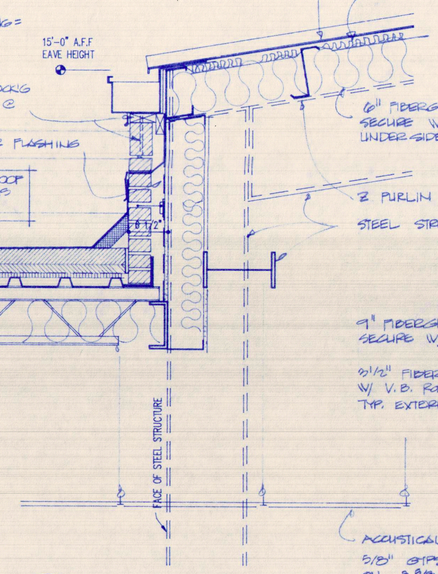

2 A9 WALL SECTION
SC: 1" = 1'-0"

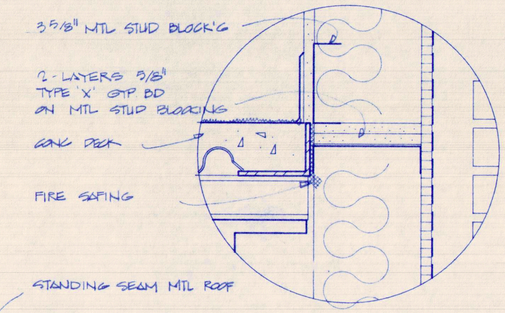

5 A9 DETAIL FIRE STOP AT FLOOR LINE
SC: 3" = 1'-0"

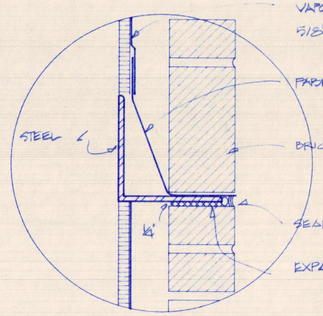

6 A9 DETAIL VERTICAL CUT AT HORZ. JOINT
SC: 3" = 1'-0"

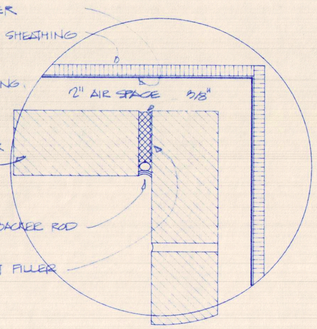

7 A9 DETAIL PLAN VIEW AT VERTICAL JT.
SC: 3" = 1'-0"

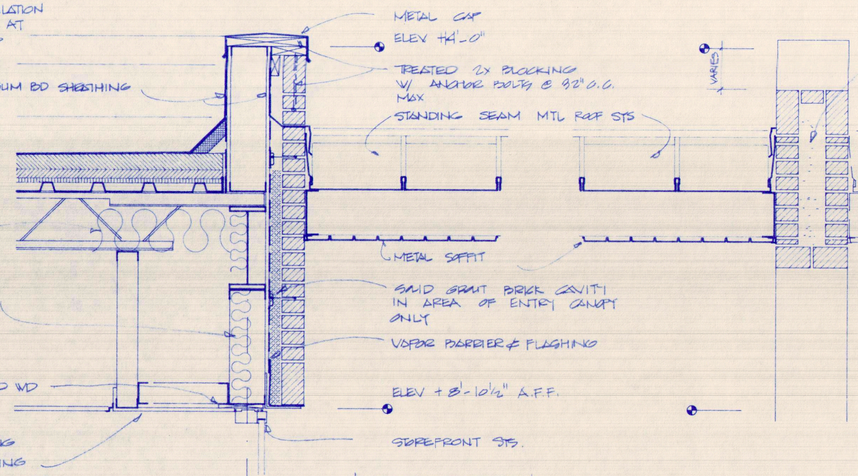

SEE TYPICAL ROOF DETAILS SHEETS A11 & A12

3 A9 WALL SECTION
SC: 1" = 1'-0"

4 A9 WALL SECTION
SC: 1" = 1'-0"

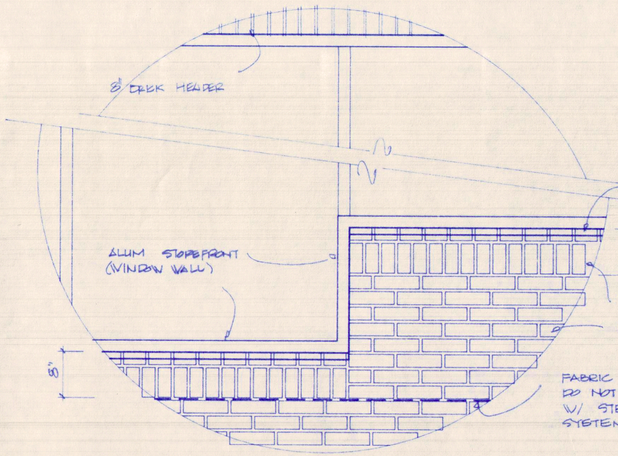

8 A9 ELEVATION DETAIL
SC: 1" = 1'-0"

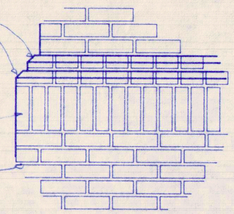

"BRICK WATER TABLE"

9 A9 ELEVATION DETAIL
SC: 1" = 1'-0"

DATE
9-5-91

REVISIONS

STATE OF FLORIDA ★ NORMAN L. GROSS, JR. ★ 8424 ★ REGISTERED ARCHITECT

NORMAN GROSS & ASSOCIATES
architecture · planning · design
4425 West Beach Drive
Panama City, Florida 32402
Post Office Box 22017
(904) 785-3406

SMITH BOZARTH FULLER Architects & Planners, P.A.
442a Grace Avenue ..... Panama City, Florida

SHEET TITLE
PHASE III DOCUMENTS
BAY COUNTY SCHOOL BOARD
ADMINISTRATIVE OFFICE BUILDING
Panama City, Florida

DRAWN BY:
CHECKED BY:

PROJECT NUMBER
9020

DEVELOPMENT NUMBER

SHEET NO.
A9

AP 50070

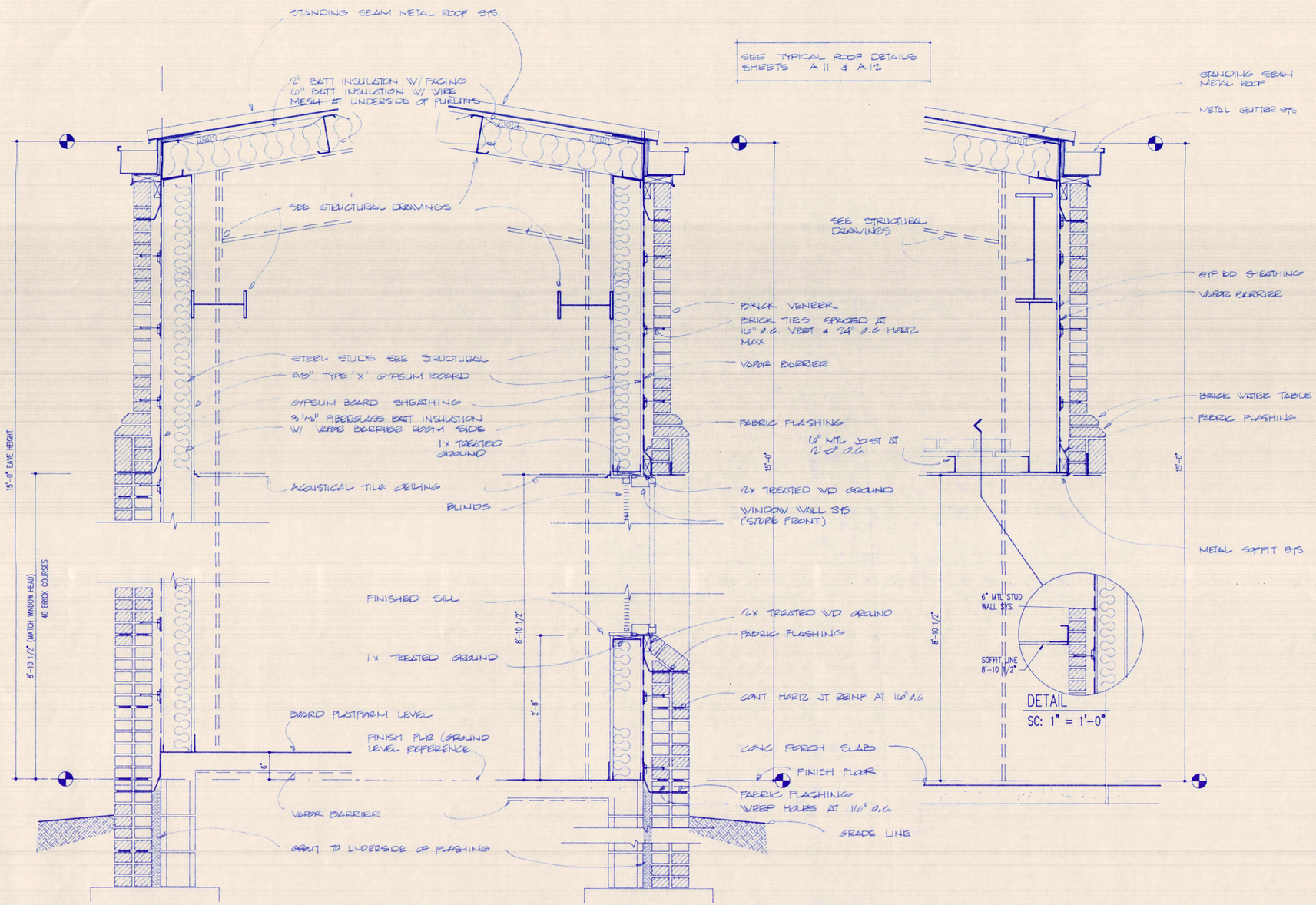

1 / A10 WALL SECTION
SC: 1" = 1'-0"

2 / A10 WALL SECTION
SC: 1" = 1'-0"

3 / A10 WALL SECTION NORTH ENTRY PORCH
SC: 1" = 1'-0"

DATE
9-5-91

REVISIONS

STATE OF FLORIDA ★ REGISTERED ARCHITECT
NORMAN GROSS, JR.
6424

NORMAN GROSS & ASSOCIATES
architecture · planning · design
423 West Beach Drive
Panama City, Florida 32402
Post Office Box 2207
(904) 785-3406

SMITH BOZARTH FULLER
Architects & Planners, P.A.
442a Grace Avenue ..... Panama City, Florida

SHEET TITLE
PHASE III DOCUMENTS
BAY COUNTY SCHOOL BOARD
ADMINISTRATIVE OFFICE BUILDING
Panama City, Florida.

DRAWN BY:
CHECKED BY:

PROJECT NUMBER
9020

DEVELOPMENT NUMBER

SHEET NO.
A10

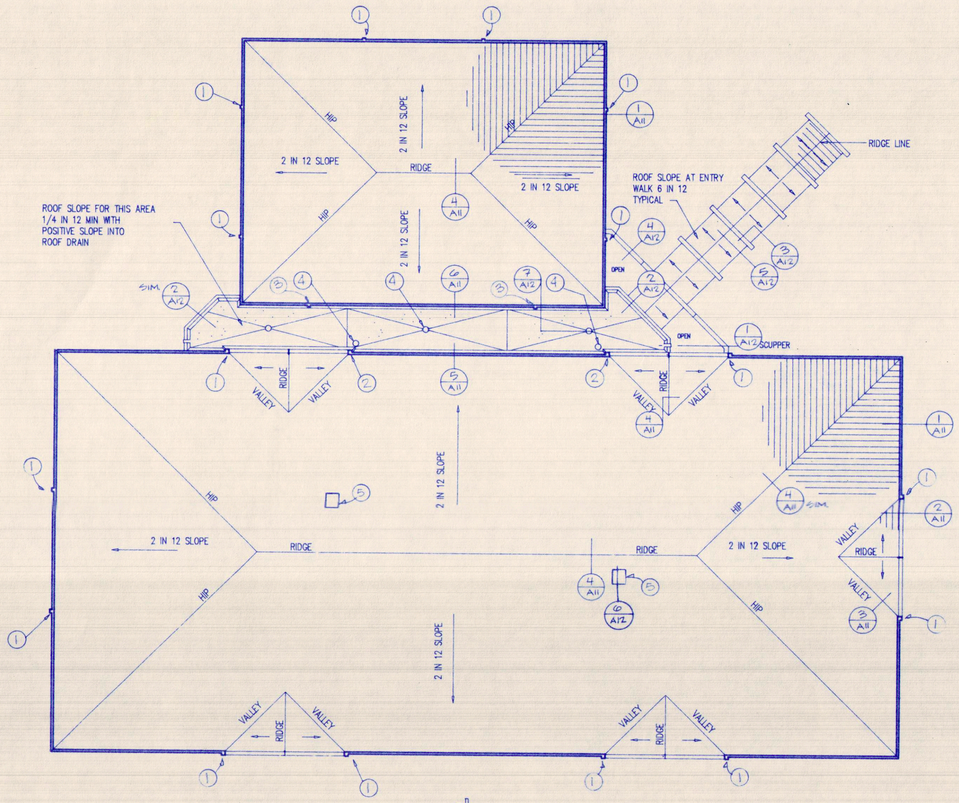

ROOF PLAN

SC: 1/16" = 1'-0"

KEY NOTES

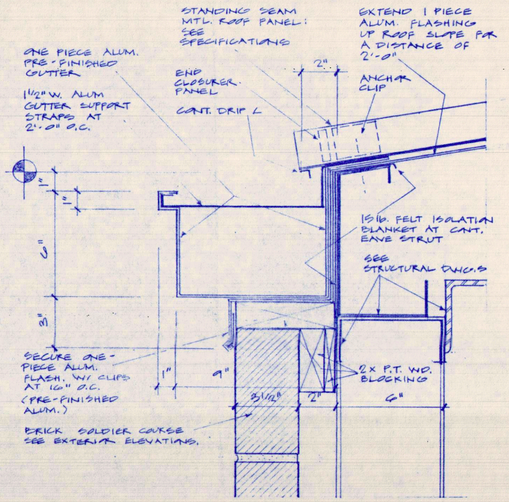

1/A11 DETAIL

SC: 3" = 1'-0"

TYPICAL MTL. ROOF - GUTTER JUNCTURE

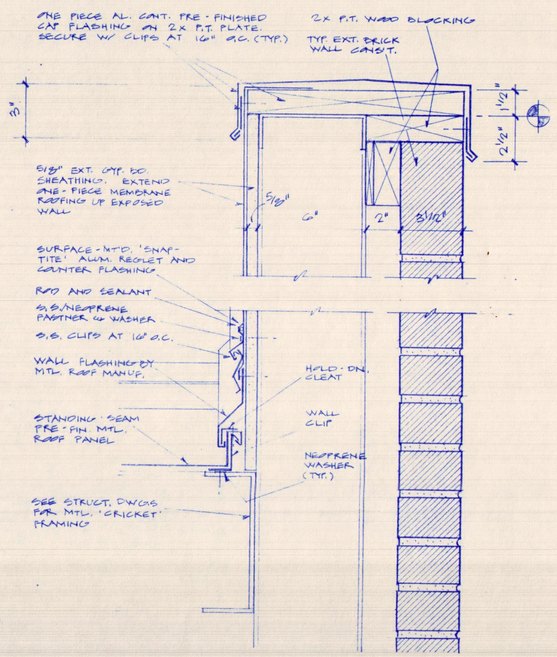

2/A11 DETAIL

SC: 3" = 1'-0"

TYPICAL HIGH-ROOF GABLE-END PARAPET

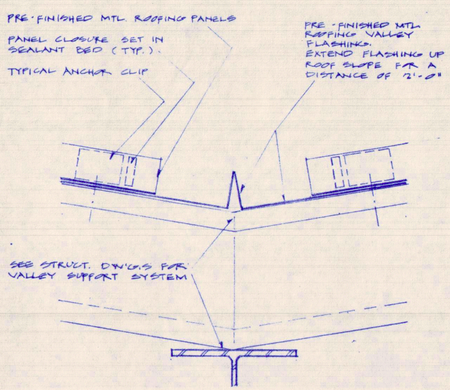

3/A11 DETAIL

SC: 3" = 1'-0"

TYPICAL METAL ROOF VALLEY

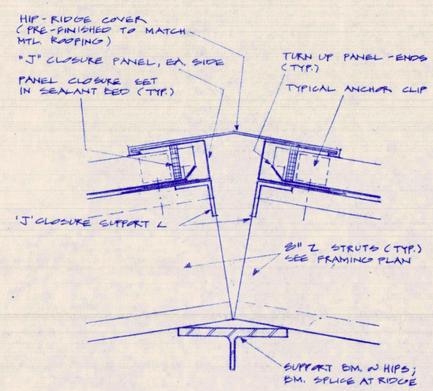

4/A11 DETAIL

SC: 3" = 1'-0"

TYPICAL METAL ROOF HIP / RIDGE

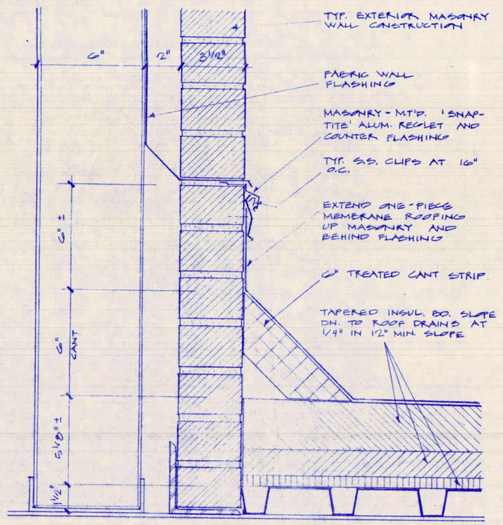

5/A11 DETAIL

SC: 3" = 1'-0"

HIGH BLD'G. - LOW ROOF INTERSECTION

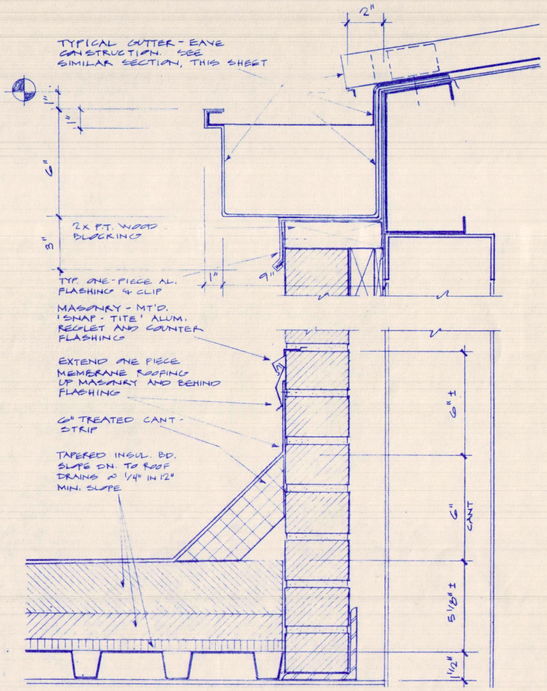

6/A11 DETAIL

SC: 3" = 1'-0"

LOW BLD'G. - LOW ROOF INTERSECTION

DATE 9-5-91

REVISIONS

STATE OF FLORIDA · PAUL GROSS, JR. · 6424 · WINDSON · REGISTERED ARCHITECT

NORMAN GROSS & ASSOCIATES
architecture · planning · design
4425 West Beach Drive
Panama City, Florida 32402
Post Office Box 2207
(904) 785-3408

SMITH BOZARTH FULLER
Architects & Planners, P.A.
442a Grace Avenue ..... Panama City, Florida

SHEET TITLE

PHASE III DOCUMENTS

BAY COUNTY SCHOOL BOARD
ADMINISTRATIVE OFFICE BUILDING
Panama City, Florida

DRAWN BY:

CHECKED BY:

PROJECT NUMBER 9020

DEVELOPMENT NUMBER

SHEET NO. A11

AF 50070

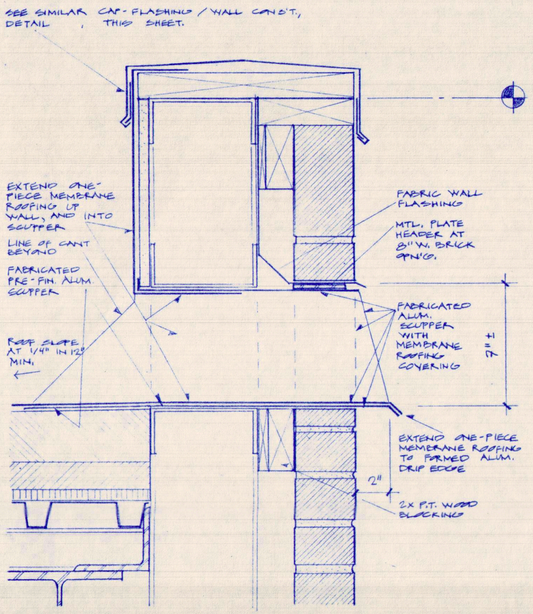

1 A12 DETAIL
SC: 3" = 1'-0"
TYPICAL MTL. FABRICATED SCUPPER

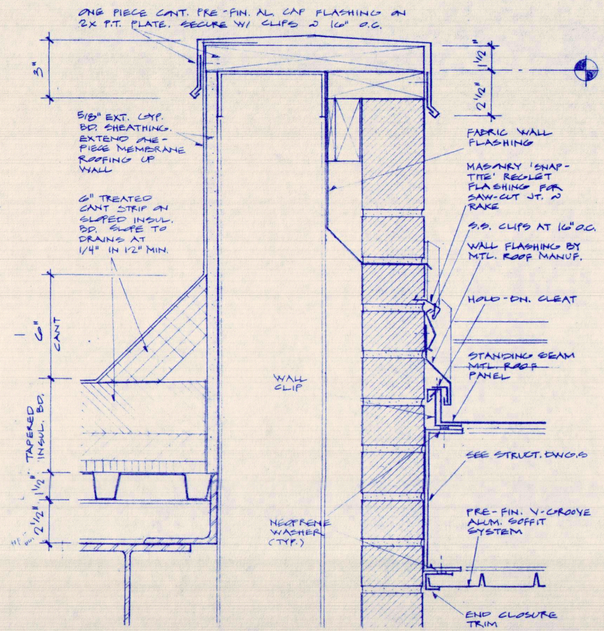

2 A12 DETAIL
SC: 3" = 1'-0"
LOW ROOF - COVERED WALKWAY INTERSECTION

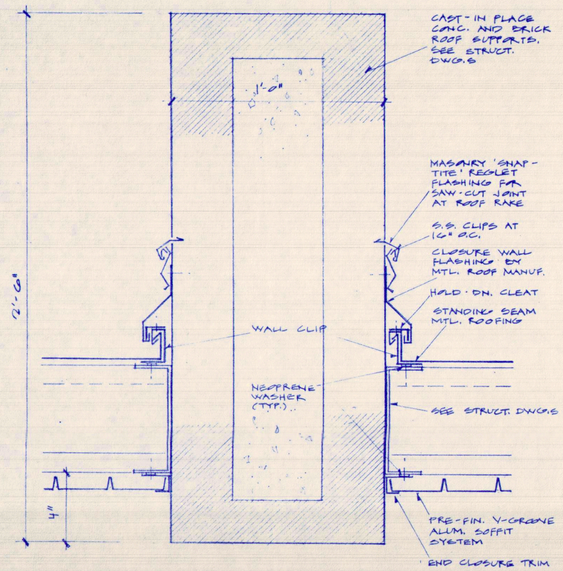

3 A12 DETAIL
SC: 3" = 1'-0"
COVERED WALKWAY

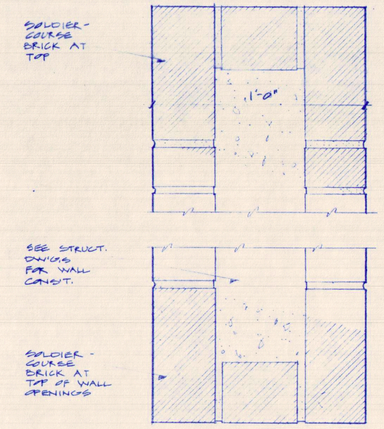

4 A12 DETAIL
SC: 3" = 1'-0"
ENTRY FACADE WALL DETAIL @ OPNG.

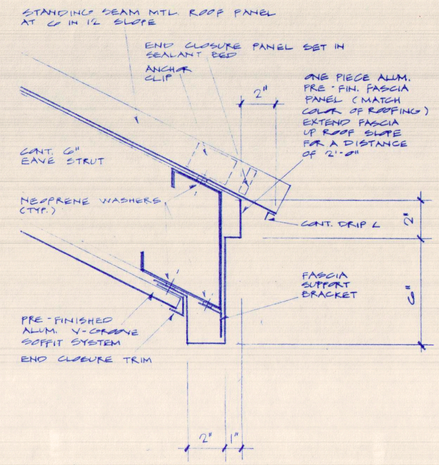

5 A12 DETAIL
SC: 3" = 1'-0"
COVERED WALKWAY EAVE

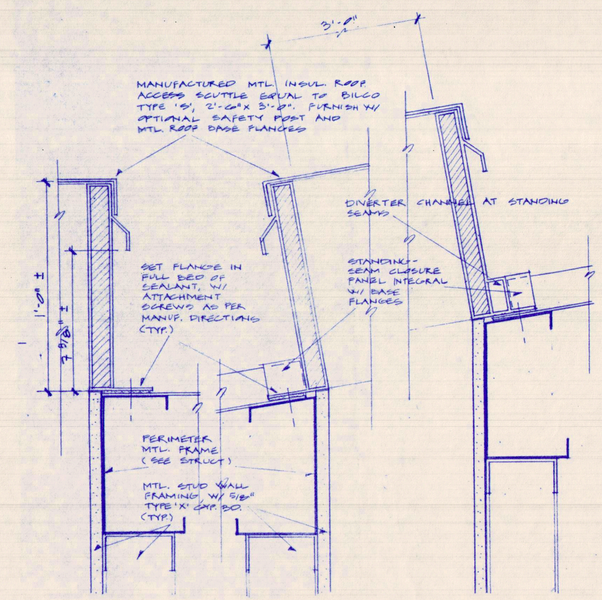

6 A12 DETAIL
SC: 3" = 1'-0"
ROOF ACCESS SCUTTLE DETAILS

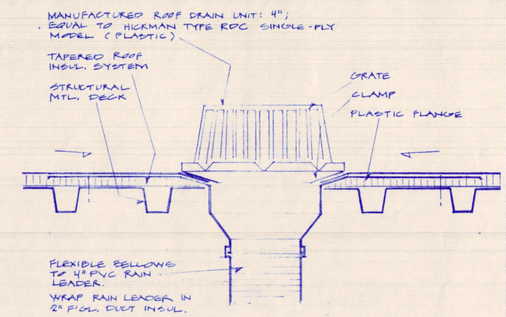

7 A12 DETAIL
SC: 3" = 1'-0"
TYPICAL ROOF DRAIN

DATE
9-5-91

REVISIONS

STATE OF FLORIDA * NORMAN H. GROSS, JR. * 6424 * REGISTERED ARCHITECT

NORMAN GROSS & ASSOCIATES
architecture · planning · design
423 West Beach Drive
Panama City, Florida 32402
Post Office Box 2207
(904) 785-3406

SMITH BOZARTH FULLER Architects & Planners, P.A.
442a Grace Avenue ..... Panama City, Florida

SHEET TITLE
PHASE III DOCUMENTS
BAY COUNTY SCHOOL BOARD
ADMINISTRATIVE OFFICE BUILDING
Panama City, Florida

DRAWN BY:
CHECKED BY:

PROJECT NUMBER
9020

DEVELOPMENT NUMBER

SHEET NO.
A12

AP 50070

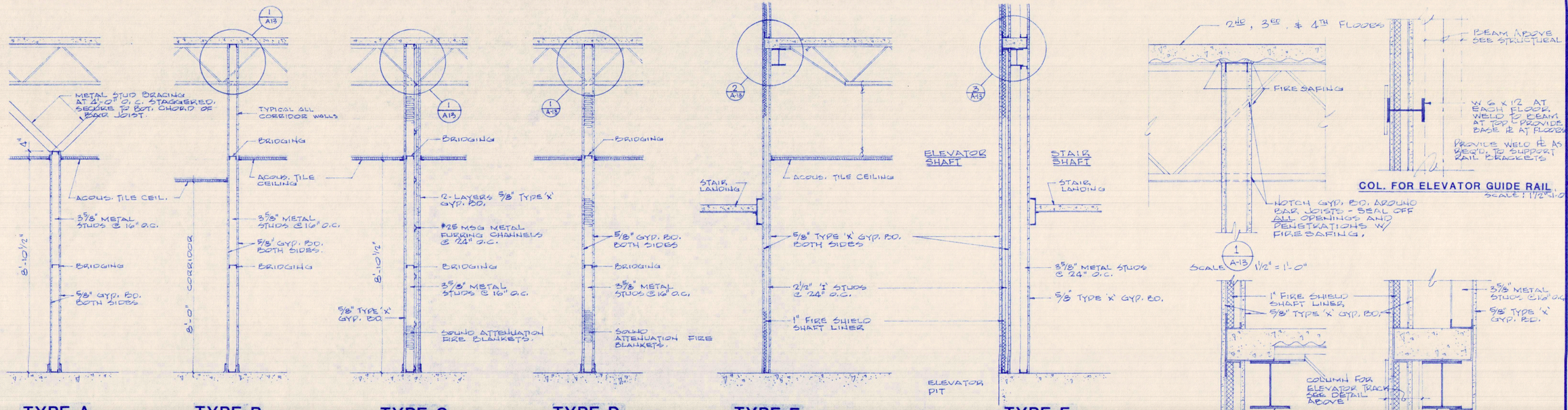

TYPE A | TYPE B | TYPE C | TYPE D | TYPE E | TYPE F

TYPICAL INTERIOR WALL TYPES

SCALE: 1/2" = 1'-0"

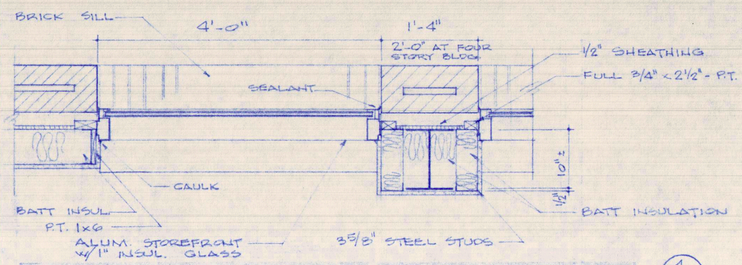

TYPICAL GROUND FLOOR WINDOW MULLION

SC: 1" = 1'-0" (4 / A-13)

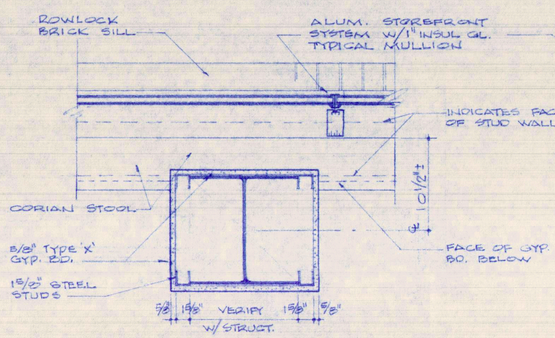

TYPICAL EXTERIOR COLUMN

SC: 1 1/2" = 1'-0" (5 / A-13)

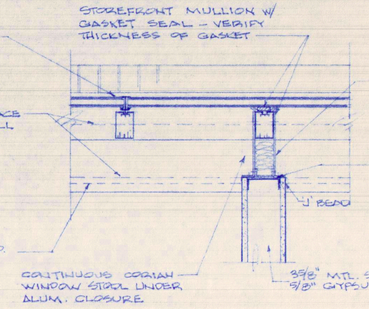

TYPICAL WALL CLOSURE

SC: 1 1/2" = 1'-0" (6 / A-13)

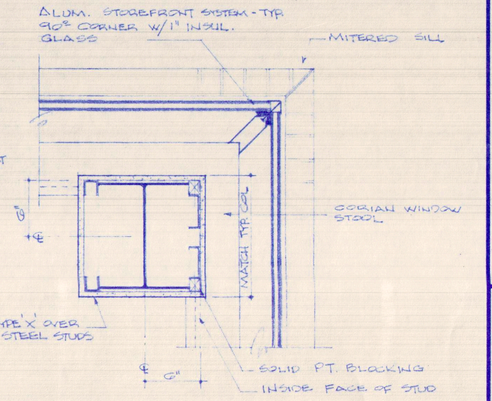

TYPICAL CORNER COLUMN

SC: 1 1/2" = 1'-0" (7 / A-13)

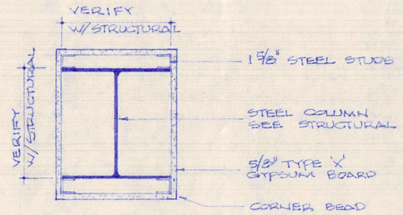

TYPICAL INTERIOR COLUMN

SC: 1 1/2" = 1'-0" (8 / A-13)

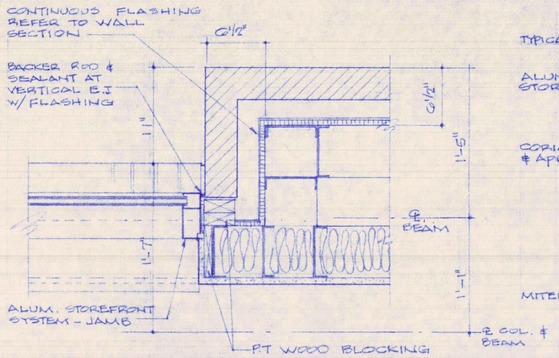

DETAIL

SC: 1 1/2" = 1'-0" (9 / A-13)

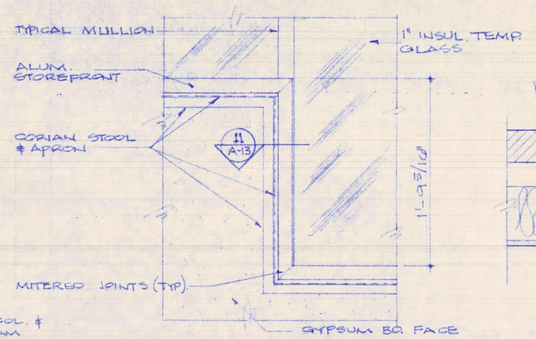

ELEVATION

SC: 1 1/2" = 1'-0" (10 / A-13)

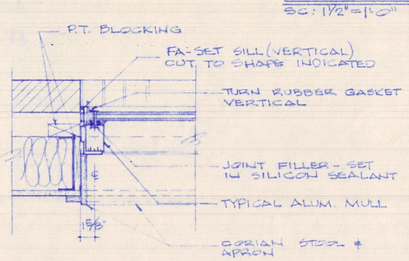

DETAIL

SC: 1 1/2" = 1'-0" (11 / A-13)

DATE 9-5-91

REVISIONS

STATE OF FLORIDA — PAUL GROSS, JR. — 6424 — NATHAN — REGISTERED ARCHITECT

NORMAN GROSS & ASSOCIATES
architecture · planning · design
423 West Beach Drive, Panama City, Florida 32402
Post Office Box 2207 (904) 785-3406

SMITH BOZARTH FULLER
Architects & Planners, P.A.
442a Grace Avenue ..... Panama City, Florida

SHEET TITLE
PHASE III DOCUMENTS
BAY COUNTY SCHOOL BOARD
ADMINISTRATIVE OFFICE BUILDING
Panama City, Florida

DRAWN BY:
CHECKED BY:

PROJECT NUMBER 9020

DEVELOPMENT NUMBER

SHEET NO. A13

AF 50070

GROUND FLOOR
ROOM FINISH SCHEDULE

ROOM NO.	ROOM NAME	FLOORING	CODE	BASE	CODE	WALL	FINISH CODE NORTH	EAST	SOUTH	WEST	CEILING	CODE	CEILING HEIGHT	REMARKS
100	STAIR	RUBBER	—	RUBBER	—	PAINTED GYP. BD.	2	2	2	2	5/8" GYP.BD.	2	VARIES	RUBBER TREAD & RISER
101	STAIR	RUBBER	—	RUBBER	—	PAINTED GYP. BD	2	2	2	2	5/8" GYP. BD.	2	VARIES	↓
102	ELEVATOR	CARPET	A	—	—	—					—	—	—	SEE SPECS FOR ELEVATOR.
103	ELEVATOR LOBBY	CARPET	B	RUBBER	—	PRIMED GYP. BD.	A	A	A	A	ACOUSTICAL TILE	B	8'-10 1/2"	
104	LOBBY	↓	B	↓	—	PRIMED GYP. BD.	B	B	B	B	↓	B	↓	
105	RECEPTION / SECRETARY	↓	A	↓	—	PAINTED GYP. BD.	1	1	1	1	↓	A	↓	
106	ASST SUPT ADMIN SERVICES	↓	B	↓	—	PRIMED GYP. BD.	A	A	A	A	↓	↓	↓	
107	OPEN OFFICE	↓	A	↓	—	PAINTED GYP. BD.	1	1	1	1	↓	↓	↓	
108	PERSONNEL DIRECTOR	↓	↓	↓	—	↓	↓	↓	↓	↓	↓	↓	↓	
109	PERSONNEL DIRECTOR	↓	↓	↓	—	↓	↓	↓	↓	↓	↓	↓	↓	
110	CERTIFICATION SPEC.	↓	A	↓	—	↓	1	1	1	1	↓	A	↓	
111	PERSONNEL SERVICES	CARPET	A	RUBBER	—	PAINTED GYP. BD.	1	1	1	1	ACOUSTICAL TILE	A	8'-10 1/2"	
112	VAULT	COMP. TILE	—	↓	—	↓	1	1	1	1	↓	A	↓	
113	CONFERENCE ROOM	CARPET	B	↓	—	↓	B	B	B	B	↓	B	↓	
114	KITCHENETTE	↓	A	↓	—	PAINTED GYP. BD.	1	1	1	1	↓	A	↓	
115	MEN	CERAMIC TILE	—	CERAMIC TILE	—	CERAMIC TILE	—	—	—	—	5/8" GYP. BD.	2	8'-1 3/4"	ACCENT TILE FLOOR & WALL
116	WOMEN	CERAMIC TILE	—	CERAMIC TILE	—	CERAMIC TILE	—	—	—	—	5/8" GYP. BD.	2	8'-1 3/4"	↓
117	JANITOR	COMP. TILE	—	RUBBER	—	PAINTED GYP. BD.	2	2	2	2	5/8" GYP. BD.	2	8'-0"	
118	COPY ROOM	↓	—	↓	—	↓	1	1	1	1	ACOUSTICAL TILE	A	8'-10 1/2"	
119	STAFF DEV. STOR.	↓	—	↓	—	↓	1	1	1	1	↓	↓	↓	
120	VENDING	↓	—	↓	—	↓	2	2	2	2	↓	A	↓	
121	COMPUTER ROOM	CARPET	A	RUBBER	—	PAINTED GYP. BD.	1	1	1	1	ACOUSTICAL TILE	A	8'-10 1/2"	
122	MULTI-PURPOSE ROOM	↓	A	↓	—	↓	1	1	1	1	ACOUSTICAL TILE	↓	↓	
123	VESTIBULE	↓	C	WOOD	—	PRIMED GYP. BD	B	B	B	B	↓	↓	↓	
124	HALL	↓	C	WOOD	—	↓	B	B	B	B	↓	↓	↓	
125	VESTIBULE	CARPET	A	RUBBER	—	PAINTED GYP. BD.	1	1	1	1	↓	A	8'-0"	
126	TOILET	CERAMIC TILE	—	CERAMIC TILE	—	CERAMIC TILE	—	—	—	—	5/8" GYP. BD.	2	8'-7 3/4"	ACCENT TILE FL & WALL
127	TOILET	CERAMIC TILE	—	CERAMIC TILE	—	CERAMIC TILE	—	—	—	—	5/8" GYP. BD.	2	8'-1 3/4"	↓
128	STORAGE	COMP. TILE	—	RUBBER	—	PAINTED GYP. BD.	2	2	2	2	ACOUSTICAL TILE	A	8'-10 1/2"	
129	BOARD ROOM	CARPET	A/B	WOOD	—	PRIMED GYP. BD.	B	B	B	B	↓	C	VARIES	SEE SECTION - CARPET B AT ELEVATED BD. AREA
130	MECHANICAL	COMP. TILE	—	RUBBER	—	PAINTED GYP. BD.	2	2	2	2	5/8" GYP. BD	2	8'-10 1/2"	
131	MEDIA	CARPET	A	RUBBER	—	PAINTED GYP. BD.	1	1	1	1	ACOUSTICAL TILE	A	9'-8"	
132	A V ROOM	CARPET	A	↓	—	↓	↓	↓	↓	↓	↓	A	8'-10 1/2"	
133	STAFF DEVELOPMENT	CARPET	A	↓	—	↓	↓	↓	↓	↓	↓	A	9'-8"	
134	STAFF DEV. STOR.	COMP. TILE	—	↓	—	↓	1	1	1	1	↓	A	8'-10 1/2"	
135	FLAMABLE STORAGE	SEALED CONC.	—	↓	—	↓	2	2	2	2	5/8" GYP. BD.	2	↓	
136	MECH.	SEALED CONC.	—	↓	—	↓	2	2	2	2	↓	2	↓	
137	CUSTODIAN	COMP. TILE	—	↓	—	↓	2	2	2	2	↓	2	↓	
138	TELEPHONE EQUIP.	↓	—	↓	—	↓	2	2	2	2	↓	2	↓	
139	ADMIN. STORAGE	↓	—	↓	—	↓	1	1	1	1	ACOUSTICAL TILE	A	↓	
140	MAIL ROOM	CARPET	A	↓	—	↓	1	1	1	1	↓	A	↓	
141	OPEN OFFICE	CARPET	A	RUBBER	—	PAINTED GYP. BD.	1	1	1	1	ACOUSTICAL TILE	A	8'-10 1/2"	
142	H.R.M.D. DIRECTOR	↓	A	↓	—	↓	↓	↓	↓	↓	↓	A	↓	
143	VAULT	COMP. TILE	—	↓	—	↓	↓	↓	↓	↓	↓	A	↓	
144	STAFF DEV. COORD.	CARPET	A	↓	—	↓	↓	↓	↓	↓	↓	A	↓	
145	PUBLIC INFO.	↓	A	↓	—	↓	1	1	1	1	↓	A	↓	
146	ELEVATOR EQUIP. ROOM	COMP. TILE	—	↓	—	↓	2	2	2	2	5/8" GYP. BD.	2	↓	
147	AUDIO TESTING	CARPET	A	↓	—	↓	1	1	1	1	ACOUSTICAL TILE	A	↓	
148	MECHANICAL	COMP. TILE	—	↓	—	↓	2	2	2	2	5/8" GYP. BD.	2	↓	
149	RECEPTION/SECRETARY	CARPET	A	↓	—	↓	1	1	1	1	ACOUSTICAL TILE	A	↓	
150	M.I.S. DIRECTOR	CARPET	A	↓	—	↓	1	1	1	1	↓	A	↓	
151	COORDINATOR	CARPET		RUBBER	—	PAINTED GYP. BD.	1	1	1	1	ACOUSTICAL TILE	A	8'-10 1/2"	
152	OPEN OFFICE	↓		↓	—	↓	↓	↓	↓	↓	↓	↓	↓	
153	COMPUTER ROOM	TILE/ RAISED FLOOR	—	↓	—	↓	↓	↓	↓	↓	↓	↓	↓	
154	DATA CONTROL	↓	—	↓	—	↓	↓	↓	↓	↓	↓	↓	↓	
155	EQUIPMENT OPERATORS	CARPET/RAISED FL	—	↓	—	↓	↓	↓	↓	↓	↓	↓	↓	
156	COORDINATOR	↓	—	↓	—	↓	↓	↓	↓	↓	↓	↓	↓	
157	ELECTRICAL	TILE / RAISED FLOOR	—	↓	—	↓	2	2	2	2	↓	↓	↓	
158	STORAGE	COMP. TILE	—	↓	—	↓	2	2	2	2	↓	↓	↓	
159	HALL	CARPET	C	↓	—	PRIMED GYP. BD.	A	A	A	A	↓	↓	8'-0"	
160	HALL	↓	C	↓	—	PRIMED GYP. BD.	A	A	A	A	↓	↓	8'-0"	
161	RECEPTION	↓	A	RUBBER	—	PRIMED GYP. BD.	B	B	B	B	ACOUSTICAL TILE	B	8'-10 1/2"	
162	MECH	SEALED CONC.	—	↓	—	PAINTED GYP. BD.	2	2	2	2	5/8" GYP. BD.	2	8'-10 1/2"	

FINISH CODE SCHEDULE

FLOORING
- A – CARPET TYPE A
- B – CARPET TYPE B W/ ACCENT B
- C – CARPET TYPE A W/ ACCENT B

WALL FINISH
- A – VINYL WALL COVERING A
- B – VINYL WALL COVERING B
- 1. LATEX PAINT
- 2. EPOXY PAINT

CEILING FINISH
- A – CEILING TILE TYPE A
- B – CEILING TILE TYPE B
- C – CEILING TILE TYPE C
- 2. PAINTED SEMI GLOSS ENAMEL

NOTE: REFER TO SPECIFICATIONS FOR MATERIAL

GROUND FLOOR DOOR SIGNAGE

Door No	Text	Door No	Text
100	Stair	129a	Board Room
101	Stair	130	Equipment
105	Assistant Superintendent Administration	133	Staff Development A
		133a	Staff Development B
107	Personnel	133b	Staff Development A
113	Conference	133c	Staff Development B
113a	Conference	135	Flamable Storage
115	Men (H. C.)	136	Equipment
115a	Men (H. C.)	137	Custodian
116	Women (H. C.)	139	Administrative Storage
116a	Women (H. C.)	140	Mail Room
117	Janitor	141	HRMD
121	Computer Laboratory		Staff Development
121a	Computer Laboratory		Public Information
122	Multi-Purpose	146	Elevator Equipment
122a	Multi-Purpose	147	Audio Testing
125	Private	148	Equipment
126	Men	149	MIS
127	Women	157	Electrical
129	Board Room	158	Ring Bell for Delivery to MIS

DATE 9-5-91

REVISIONS

STATE OF FLORIDA NORMAN WALL GROSS, JR. 9-4-91 REGISTERED ARCHITECT

NORMAN GROSS & ASSOCIATES
architecture · planning · design
425 West Beach Drive, Panama City, Florida 32401
Post Office Box 2207, (904) 785-3408

SMITH BOZARTH FULLER Architects & Planners, P.A.
442a Grace Avenue ..... Panama City, Florida

SHEET TITLE
PHASE III DOCUMENTS
BAY COUNTY SCHOOL BOARD
ADMINISTRATIVE OFFICE BUILDING
Panama City, Florida

DRAWN BY:
CHECKED BY:

PROJECT NUMBER 9020

DEVELOPMENT NUMBER

SHEET NO. A14

AF 50070

SECOND FLOOR
ROOM FINISH SCHEDULE

ROOM NO.	ROOM NAME	FLOORING	CODE	BASE	CODE	WALL	FINISH CODE NORTH	EAST	SOUTH	WEST	CEILING	CODE	CEILING HEIGHT	REMARKS
200	STAIR	RUBBER	—	RUBBER	—	PAINTED GYP. BD.	2	2	2	2	5/8" GYP. BD.	2	VARIES	RUBBER TREADS & RISERS
201	STAIR	RUBBER	—	RUBBER	—	PAINTED GYP. BD.	2	2	2	2	5/8" GYP. BD.	2	VARIES	RUBBER TREADS & RISERS
202	ELEVATOR	CARPET	A		—		—	—	—	—		—		SEE SPECS FOR FINISHES
203	LOBBY	CARPET	B	RUBBER	—	PRIMED GYP. BD.	A	A	A	A	ACOUSTICAL TILE	B	8'-10½"	
204	COPY	COMP. TILE	—	RUBBER	—	PAINTED GYP. BD.	1	1	1	1	ACOUSTICAL TILE	A	8'-10½"	
205	WOMEN	CERAMIC TILE	—	CERAMIC TILE	—	CERAMIC TILE	—	—	—	—	5/8" GYP.BD.	2	8'-1¾"	ACCENT TILE FL. & WALLS
206	MEN	CERAMIC TILE	—	CERAMIC TILE	—	CERAMIC TILE	—	—	—	—	5/8" GYP. BD.	2	8'-1¾"	ACCENT TILE FL. & WALLS
207	JANITOR	COMP. TILE	—	RUBBER	—	PAINTED GYP. BD.	2	2	2	2	5/8" GYP. BD.	2	8'-0"	
208	ADMINISTRATIVE STORAGE	CARPET	A	RUBBER	—	PAINTED GYP. BD.	1	1	1	1	ACOUSTICAL TILE	A	8'-10½"	
209	VENDING	COMP. TILE	—	RUBBER	—	PAINTED GYP. BD.	1	1	1	1	ACOUSTICAL TILE	A	8'-0"	
210	HALL	CARPET	C	RUBBER	—	PRIMED GYP. BD.	A	A	A	A	ACOUSTICAL TILE	A	8'-0"	
211	MECH	COMP. TILE	—	RUBBER	—	PAINTED GYP. BD.	2	2	2	2	5/8" GYP. BD.	2	8'-10½"	
212	MECH	COMP. TILE	—	RUBBER	—	↓	2	2	2	2	5/8" GYP. BD	2	8'-10½"	
213	CONFERENCE	CARPET	B	↓	—	PRIMED GYP. BD.	B	B	B	B	ACOUSTICAL TILE	B	8'-10½"	
214	STAFF LOUNGE	↓	A	↓	—	PAINTED GYP. BD.	1	1	1	1	↓	A	↓	
215	STORAGE	↓	A	↓	—	↓	↓	↓	↓	↓	↓	↓	↓	
216	COORDINATOR (STUDENT SERV.)	↓	↓	↓	—	↓	↓	↓	↓	↓	↓	↓	↓	
217	OPEN OFFICE	↓	↓	↓	—	↓	↓	↓	↓	↓	↓	↓	↓	
218	OPEN OFFICE	↓	↓	↓	—	↓	↓	↓	↓	↓	↓	↓	↓	
219	RECORDS STORAGE VAULT	COMP. TILE	—	↓	—	↓	↓	↓	↓	↓	↓	↓	↓	
220	CONFERENCE ROOM	CARPET	A	↓	—	↓	↓	↓	↓	↓	↓	↓	↓	
221	CONFERENCE ROOM	CARPET	A	RUBBER	—	PAINTED GYP. BD.	1	1	1	1	ACOUSTICAL TILE	A	8'-10½"	
222	CONFERENCE ROOM	↓	↓	↓	—	↓	↓	↓	↓	↓	↓	↓	↓	
223	CONFERENCE ROOM	↓	↓	↓	—	↓	↓	↓	↓	↓	↓	↓	↓	
224	INACTIVE RECORDS STORAGE	COMP. TILE	—	↓	—	↓	↓	↓	↓	↓	↓	↓	↓	
225	COORDINATOR (FOOD SERV.)	CARPET	A	↓	—	↓	↓	↓	↓	↓	↓	↓	↓	
226	SUPERVISOR (FOOD SERV.)	↓	↓	↓	—	↓	↓	↓	↓	↓	↓	↓	↓	
227	OPEN OFFICE	↓	↓	↓	—	↓	↓	↓	↓	↓	↓	↓	↓	
228	OPEN OFFICE	↓	↓	↓	—	↓	↓	↓	↓	↓	↓	↓	↓	
229	OPEN OFFICE	↓	↓	↓	—	↓	↓	↓	↓	↓	↓	↓	↓	
230	INACTIVE RECORDS STORAGE	COMP. TILE	—	↓	—	↓	↓	↓	↓	↓	↓	↓	↓	
231	STATE AUDITORS	CARPET	A	RUBBER	—	PAINTED GYP. BD.	1	1	1	1	ACOUSTICAL TILE	A	8'-10½"	
232	RECORDS STORAGE	↓	↓	↓	—	↓	↓	↓	↓	↓	↓	↓	↓	
233	VAULT	COMP. TILE	—	↓	—	↓	↓	↓	↓	↓	↓	↓	↓	
234	INTERNAL AUDITOR	CARPET	A	↓	—	↓	↓	↓	↓	↓	↓	↓	↓	
235	LIBRARY FILES	↓	↓	↓	—	↓	↓	↓	↓	↓	↓	↓	↓	
236	BID TABULATION ROOM	↓	↓	↓	—	↓	↓	↓	↓	↓	↓	↓	↓	
237	DIRECTOR (FINANCE)	↓	↓	↓	—	↓	↓	↓	↓	↓	↓	↓	↓	
238	PLANS REVIEW ROOM	↓	↓	↓	—	↓	↓	↓	↓	↓	↓	↓	↓	
239	DIRECTOR (FACILITIES)	↓	↓	↓	—	↓	↓	↓	↓	↓	↓	↓	↓	
240	OPEN OFFICE	↓	↓	↓	—	↓	↓	↓	↓	↓	↓	↓	↓	
241	SECRETARY / RECEPTION	CARPET	A	RUBBER	—	PAINTED GYP. BD.	1	1	1	1	ACOUSTICAL TILE	A	8'-10½"	
242	ASSIST. SUP'T BUSINESS	↓	B	↓	—	PRIMED GYP. BD.	A	A	A	A	↓	A	↓	
243	STATE AUDITOR	↓	A	↓	—	PAINTED GYP. BD.	1	1	1	1	↓	A	↓	

FINISH CODE SCHEDULE

FLOORING
- A – CARPET TYPE A
- B – CARPET TYPE B W/ ACCENT B
- C – CARPET TYPE A W/ ACCENT B

WALL FINISH
- A – VINYL WALL COVERING A
- B – VINYL WALL COVERING B
- 1. LATEX PAINT
- 2. EPOXY PAINT

CEILING FINISH
- A – CEILING TILE TYPE A
- B – CEILING TILE TYPE B
- C – CEILING TILE TYPE C
- 2. PAINTED SEMI GLOSS ENAMEL

NOTE: REFER TO SPECIFICATIONS FOR MATERIAL

SECOND FLOOR DOOR SIGNAGE

Door No	Text	Door No	Text
200	Stair	217	Student Services
201	Stair	224	Inactive Records
205	Men (H. C.)	227	Payroll
206	Women (H. C.)		Finance
207	Janitor	228	Payroll
208	Administrative Storage		Finance
211	Equipment	240	Finance
212	Equipment		Purchasing
213	Conference	241	Assistant Superintendent
214	Lounge		Business

DATE 9-5-91

REVISIONS

STATE OF FLORIDA ★ NORMAN GROSS, JR. ★ 6424 ★ REGISTERED ARCHITECT

NORMAN GROSS & ASSOCIATES
architecture · planning · design
423 West Beach Drive, Panama City, Florida 32402
Post Office Box 2077 (904) 785-3456

SMITH BOZARTH FULLER
Architects & Planners, P.A.
448a Grace Avenue ..... Panama City, Florida

SHEET TITLE
PHASE III DOCUMENTS
BAY COUNTY SCHOOL BOARD
ADMINISTRATIVE OFFICE BUILDING
Panama City, Florida

DRAWN BY:
CHECKED BY:
PROJECT NUMBER 9020
DEVELOPMENT NUMBER
SHEET NO. A15

AF 50070

THIRD FLOOR ROOM FINISH SCHEDULE

ROOM NO.	ROOM NAME	FLOORING	CODE	BASE	CODE	WALL	FINISH CODE NORTH	EAST	SOUTH	WEST	CEILING	CODE	CEILING HEIGHT	REMARKS
300	STAIR	RUBBER	—	RUBBER	—	PAINTED GYP. BD.	2	2	2	2	5/8" GYP. BD.	2	VARIES	
301	STAIR	RUBBER	—	RUBBER	—	PAINTED GYP. BD.	2	2	2	2	5/8" GYP. BD.	2	VARIES	
302	ELEVATOR	CARPET	A				—	—	—	—		—		
303	LOBBY	CARPET	B	RUBBER	—	PRIMED GYP. BD.	A	A	A	A	ACOUSTICAL TILE	B	8'-10 1/2"	
304	COPY	CARPET	A	RUBBER	—	PAINTED GYP. BD.	1	1	1	1	ACOUSTICAL TILE	A	8'-10 1/2"	
305	WOMEN	CERAMIC TILE	—	CERAMIC TILE	—	CERAMIC TILE	—	—	—	—	5/8" GYP.BD.	2	8'-1 3/4"	ACCENT TILE FL & CLG
306	MEN	CERAMIC TILE	—	CERAMIC TILE	—	CERAMIC TILE	—	—	—	—	5/8" GYP. BD.	2	8'-1 3/4"	ACCENT TILE FL & CLG.
307	JANITOR	COMP. TILE	—	RUBBER	—	PAINTED GYP. BD.	1	1	1	1	5/8" GYP. BD.	2	8'-0"	
308	ADMINISTRATIVE STORAGE	CARPET	A	RUBBER	—	PAINTED GYP. BD.	↓	↓	↓	↓	ACOUSTICAL TILE	A	8' 10 1/2"	
309	VENDING	COMP. TILE	—	RUBBER	—	PAINTED GYP. BD.	↓	↓	↓	↓	↓	A	8'-0"	
310	HALL	CARPET	C	RUBBER	—	PRIMED GYP. BD.	A	A	A	A	ACOUSTICAL TILE	A	8'-0"	
311	MECH	COMP. TILE	—	RUBBER	—	PAINTED GYP. BD.	2	2	2	2	5/8" GYP. BD.	2	8'-10 1/2"	
312	MECH	COMP. TILE	—	RUBBER	—	↓	2	2	2	2	5/8" GYP. BD	2	8'-10 1/2"	
313	CONFERENCE	CARPET	B	↓	—	PRIMED GYP. BD.	B	B	B	B	ACOUSTICAL TILE	B	8'-10 1/2"	
314	REC./SEC./CLERK	CARPET	A	↓	—	PAINTED GYP. BD.	1	1	1	1	↓	A	↓	
315	ASSIST. SUPT. INSTRUCTION	↓	B	↓	—	PRIMED GYP. BD.	A	A	A	A	↓	↓	↓	
316	SUPERVISOR (P.E.)	↓	A	↓	—	PAINTED GYP. BD.	1	1	1	1	↓	↓	↓	
317	STORAGE	↓	↓	↓	—	↓	↓	↓	↓	↓	↓	↓	↓	
318	COORDINATOR (SECONDARY ED.)	↓	↓	↓	—	↓	↓	↓	↓	↓	↓	↓	↓	
319	COORDINATOR (MIDDLE ED.)	↓	↓	↓	—	↓	↓	↓	↓	↓	↓	↓	↓	
320	OPEN OFFICE	↓	↓	↓	—	↓	↓	↓	↓	↓	↓	↓	↓	
321	OPEN OFFICE	CARPET	A	RUBBER	—	PAINTED GYP. BD.	1	1	1	1	ACOUSTICAL TILE	A	8'-10 1/2"	
322	COORDINATOR (MEDIA)	↓	↓	↓	—	↓	↓	↓	↓	↓	↓	↓	↓	
323	COORDINATOR (PREP.)	↓	↓	↓	—	↓	↓	↓	↓	↓	↓	↓	↓	
324	SUPERVISOR (PRE-K)	↓	↓	↓	—	↓	↓	↓	↓	↓	↓	↓	↓	
325	STORAGE (INSTR. DEPT.)	COMP. TILE	—	↓	—	↓	↓	↓	↓	↓	↓	↓	↓	
326	COORDINATOR (ELEM. ED.)	CARPET	A	↓	—	↓	↓	↓	↓	↓	↓	↓	↓	
327	CHAPTER I	↓	↓	↓	—	↓	↓	↓	↓	↓	↓	↓	↓	
328	CLERKS (CHAPTER I)	↓	↓	↓	—	↓	↓	↓	↓	↓	↓	↓	↓	
329	DIRECTOR (VO-TECH)	↓	↓	↓	—	↓	↓	↓	↓	↓	↓	↓	↓	
330	SUPERVISOR (VO-TECH)	↓	↓	↓	—	↓	↓	↓	↓	↓	↓	↓	↓	
331	OPEN OFFICE	CARPET	A	RUBBER	—	PAINTED GYP. BD.	1	1	1	1	ACOUSTICAL TILE	A	8'-10 1/2"	
332	MULTI. SECRETARY	↓	↓	↓	—	↓	↓	↓	↓	↓	↓	↓	↓	
333	OPEN OFFICE	↓	↓	↓	—	↓	↓	↓	↓	↓	↓	↓	↓	
334	COORDINATOR (ESE)	↓	↓	↓	—	↓	↓	↓	↓	↓	↓	↓	↓	
335	CONFERENCE	↓	↓	↓	—	↓	↓	↓	↓	↓	↓	↓	↓	
336	INACTIVE RECORDS STORAGE	COMP. TILE	—	↓	—	↓	↓	↓	↓	↓	↓	↓	↓	
337	PROGRAM SPECIALIST	CARPET	A	↓	—	↓	↓	↓	↓	↓	↓	↓	↓	
338	PROGRAM SPECIALIST	↓	A	↓	—	↓	↓	↓	↓	↓	↓	↓	↓	
339	RECORDS VAULT	COMP. TILE	—	↓	—	↓	↓	↓	↓	↓	↓	↓	↓	
340	STORAGE	CARPET	A	RUBBER	—	PAINTED GYP. BD.	↓	↓	↓	↓	ACOUSTICAL TILE	↓	8'-10 1/2"	
341	PROFESSIONAL LIBRARY	CARPET	A	RUBBER	—	PAINTED GYP. BD.	1	1	1	1	ACOUSTICAL TILE	A	8'-10 1/2"	
342	TOILET	CERAMIC TILE	—	CERAMIC TILE	—	CERAMIC TILE	—	—	—	—	5/8" GYPSUM BD.	2	8'-1 3/4"	
343	SUPERINTENDENT	CARPET	B	RUBBER	—	PRIMED GYP. BD.	B	B	B	B	ACOUSTICAL TILE	B	8'-10 1/2"	
344	STORAGE	↓	A	↓	—	PAINTED GYP. BD.	1	1	1	1	↓	A	↓	
345	RECEPTION/SEC/CLERK	↓	A	↓	—	↓	1	1	1	1	↓	A	↓	

FINISH CODE SCHEDULE

FLOORING
- A – CARPET TYPE A
- B – CARPET TYPE B W/ ACCENT B
- C – CARPET TYPE A W/ ACCENT B

WALL FINISH
- A – VINYL WALL COVERING A
- B – VINYL WALL COVERING B
- 1. LATEX PAINT
- 2. EPOXY PAINT

CEILING FINISH
- A – CEILING TILE TYPE A
- B – CEILING TILE TYPE B
- C – CEILING TILE TYPE C
- 2. PAINTED SEMI GLOSS ENAMEL

NOTE: REFER TO SPECIFICATIONS FOR MATERIAL

THIRD FLOOR DOOR SIGNAGE

Door No	Text	Door No	Text
300	Stair	320	Middle & Secondary Education
301	Stair	321	Elementary Education
305	Men (H. C.)	321a	Vocational Education
306	Women (H. C.)	325	Storage
307	Janitor	331	Exceptional Student Education
308	Administrative Storage	332	Exceptional Student Education
311	Equipment	336	Inactive Records
312	Equipment	345	Superintendent
313	Conference		
314	Assistant Superintendent Instruction		

FOURTH FLOOR ROOM FINISH SCHEDULE

ROOM NO.	ROOM NAME	FLOORING	CODE	BASE	CODE	WALL	FINISH CODE NORTH	EAST	SOUTH	WEST	CEILING	CODE	CEILING HEIGHT	REMARKS
400	STAIR	RUBBER		RUBBER		PAINTED GYP. BD.	2	2	2	2	5/8" GYP. BD.	2	VARIES	
401	STAIR	RUBBER		RUBBER		PAINTED GYP. BD.	2	2	2	2	5/8" GYP. BD.	2	VARIES	
402	ELEVATOR	CARPET	A	—		—					—		—	
403	LOBBY	CONCRETE		NO BASE		PRIMED GYP. BD.	—	—	—	—	ACOUSTICAL TILE	A	8'-10 1/2"	
404	COPY	↓		↓		↓	—	—	—	—	↓	A	8'-10 1/2"	
405	WOMEN	↓		↓		↓	—	—	—	—	5/8" GYP. BD	2	8'-1 3/4"	
406	MEN	↓		↓		↓	—	—	—	—	5/8" GYP. BD	2	8'-1 3/4"	
407	JANITOR	↓		↓		↓	—	—	—	—	5/8" GYP. BD.	2	8'-0"	
408	ADMINISTRATIVE STORAGE	↓		↓		↓	—	—	—	—	ACOUSTICAL TILE	A	8'-10 1/2"	
409	VENDING	↓		↓		↓	—	—	—	—	ACOUSTICAL TILE	A	8'-0"	
410	FUTURE EXPANSION	↓		↓		↓	—	—	—	—	NONE	—	—	
411	MECH	COMP. TILE		RUBBER		PAINTED GYP. BD	2	2	2	2	5/8" GYP. BD.	2	8'-10 1/2"	
412	MECH	COMP. TILE		RUBBER		PAINTED GYP. BD.	2	2	2	2	5/8" GYP. BD	2	8'-10 1/2"	

FOURTH FLOOR DOOR SIGNAGE

Door No	Text	Door No	Text
400	Stair		
401	Stair		
405	Men (H. C.)		
406	Women (H. C.)		
407	Janitor		
408	Administrative Storage		
411	Equipment		
412	Equipment		
413	Equipment		

DATE 9-5-91

REVISIONS

STATE OF FLORIDA NORMAN GROSS, JR. No. 4424 REGISTERED ARCHITECT

NORMAN GROSS & ASSOCIATES
architecture · planning · design
429 West Beach Drive, Panama City, Florida 32402
Post Office Box 2207 (904) 785-3406

SMITH BOZARTH FULLER
Architects & Planners, P.A.
448a Grace Avenue ..... Panama City, Florida

SHEET TITLE
PHASE III DOCUMENTS
BAY COUNTY SCHOOL BOARD
ADMINISTRATIVE OFFICE BUILDING
Panama City, Florida

DRAWN BY:
CHECKED BY:
PROJECT NUMBER 9020
DEVELOPMENT NUMBER
SHEET NO: A16

AF 50070

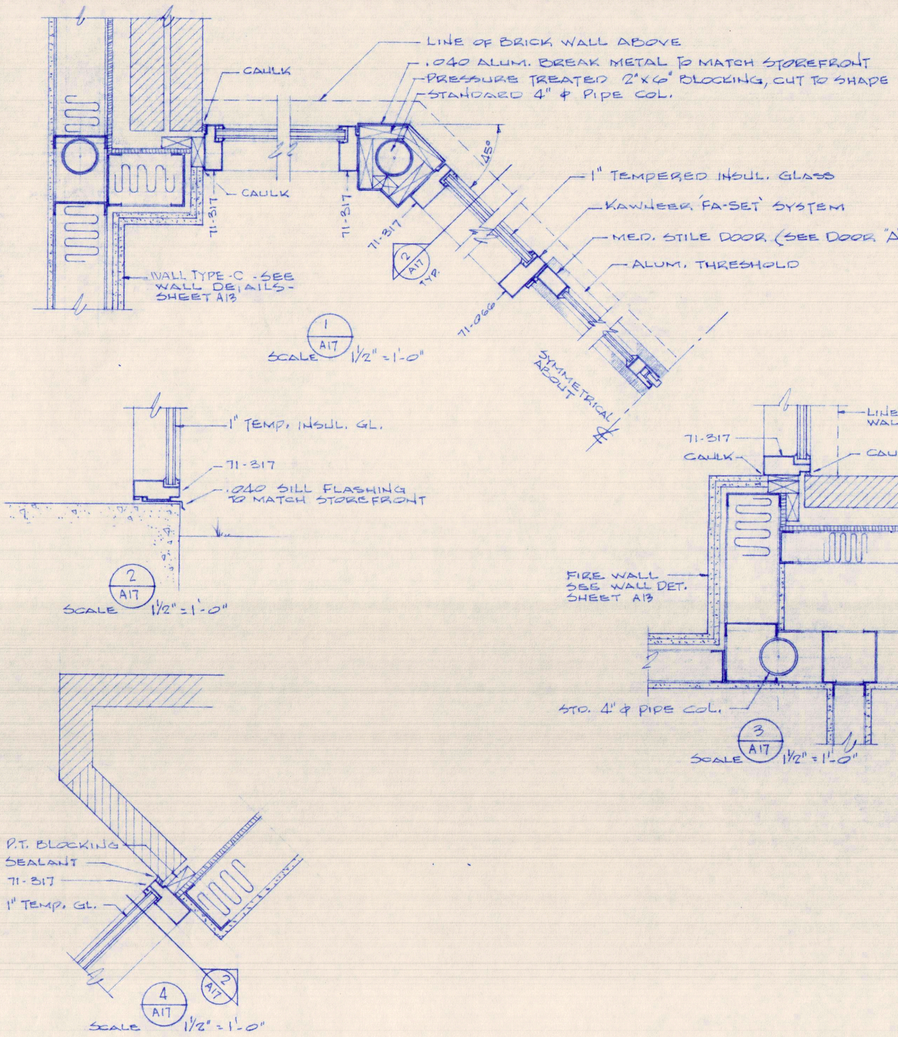

FIRST FLOOR DOOR SCHEDULE

NUMBER	TYPE	WIDTH	HEIGHT	THICK	FINISH	ASSM.	RATING	HEAD	JAMB	REMARKS
100	W1	3-0	7-0	1.75	STAIN	SINGLE	B LABEL	E	E	
101	W1	3-0	7-0	1.75	STAIN	SINGLE	B LABEL	E	E	
104	W	3-0	7-0	1.75	STAIN	PAIR	20 MIN.	K	K	
105	W2	3-0	7-0	1.75	STAIN	SINGLE	20 MIN.	A	A1	
106	W	3-0	7-0	1.75	STAIN	SINGLE	20 MIN.	C	C	
106A	W	3-0	7-0	1.75	STAIN	SINGLE	20 MIN	C	C	
107	W2	3-0	7-0	1.75	STAIN	SINGLE	20 MIN.	A	A1	
108	W2	3-0	7-0	1.75	STAIN	SINGLE	20 MIN.	A	A1	
109	W2	3-0	7-0	1.75	STAIN	SINGLE	20 MIN.	A	A1	
110	W2	3-0	7-0	1.75	STAIN	SINGLE	20 MIN.	A	A1	
112	W	3-0	7-0	1.75	STAIN	SINGLE	B LABEL	B	B	
113	W	3-0	7-0	1.75	STAIN	SINGLE	20 MIN.	C	C	
113A	W	3-0	7-0	1.75	STAIN	SINGLE	B LABEL	B	B	
114	W	2-8	7-0	1.75	STAIN	SINGLE	20 MIN	C	C	
115	W	2-10	7-0	1.75	STAIN	SINGLE	20 MIN.	A	A	
115A	W	2-10	7-0	1.75	STAIN	SINGLE	B LABEL	B	B	
116	W	2-10	7-0	1.75	STAIN	SINGLE	20 MIN.	A	A	
116A	W	2-10	7-0	1.75	STAIN	SINGLE	B LABEL	B	B	
117	W	2-8	7-0	1.75	STAIN	SINGLE	20 MIN.	A	A	
119	W	3-0	7-0	1.75	STAIN	SINGLE	20 MIN.	A	A	
121	W	3-0	7-0	1.75	STAIN	SINGLE	20 MIN.	A	A	
121A	W	3-0	7-0	1.75	STAIN	SINGLE	B LABEL	B	B	
122	W	3-0	7-0	1.75	STAIN	SINGLE	20 MIN	A	A	
122A	W	3-0	7-0	1.75	STAIN	SINGLE	20 MIN.	A	A	
123	A	3-0	7-0	1.75	N/A	PAIR	NONE	F	F	
124	A	3-0	7-0	1.75	N/A	PAIR	NONE	F	F	
125	W	3-0	7-0	1.75	STAIN	SINGLE	B LABEL	B	B	
126	W	3-0	7-0	1.75	STAIN	SINGLE	20 MIN.	A	A	
127	W	3-0	7-0	1.75	STAIN	SINGLE	20 MIN.	A	A	
128	W	3-0	7-0	1.75	STAIN	SINGLE	B LABEL	B	B	
129	W	3-0	7-0	1.75	STAIN	PAIR	B LABEL	B	B	
129A	W	3-0	7-0	1.75	STAIN	SINGLE	20 MIN.	I	I	
129B	FP	29-6	9-0	3.0	N/A	SPEC	N/A	H	H	
130	W	3-0	7-0	1.75	STAIN	SINGLE	C LABEL	B	B	
132	W	3-0	7-0	1.75	STAIN	SINGLE	20 MIN.	A	A	
133	W	3-0	7-0	1.75	STAIN	SINGLE	B LABEL	B	B	
133A	W	3-0	7-0	1.75	STAIN	SINGLE	20 MIN.	I	I	
133B	W	3-0	7-0	1.75	STAIN	SINGLE	B LABEL	B	B	
133C	W	3-0	7-0	1.75	STAIN	SINGLE	B LABEL	B	B	
133D	FP	27-6	9-0	3.0	N/A	SPEC.	N/A	H	H	
134	W	3-0	7-0	1.75	STAIN	SINGLE	20 MIN.	A	A	
135	M1	3-0	7-0	1.75	PAINT	SINGLE	N/A	I	I	3
136	M	3-0	7-0	1.75	PAINT	SINGLE	N/A	I	I	
137	W	3-0	7-0	1.75	STAIN	SINGLE	C LABEL	B	B	
138	M	3-0	7-0	1.75	PAINT	SINGLE	B LABEL	B	B	
139	W	3-0	7-0	1.75	STAIN	SINGLE	20 MIN.	A	A	
140	W	3-0	7-0	1.75	STAIN	SINGLE	20 MIN.	A	A	
141	W2	3-0	7-0	1.75	STAIN	SINGLE	20 MIN.	A	A1	
142	W2	3-0	7-0	1.75	STAIN	SINGLE	20 MIN.	A	A1	
143	W	3-0	7-0	1.75	STAIN	SINGLE	B LABEL	B	B	
144	W2	3-0	7-0	1.75	STAIN	SINGLE	20 MIN.	A	A1	
145	W2	3-0	7-0	1.75	STAIN	SINGLE	20 MIN.	A	A1	
146	W	3-0	7-0	1.75	STAIN	SINGLE	B LABEL	B	B	
147	W2	3-0	7-0	1.75	STAIN	SINGLE	20 MIN	C	A1	1
148	W	3-0	7-0	1.75	STAIN	SINGLE	C LABEL	B	B	
149	W2	3-0	7-0	1.75	STAIN	SINGLE	20 MIN.	A	A1	
150	W2	3-0	7-0	1.75	STAIN	SINGLE	20 MIN.	A	A1	
151	W2	3-0	7-0	1.75	STAIN	SINGLE	20 MIN.	A	A1	
152	W2	3-0	7-0	1.75	STAIN	SINGLE	20 MIN.	A	A1	
153	W2	3-0	7-0	1.75	STAIN	SINGLE	20 MIN.	C	A1	1
154	W	3-0	7-0	1.75	STAIN	SINGLE	20 MIN.	A	A	
154A	W	3-0	7-0	1.75	STAIN	SINGLE	20 MIN.	A	A	
155	W	3-0	7-0	1.75	STAIN	SINGLE	20 MIN.	C	C	
156	W2	3-0	7-0	1.75	STAIN	SINGLE	20 MIN.	C	A1	1
157	W	3-0	7-0	1.75	STAIN	SINGLE	B LABEL	B	B	
158	W	3-6	7-0	1.75	STAIN	SINGLE	B LABEL	B	B	
158A	M	3-6	7-0	1.75	PAINT	SINGLE	N/A	I	I	
159	A	3-0	7-0	1.75	N/A	SINGLE	N/A	G	G	
159A	W3	3-0	7-0	1.75	STAIN	PAIR	C LABEL	D	D	
160	W	3-0	7-0	1.75	STAIN	PAIR	B LABEL	B	B	
161	W	3-0	7-0	1.75	STAIN	SINGLE	20 MIN.	A	L	
162	M	3-0	7-0	1.75	PAINT	SINGLE	B LABEL	B	B	

SECOND FLOOR DOOR SCHEDULE

NUMBER	TYPE	WIDTH	HEIGHT	THICK	FINISH	ASSM.	RATING	HEAD	JAMB	REMARKS
200	W1	3-0	7-0	1.75	STAIN	SINGLE	B LABEL	E	E	
201	W1	3-0	7-0	1.75	STAIN	SINGLE	B LABEL	E	E	
203	W	3-0	7-0	1.75	STAIN	PAIR	C LABEL	A	A	
203A	W	3-0	7-0	1.75	STAIN	PAIR	C LABEL	A	A	
205	W	2-10	7-0	1.75	STAIN	SINGLE	20 MIN.	A	A	
206	W	2-10	7-0	1.75	STAIN	SINGLE	20 MIN.	A	A	
207	W	2-8	7-0	1.75	STAIN	SINGLE	20 MIN.	A	A	
208	W	3-0	7-0	1.75	STAIN	SINGLE	20 MIN.	A	A	
210	W3	3-0	7-0	1.75	STAIN	PAIR	C LABEL	D	D	
210A	W3	3-0	7-0	1.75	STAIN	PAIR	C LABEL	D	D	
211	W	3-0	7-0	1.75	STAIN	SINGLE	C LABEL	B	B	
212	W	3-0	7-0	1.75	STAIN	SINGLE	C LABEL	B	B	
213	W2	3-0	7-0	1.75	STAIN	SINGLE	20 MIN.	C	A1	1
214	W2	3-0	7-0	1.75	STAIN	SINGLE	20 MIN.	A	A1	
215	W	3-0	7-0	1.75	STAIN	SINGLE	20 MIN.	A	A	
216	W2	3-0	7-0	1.75	STAIN	SINGLE	20 MIN.	A	A1	
217	W2	3-0	7-0	1.75	STAIN	SINGLE	20 MIN.	A	A1	
218	W2	3-0	7-0	1.75	STAIN	SINGLE	20 MIN.	A	A1	
218A	W2	3-0	7-0	1.75	STAIN	SINGLE	20 MIN.	A	A1	
219	W	3-0	7-0	1.75	STAIN	SINGLE	C LABEL	A	A	
220	W2	3-0	7-0	1.75	STAIN	SINGLE	20 MIN.	A	A1	
221	W2	3-0	7-0	1.75	STAIN	SINGLE	20 MIN.	A	A1	
222	W2	3-0	7-0	1.75	STAIN	SINGLE	20 MIN.	A	A1	
223	W2	3-0	7-0	1.75	STAIN	SINGLE	20 MIN.	A	A1	
224	W	3-0	7-0	1.75	STAIN	SINGLE	C LABEL	A	A	
225	W2	3-0	7-0	1.75	STAIN	SINGLE	20 MIN.	A	A1	
226	W2	3-0	7-0	1.75	STAIN	SINGLE	20 MIN.	A	A1	
227	W2	3-0	7-0	1.75	STAIN	SINGLE	20 MIN.	A	A1	2
228	W2	3-0	7-0	1.75	STAIN	SINGLE	20 MIN.	A	A1	
230	W	3-0	7-0	1.75	STAIN	SINGLE	C LABEL	A	A	
231	W2	3-0	7-0	1.75	STAIN	SINGLE	20 MIN.	A	A1	
232	W	3-0	7-0	1.75	STAIN	SINGLE	20 MIN.	A	A	
233	W	3-0	7-0	1.75	STAIN	SINGLE	B LABEL	B	B	
234	W2	3-0	7-0	1.75	STAIN	SINGLE	20 MIN.	A	A1	
235	W	3-0	7-0	1.75	STAIN	SINGLE	20 MIN.	A	A	
236	W2	3-0	7-0	1.75	STAIN	SINGLE	20 MIN.	A	A1	
237	W2	3-0	7-0	1.75	STAIN	SINGLE	20 MIN.	A	A1	
238	W2	3-0	7-0	1.75	STAIN	SINGLE	20 MIN.	A	A1	
239	W2	3-0	7-0	1.75	STAIN	SINGLE	20 MIN.	A	A1	
240	W2	3-0	7-0	1.75	STAIN	SINGLE	20 MIN.	A	A1	
241	W2	3-0	7-0	1.75	STAIN	SINGLE	20 MIN.	A	A1	
242	W	3-0	7-0	1.75	STAIN	SINGLE	20 MIN.	C	C	
243	W2	3-0	7-0	1.75	STAIN	SINGLE	20 MIN.	A	A1	

CASED OPENING SCHEDULE

NUMBER	WIDTH	HEIGHT	HEAD	JAMB
118	3-6	7-0	A	A
120	6-0	7-0	A	A
204	3-6	7-0	A	A
209	3-6	7-0	A	A
304	3-6	7-0	A	A
309	3-6	7-0	A	A
404	3-6	7-0	A	A
409	3-6	7-0	A	A

Note: Omit door from Head and Jamb Detail A

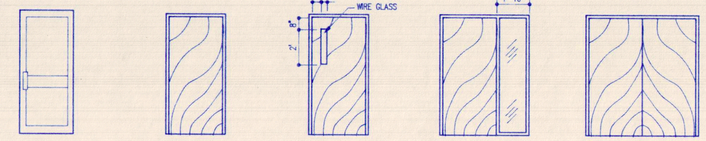

A — MEDIUM STYLE BRONZE ANOD. ALUM. DOOR - KAWNEER 350 PANELINE W/ PANIC GUARD ASTRAGAL W/ 5/8" TEMP. GLASS W/ STYLE 'Y' PULL AND KAWNEER SAM II CLOSER REFER TO ELEVATIONS FOR FRAMES

W — FLUSH PANEL SOLID CORE RED OAK DOOR IN METAL FRAME

W1 — FLUSH PANEL SOLID CORE RED OAK DOOR IN METAL FRAME

W2 — FLUSH PANEL SOLID CORE RED OAK DOOR IN METAL FRAME W/ TEMPERED GLASS SIDELIGHT

W3 — FLUSH PANEL SOLID CORE RED OAK DOOR IN METAL FRAME SMOKE DOORS

DOOR ELEVATIONS

SC: 1/4"=1'-0"

NOTES
ALL GLASS IN ALL DOORS AND ADJACENT SIDELIGHTS SHALL BE TEMPERED - UNLESS NOTED OTHERWISE

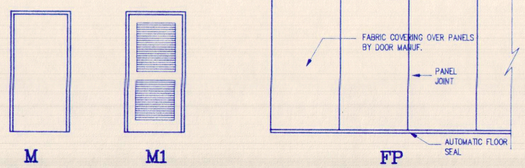

M — INSULATED STEEL DOOR PROVIDE STEEL FRAME

M1 — INSULATED STEEL DOOR PROVIDE STEEL FRAME FULL LOUVERED

FP — FOLDING WALL PANELS W/ WALL COVERING FACE

NOTE:
Refer to Sheet A13 for HEAD and JAMB Details

THIRD FLOOR DOOR SCHEDULE

NUMBER	TYPE	WIDTH	HEIGHT	THICK	FINISH	ASSM.	RATING	HEAD	JAMB	REMARKS
300	W1	3-0	7-0	1.75	STAIN	SINGLE	B LABEL	E	E	
301	W1	3-0	7-0	1.75	STAIN	SINGLE	B LABEL	E	E	
303	W	3-0	7-0	1.75	STAIN	PAIR	C LABEL	A	A	
303A	W	3-0	7-0	1.75	STAIN	PAIR	C LABEL	A	A	
305	W	2-10	7-0	1.75	STAIN	SINGLE	20 MIN.	A	A	
306	W	2-10	7-0	1.75	STAIN	SINGLE	20 MIN.	A	A	
307	W	3-0	7-0	1.75	STAIN	SINGLE	20 MIN	A	A	
308	W	3-0	7-0	1.75	STAIN	SINGLE	20 MIN	A	A	
310	W3	3-0	7-0	1.75	STAIN	PAIR	C LABEL	D	D	
310A	W3	3-0	7-0	1.75	STAIN	PAIR	C LABEL	D	D	
311	W	3-0	7-0	1.75	STAIN	SINGLE	C LABEL	B	B	
312	W	3-0	7-0	1.75	STAIN	SINGLE	C LABEL	B	B	
313	W2	3-0	7-0	1.75	STAIN	SINGLE	20 MIN.	C	A1	1
314	W2	3-0	7-0	1.75	STAIN	SINGLE	20 MIN.	A	A1	
314A	W2	3-0	7-0	1.75	STAIN	SINGLE	20 MIN.	A	A1	
315	W	3-0	7-0	1.75	STAIN	SINGLE	20 MIN.	A	A	
316	W2	3-0	7-0	1.75	STAIN	SINGLE	20 MIN.	A	A1	
317	W	3-0	7-0	1.75	STAIN	SINGLE	20 MIN.	A	A	
318	W2	3-0	7-0	1.75	STAIN	SINGLE	20 MIN.	A	A1	
319	W2	3-0	7-0	1.75	STAIN	SINGLE	20 MIN.	A	A1	
320	W2	3-0	7-0	1.75	STAIN	SINGLE	20 MIN.	A	A1	
321	W2	3-0	7-0	1.75	STAIN	SINGLE	20 MIN.	A	A1	2
321A	W2	3-0	7-0	1.75	STAIN	SINGLE	20 MIN.	A	A1	2
322	W2	3-0	7-0	1.75	STAIN	SINGLE	20 MIN.	A	A1	
323	W2	3-0	7-0	1.75	STAIN	SINGLE	20 MIN.	A	A1	
324	W2	3-0	7-0	1.75	STAIN	SINGLE	20 MIN.	A	A1	
325	W	3-0	7-0	1.75	STAIN	SINGLE	20 MIN.	A	A	
326	W2	3-0	7-0	1.75	STAIN	SINGLE	20 MIN.	A	A1	
327	W2	3-0	7-0	1.75	STAIN	SINGLE	20 MIN.	A	A1	
328	W2	3-0	7-0	1.75	STAIN	SINGLE	20 MIN.	A	A1	
329	W2	3-0	7-0	1.75	STAIN	SINGLE	20 MIN.	A	A1	
330	W2	3-0	7-0	1.75	STAIN	SINGLE	20 MIN.	A	A1	
331	W2	3-0	7-0	1.75	STAIN	SINGLE	20 MIN.	A	A1	
332	W2	3-0	7-0	1.75	STAIN	SINGLE	20 MIN.	A	A1	
333	W	3-0	7-0	1.75	STAIN	SINGLE	20 MIN.	A	A	
334	W2	3-0	7-0	1.75	STAIN	SINGLE	20 MIN.	A	A1	
335	W2	3-0	7-0	1.75	STAIN	SINGLE	20 MIN.	A	A1	
336	W	3-0	7-0	1.75	STAIN	SINGLE	C LABEL	A	A	
337	W2	3-0	7-0	1.75	STAIN	SINGLE	20 MIN.	A	A1	
338	W2	3-0	7-0	1.75	STAIN	SINGLE	20 MIN.	A	A1	
339	W	3-0	7-0	1.75	STAIN	SINGLE	B LABEL	B	B	
340	W	3-0	7-0	1.75	STAIN	SINGLE	20 MIN.	A	A	
341	W2	3-0	7-0	1.75	STAIN	SINGLE	20 MIN.	A	A1	
342	W	3-0	7-0	1.75	STAIN	SINGLE	20 MIN.	C	C	
343	W	3-0	7-0	1.75	STAIN	SINGLE	20 MIN.	C	C	
343A	W	3-0	7-0	1.75	STAIN	SINGLE	20 MIN.	C	C	
344	W	3-0	7-0	1.75	STAIN	SINGLE	20 MIN.	A	A	
345	W2	3-0	7-0	1.75	STAIN	SINGLE	20 MIN.	A	A1	
346	W	3-0	7-0	1.75	STAIN	SINGLE	C LABEL	A	A	

FOURTH FLOOR DOOR SCHEDULE

NUMBER	TYPE	WIDTH	HEIGHT	THICK	FINISH	ASSM.	RATING	HEAD	JAMB	REMARKS
400	W1	3-0	7-0	1.75	STAIN	SINGLE	B LABEL	E	E	
401	W1	3-0	7-0	1.75	STAIN	SINGLE	B LABEL	E	E	
403	W	3-0	7-0	1.75	STAIN	PAIR	C LABEL	A	A	
403A	W	3-0	7-0	1.75	STAIN	PAIR	C LABEL	A	A	
405	W	2-10	7-0	1.75	STAIN	SINGLE	20 MIN.	A	A	
406	W	2-10	7-0	1.75	STAIN	SINGLE	20 MIN.	A	A	
407	W	2-8	7-0	1.75	STAIN	SINGLE	20 MIN.	A	A	
408	W	3-0	7-0	1.75	STAIN	SINGLE	20 MIN.	A	A	
410	W3	3-0	7-0	1.75	STAIN	PAIR	C LABEL	D	D	
410A	W3	3-0	7-0	1.75	STAIN	PAIR	C LABEL	D	D	
411	W	3-0	7-0	1.75	STAIN	SINGLE	C LABEL	B	B	
412	W	3-0	7-0	1.75	STAIN	SINGLE	C LABEL	B	B	
413	W	3-0	7-0	1.75	STAIN	SINGLE	B LABEL	B	B	

REMARKS
1) SOUND INSULATION AT WALLS SIMILAR TO DETAIL C
2) SIDELIGHT TO BE 12" WIDE IN LIEU OF 1'-10" SHOWN
3) W/ FIXED LOUVER

DATE
9-5-91

REVISIONS

STATE OF FLORIDA ★ NORMAN GROSS, JR. ★ 6424 ★ REGISTERED ARCHITECT

NORMAN GROSS & ASSOCIATES
architecture · planning · design
429 West Beach Drive
Panama City, Florida 32402
Post Office Box 2207
(904) 785-3406

SMITH BOZARTH FULLER
Architects & Planners, P.A.
442a Grace Avenue . . . . . Panama City, Florida

SHEET TITLE
PHASE III DOCUMENTS
BAY COUNTY SCHOOL BOARD
ADMINISTRATIVE OFFICE BUILDING
Panama City, Florida

DRAWN BY:
CHECKED BY:

PROJECT NUMBER
9020

DEVELOPMENT NUMBER

SHEET NO.
A17

AF 50070

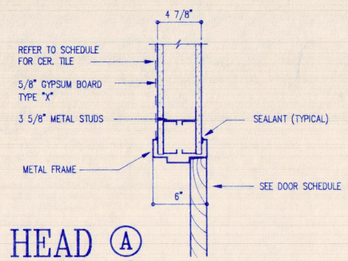

HEAD (A)
SC: 1 1/2"=1'-0"

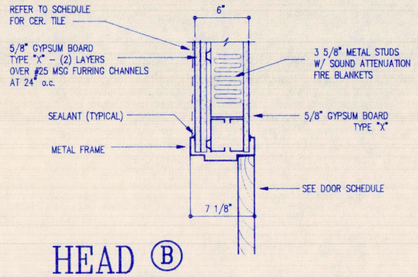

HEAD (B)
SC: 1 1/2"=1'-0"

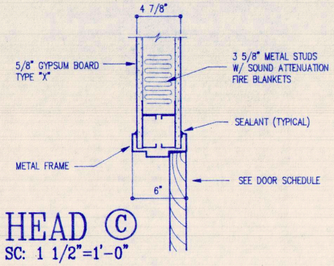

HEAD (C)
SC: 1 1/2"=1'-0"

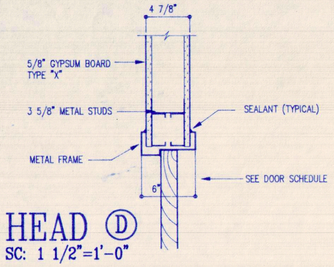

HEAD (D)
SC: 1 1/2"=1'-0"

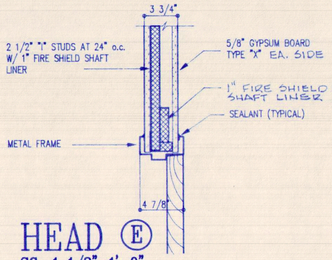

HEAD (E)
SC: 1 1/2"=1'-0"

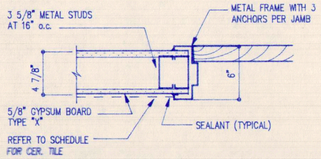

JAMB (A)
SC: 1 1/2"=1'-0"

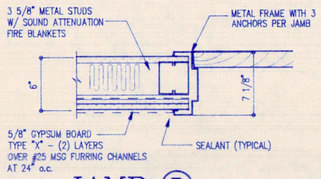

JAMB (B)
SC: 1 1/2"=1'-0"

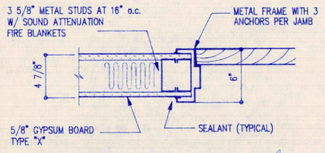

JAMB (C)
SC: 1 1/2"=1'-0"

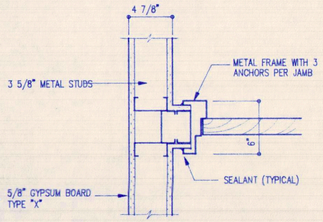

JAMB (D)
SC: 1 1/2"=1'-0"

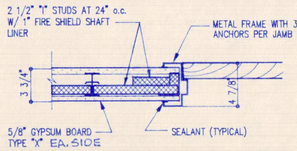

JAMB (E)
SC: 1 1/2"=1'-0"

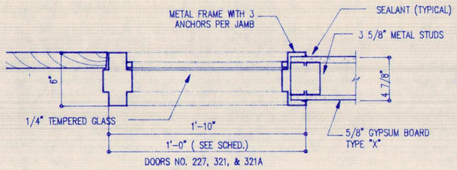

JAMB (A1)
SC: 1 1/2"=1'-0"

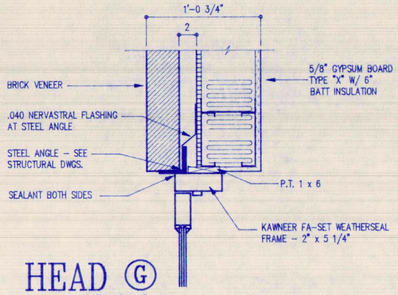

HEAD (G)
SC: 1 1/2"=1'-0"

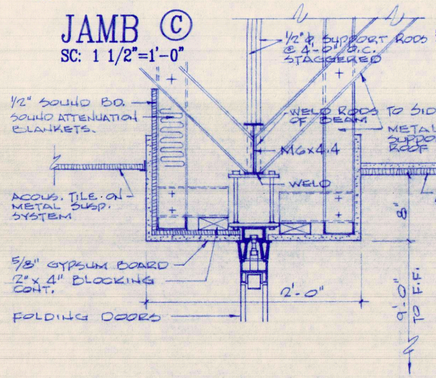

HEAD (H)
SC: 1 1/2"=1'-0"

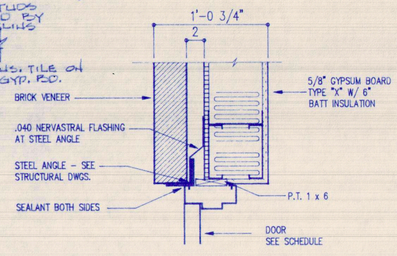

HEAD (I)
SC: 1 1/2"=1'-0"

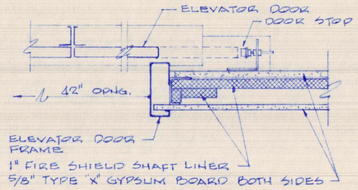

JAMB (J)
SC. 1 1/2" = 1'-0

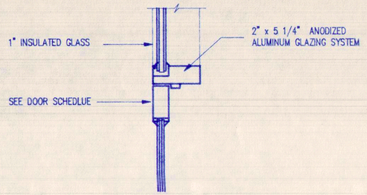

HEAD (F)
SC: 1 1/2"=1'-0"

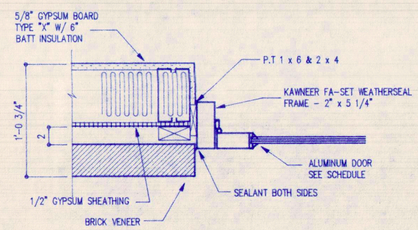

JAMB (G)
SC: 1 1/2"=1'-0"

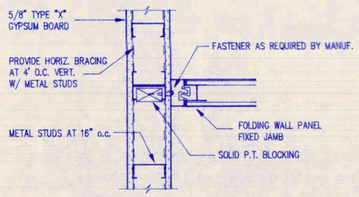

JAMB (H)
SC: 1 1/2"=1'-0"

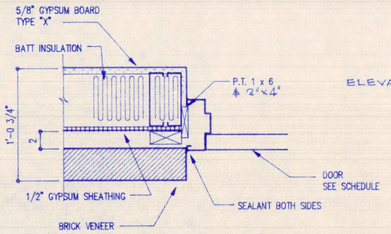

JAMB (I)
SC: 1 1/2"=1'-0"

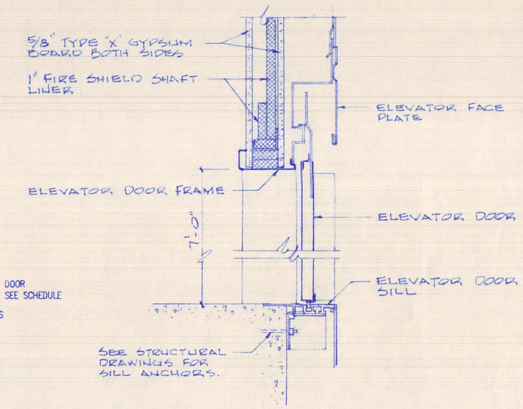

HEAD & SILL (J)
SC. 1 1/2" = 1'-0

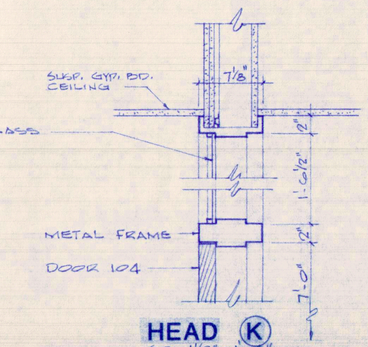

HEAD (K)
SC. 1 1/2" = 1'-0"

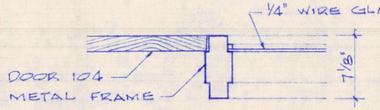

JAMB (K)
SC. 1 1/2" = 1'-0"

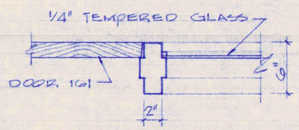

JAMB (L)
SC. 1 1/2" = 1'-0"

DATE
9-5-91

REVISIONS

STATE OF FLORIDA
STEVE HALL GROSS, JR.
STEVE HAMILTON
6424
REGISTERED ARCHITECT

NORMAN GROSS & ASSOCIATES
architecture · planning · design
423 Reef Beach Drive
Panama City, Florida 32402
Post Office Box 52007
(904) 785-3406

SMITH BOZARTH FULLER Architects & Planners, P.A.
442a Grace Avenue ..... Panama City, Florida

SHEET TITLE
PHASE III DOCUMENTS
BAY COUNTY SCHOOL BOARD
ADMINISTRATIVE OFFICE BUILDING
Panama City, Florida

DRAWN BY:
CHECKED BY:

PROJECT NUMBER
9020

DEVELOPMENT NUMBER

SHEET NO.
A18

AF 50070

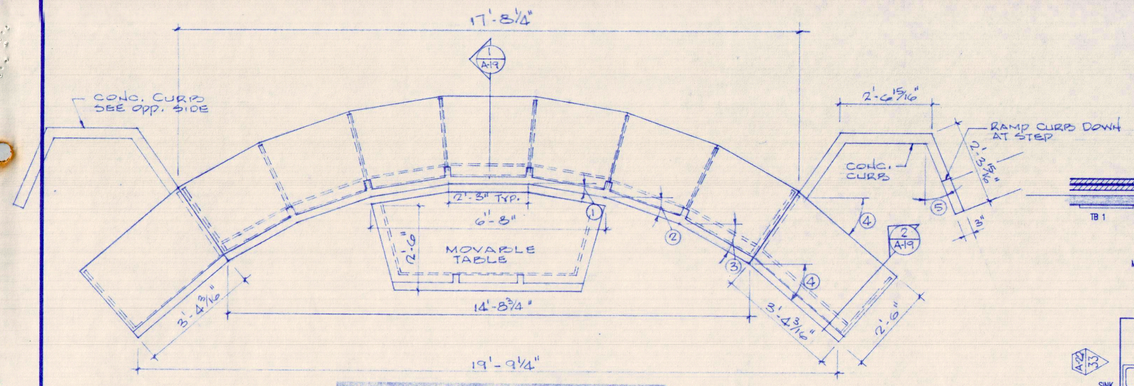

PLAN OF BOARD TABLE

SCALE 1/2" = 1'-0"

1. 11° 34' 34"
2. 20° 36' 36"
3. 30° 56' 14"
4. 41° 15' 52"
5. 22° 30' 0"

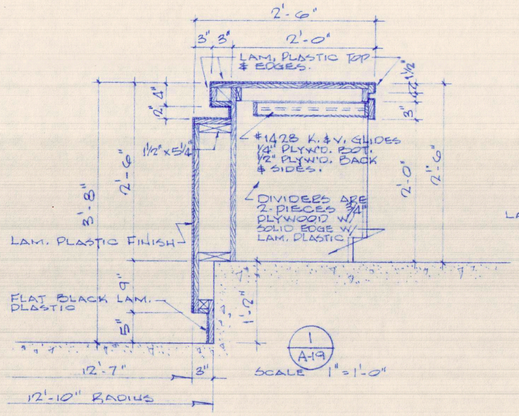

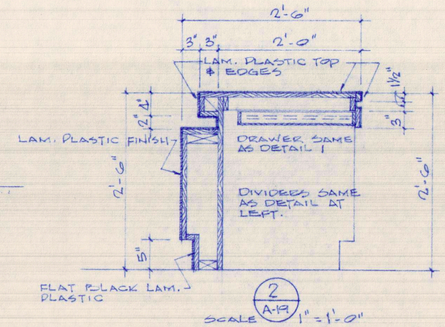

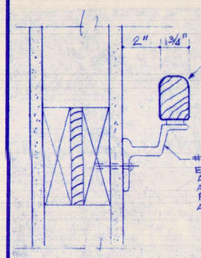

BOARD ROOM RAMP HANDRAIL DETAIL

SCALE: 3" = 1'-0"

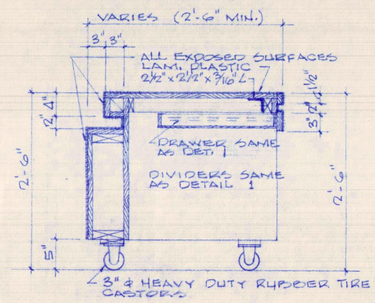



ELEVATION OF MOVABLE TABLE

SCALE: 1/2" = 1'-0"

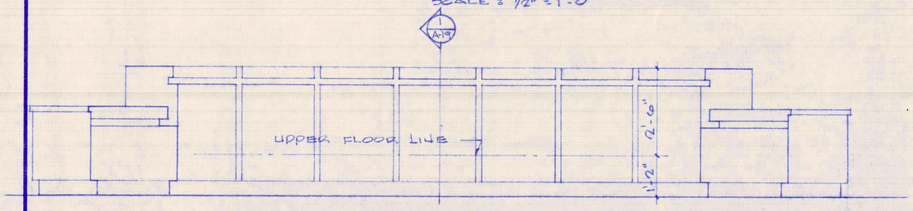

ELEVATION OF BOARD TABLE

SCALE: 1/2" = 1'-0"

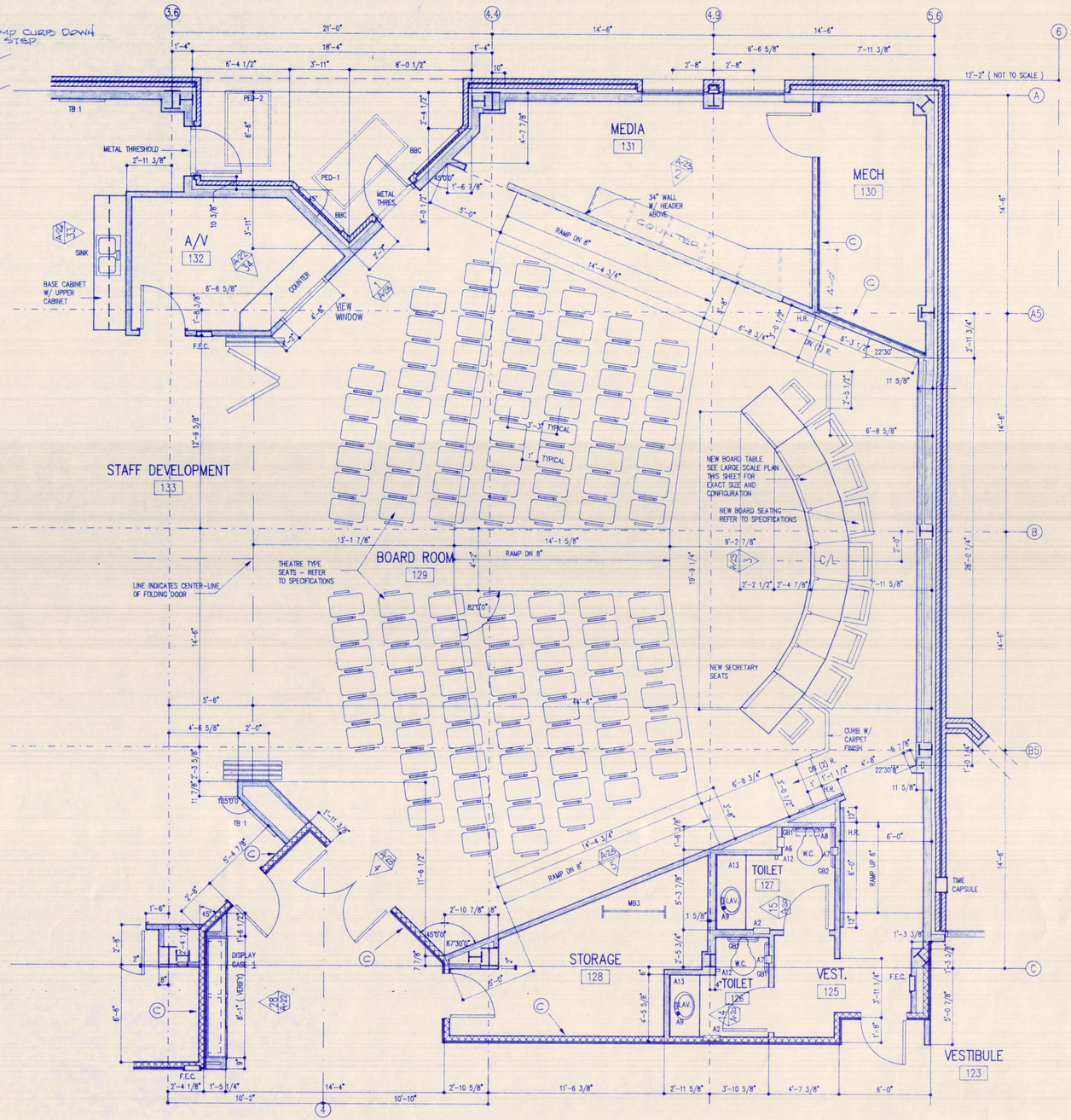

LARGE SCALE PLAN BOARD ROOM

SC: 1/4" = 1'-0"

A / A-19

DATE 9-5-91

REVISIONS

STATE OF FLORIDA NORMAN GROSS, JR. 6424 REGISTERED ARCHITECT

NORMAN GROSS & ASSOCIATES
architecture · planning · design
423 West Beach Drive, Panama City, Florida 32401
Post Office Box 2207
(904) 785-3408

SMITH BOZARTH FULLER Architects & Planners, P.A.
442a Grace Avenue ..... Panama City, Florida

SHEET TITLE
PHASE III DOCUMENTS
BAY COUNTY SCHOOL BOARD
ADMINISTRATIVE OFFICE BUILDING
Panama City, Florida

DRAWN BY:
CHECKED BY:

PROJECT NUMBER 9020

DEVELOPMENT NUMBER

SHEET NO. A19

AP 50070

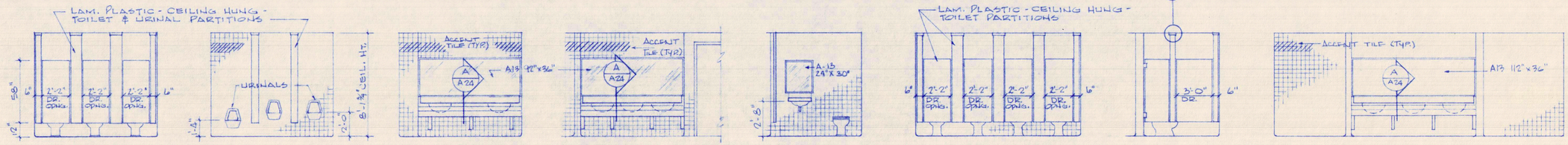

SCALE 1/4" = 1'-0"

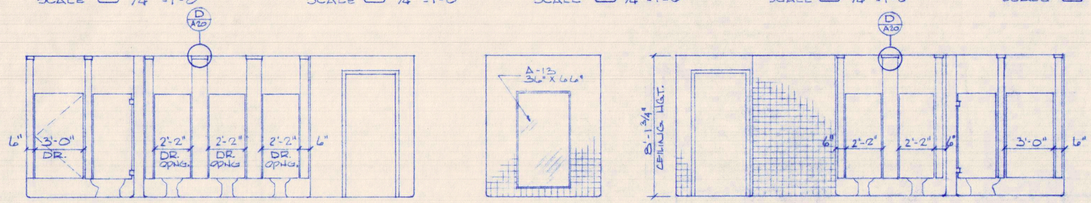

SCALE 1/4" = 1'-0"

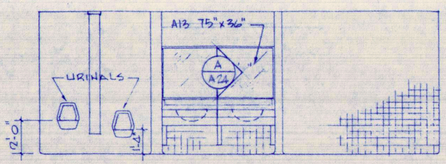

SCALE 1/4" = 1'-0"

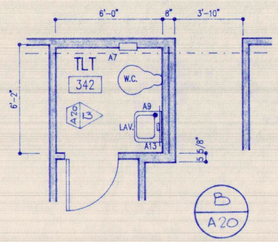

THIRD FLOOR PRIVATE TOILET

1/4"=1'-0"

ACCESSORIES LEGEND		
MARK	DESCRIPTION	MOUNTING HEIGHT
A1	TOWEL DISPENSER/WASTE (LARGE)	59 3/4" TOP
A2	TOWEL DISPENSER/WASTE (SMALL)	50" TOP
A3	NAPKIN VENDOR	59 3/4" TOP
A4	TISSUE DISPENSER (DOUBLE)	59" TOP
A5	TISSUE DISPENSER (SINGLE)	45" TOP 39 1/4" ℄ TO BACKWALL
A6	NAPKIN DISPENSER	33" TOP
A7	TISSUE DISPENSER	36" TOP
A8	SHELF (18")	40" TOP
A9	SOAP DISPENSER	IN LAV.
A10	MOP RACK	64" TOP
A11	SHELF (42")	72" TOP
A12	HOOK	48" ℄
A13	MIRRORS	SEE INT. ELEVATIONS
GB1/GB2	GRAB BAR	33" ℄

NOTE: ACCESSORIES OMITTED FROM ELEVATIONS FOR CLARITY EXCEPT A13.

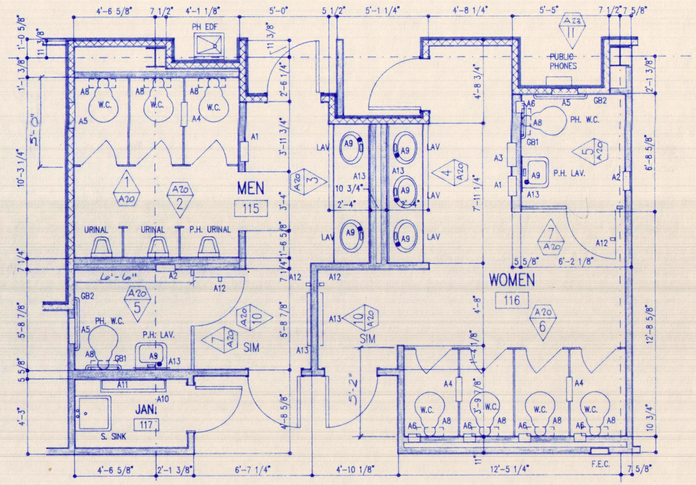

GROUND FLOOR RESTROOMS

SC: 1/4"=1'-0"

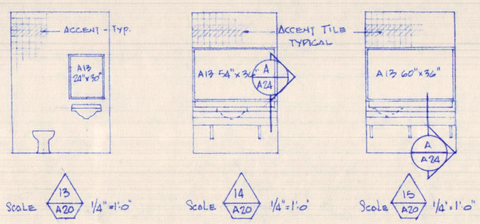

Scale 1/4"=1'-0"

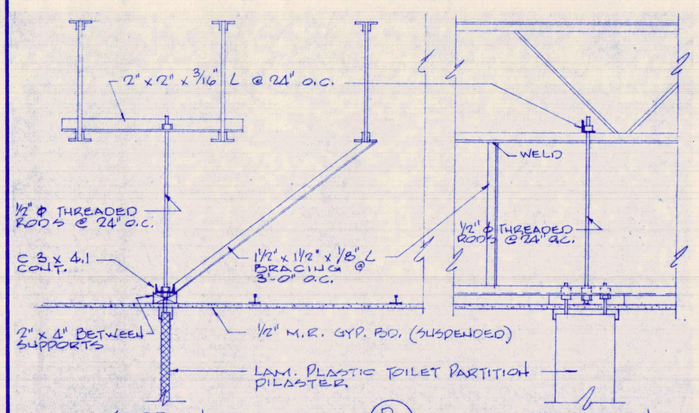

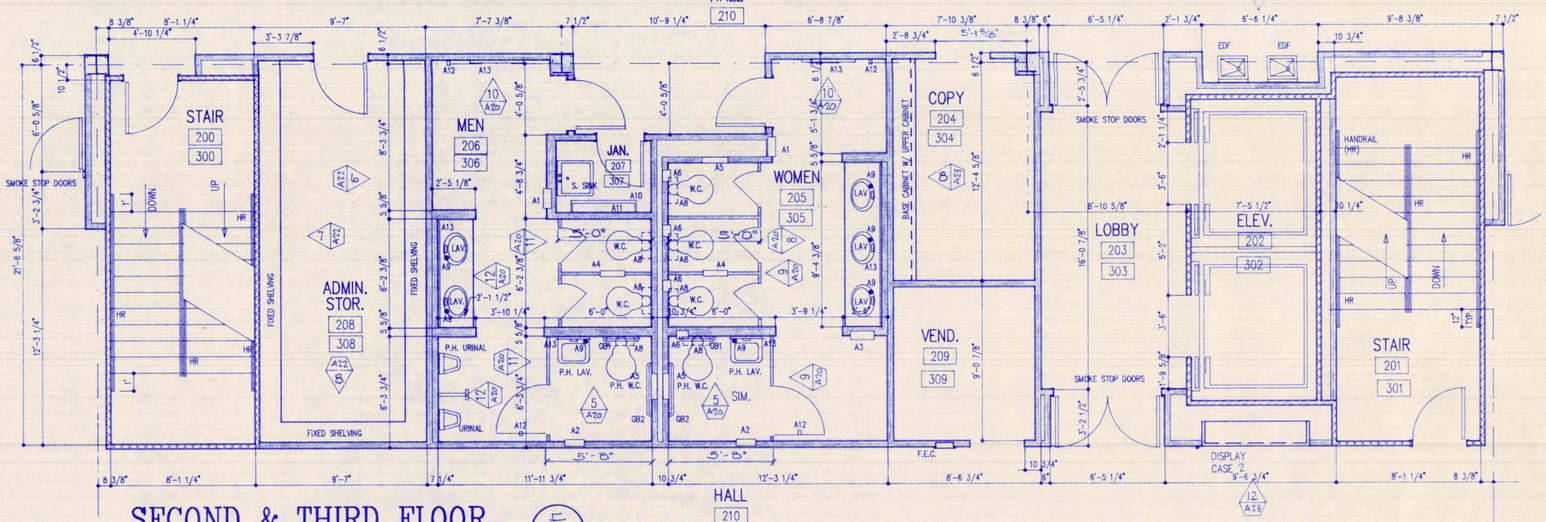

SECOND & THIRD FLOOR CORE

SC: 1/4"=1'-0"

DATE 9-5-91

REVISIONS

STATE OF FLORIDA ★ REGISTERED ARCHITECT ★ NORMAN GROSS, JR. 6424

NORMAN GROSS & ASSOCIATES
architecture · planning · design
425 West Beach Drive, Panama City, Florida 32401
Post Office Box 2307, (904) 785-3406

SMITH BOZARTH FULLER Architects & Planners, P.A.
442a Grace Avenue ..... Panama City, Florida

SHEET TITLE
PHASE III DOCUMENTS
BAY COUNTY SCHOOL BOARD
ADMINISTRATIVE OFFICE BUILDING
Panama City, Florida

DRAWN BY:
CHECKED BY:

PROJECT NUMBER 9020

DEVELOPMENT NUMBER

SHEET NO. A20

AP 50070

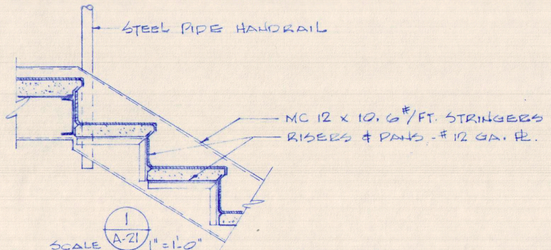

1 / A-21 SCALE 1" = 1'-0"

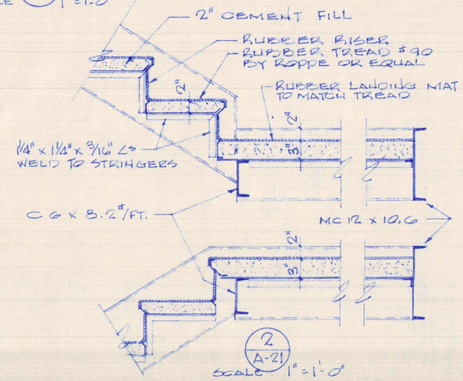

2 / A-21 SCALE 1" = 1'-0"

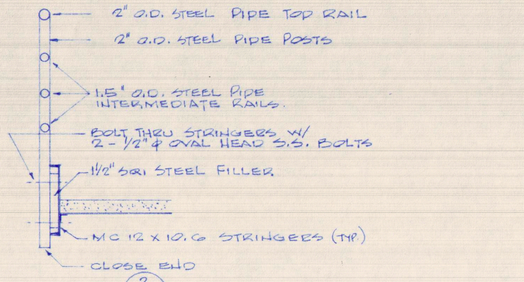

3 / A-21 SCALE 1" = 1'-0"

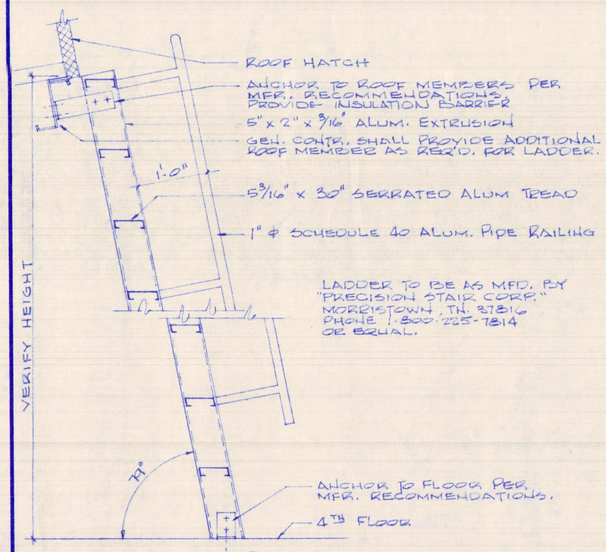

4 / A-21

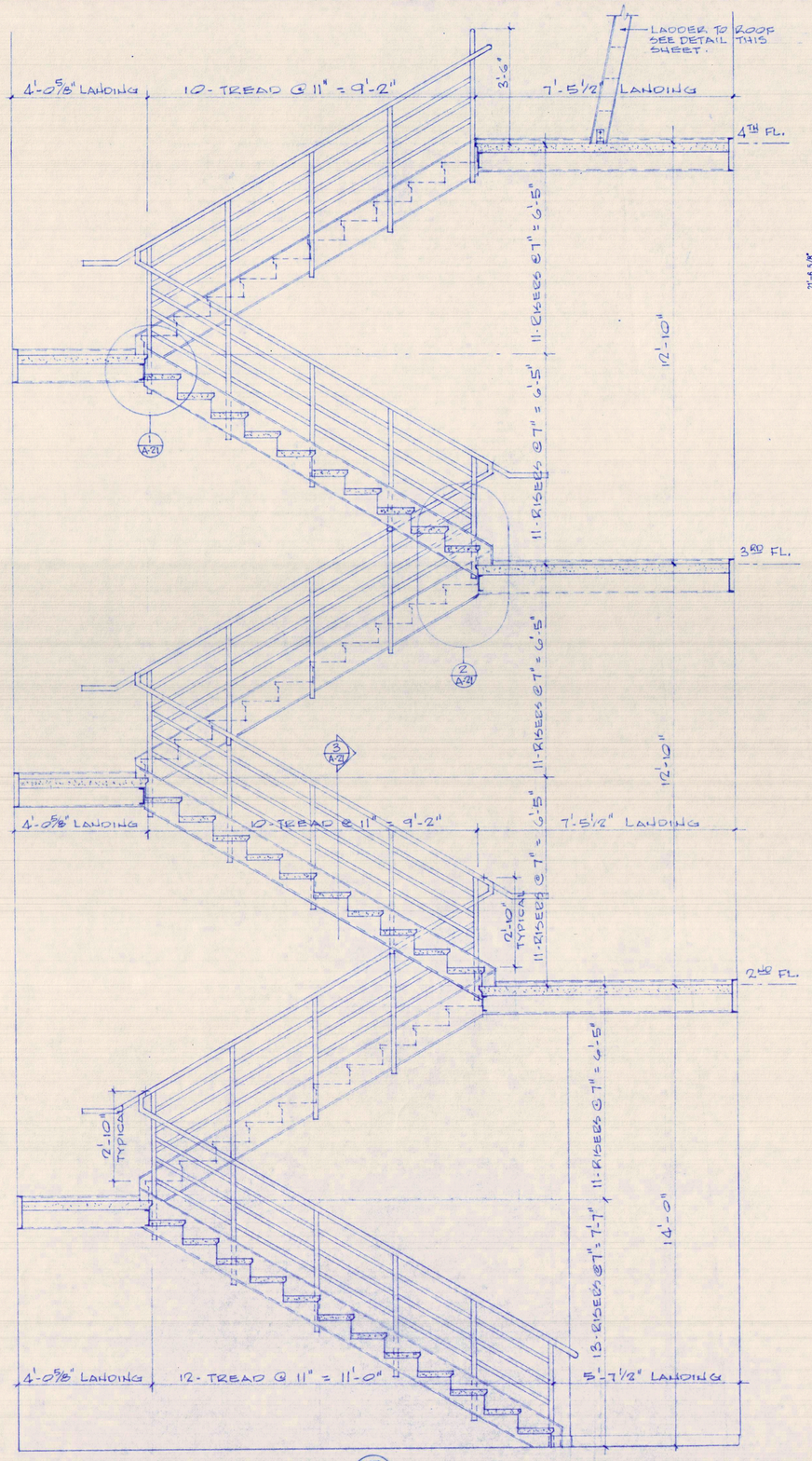

5 / A-21 SCALE 1/2" = 1'-0"

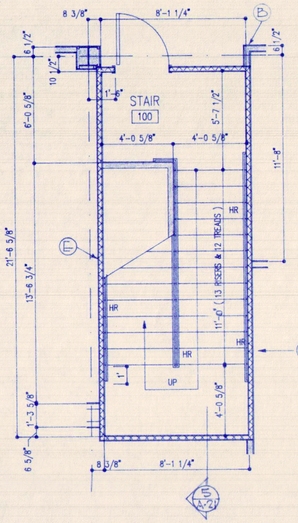

STAIR 100 A / A-21

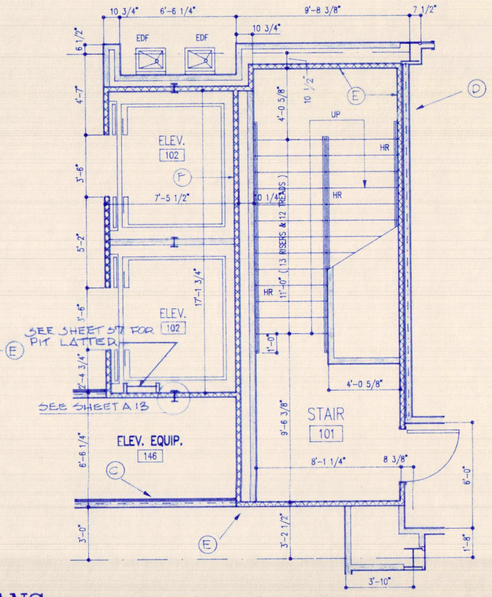

STAIR 101 & ELEV 102 B / A-21

LARGE SCALE PLANS

SC: 1/4"=1'-0"

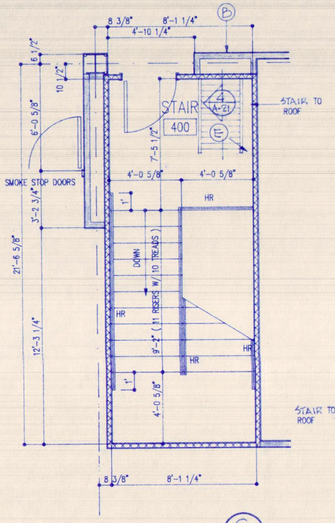

STAIR 400 C / A-21

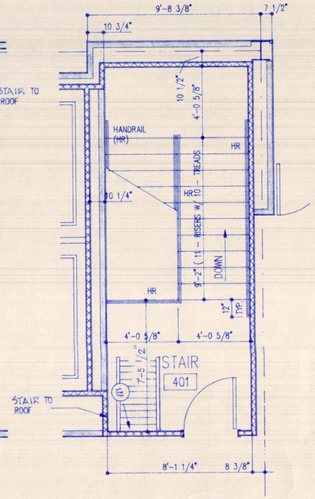

STAIR 401 D / A-21

LARGE SCALE PLANS

SC: 1/4"=1'-0"

DATE 9-5-91

REVISIONS

STATE OF FLORIDA NORMAN GROSS, JR. 6424 REGISTERED ARCHITECT

NORMAN GROSS & ASSOCIATES
architecture · planning · design
423 West Beach Drive, Panama City, Florida 32402
Post Office Box 2207 (904) 785-3406

SMITH BOZARTH FULLER Architects & Planners, P.A.
442a Grace Avenue ..... Panama City, Florida

SHEET TITLE
PHASE III DOCUMENTS
BAY COUNTY SCHOOL BOARD
ADMINISTRATIVE OFFICE BUILDING
Panama City, Florida

DRAWN BY:
CHECKED BY:

PROJECT NUMBER 9020

DEVELOPMENT NUMBER

SHEET NO. A21

AF 50070

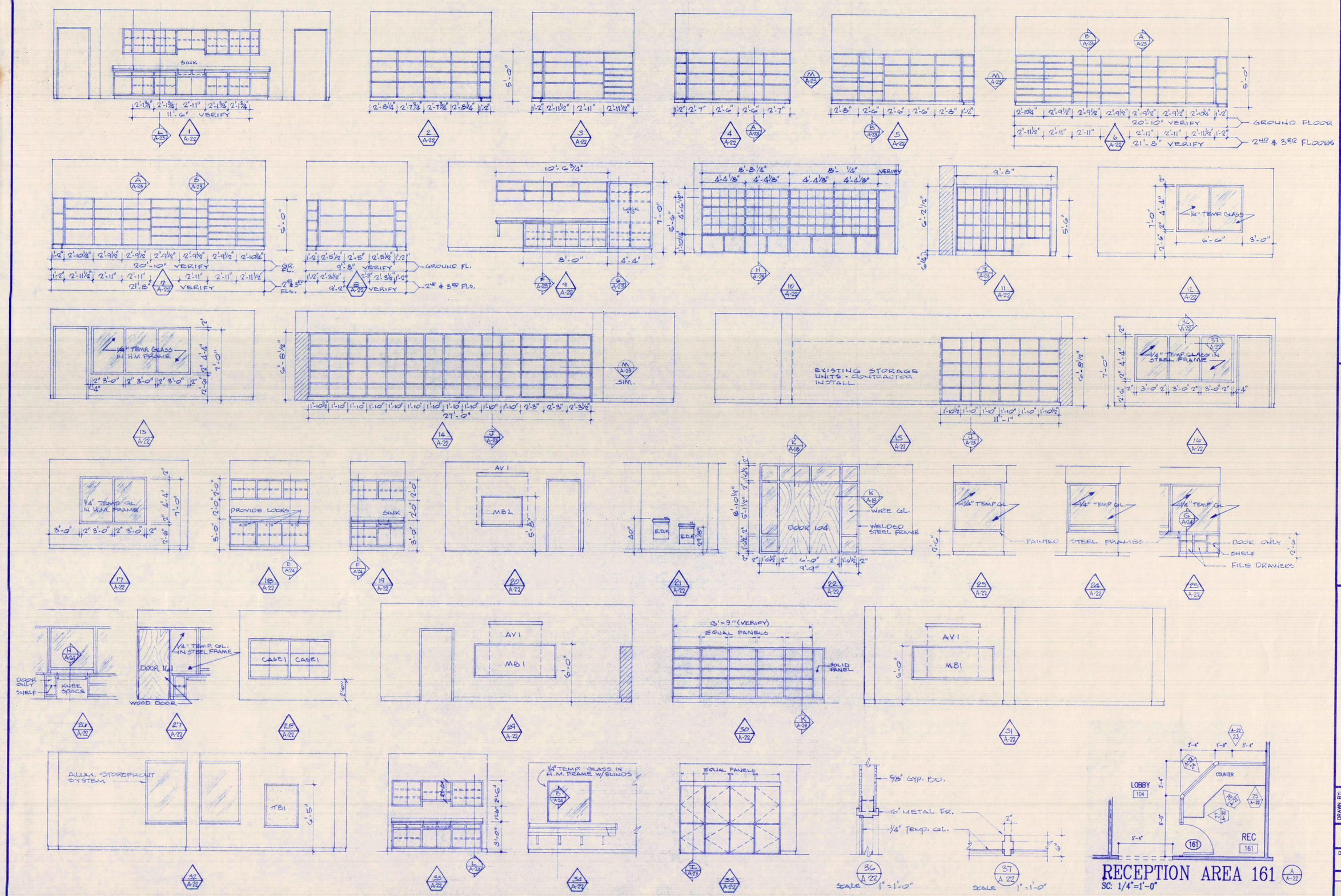

RECEPTION AREA 161

SC: 1/4" = 1'-0"

DATE 9-5-91

REVISIONS

STATE OF FLORIDA — JOHN C. GROSS, JR. — 6424 — REGISTERED ARCHITECT

NORMAN GROSS & ASSOCIATES
architecture · planning · design
425 West Beach Drive, Panama City, Florida 32401
Post Office Box 2207, (904) 785-3408

SMITH BOZARTH FULLER
Architects & Planners, P.A.
442a Grace Avenue ..... Panama City, Florida

SHEET TITLE
PHASE III DOCUMENTS
BAY COUNTY SCHOOL BOARD
ADMINISTRATIVE OFFICE BUILDING
Panama City, Florida

DRAWN BY:
CHECKED BY:
PROJECT NUMBER 9020
DEVELOPMENT NUMBER
SHEET NO. A22

AF 50070

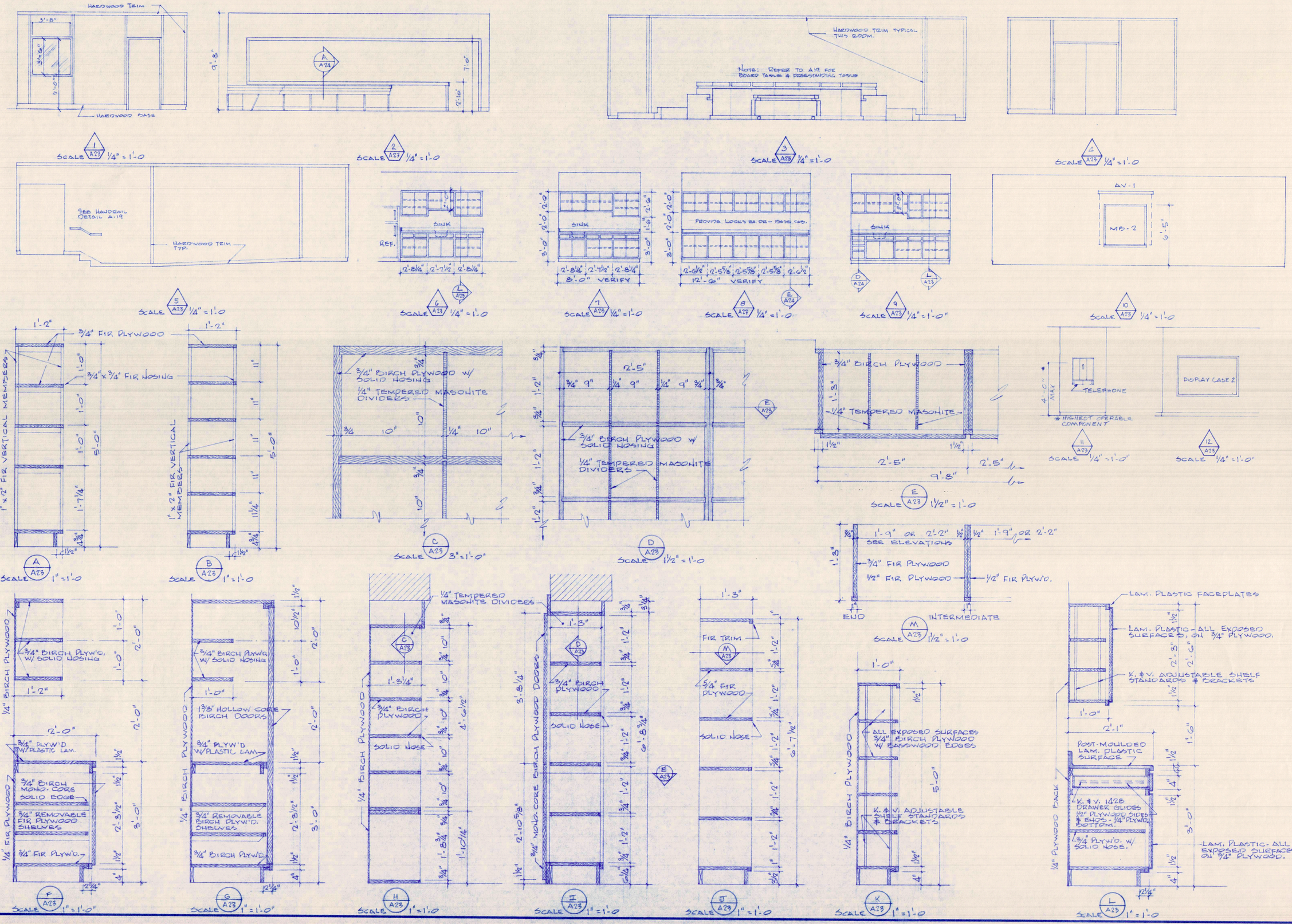

DATE
9-5-91

REVISIONS

STATE OF FLORIDA * NORMAN GROSS, JR. * 6424 * REGISTERED ARCHITECT

NORMAN GROSS & ASSOCIATES
architecture · planning · design
423 West Beach Drive
Panama City, Florida 32402
Post Office Box 2207
(904) 785-3406

SMITH BOZARTH FULLER Architects & Planners, P.A.
442a Grace Avenue ..... Panama City, Florida

SHEET TITLE
PHASE III DOCUMENTS
BAY COUNTY SCHOOL BOARD
ADMINISTRATIVE OFFICE BUILDING
Panama City, Florida

DRAWN BY:
CHECKED BY:
PROJECT NUMBER 9020
DEVELOPMENT NUMBER
SHEET NO. A23

AP 50070

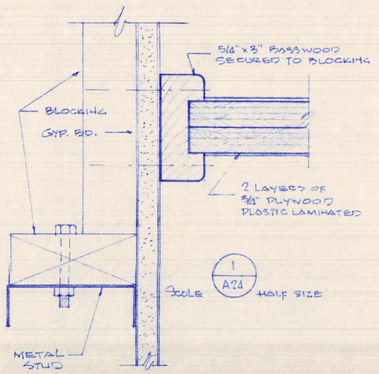

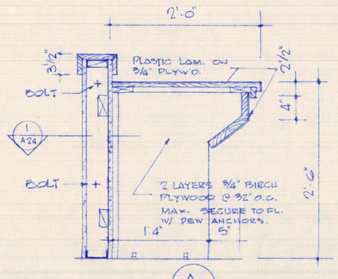

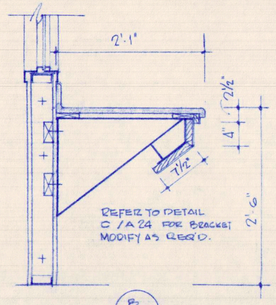

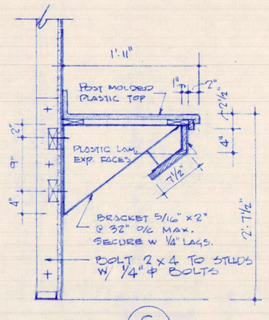

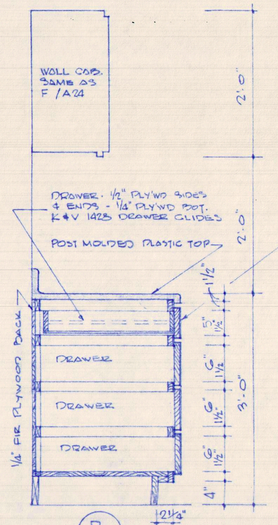

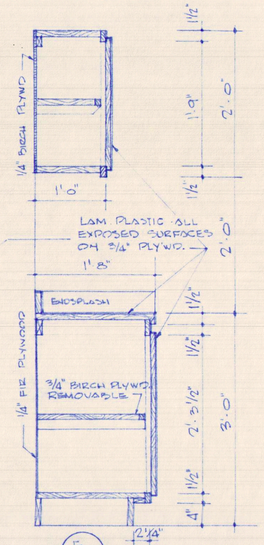

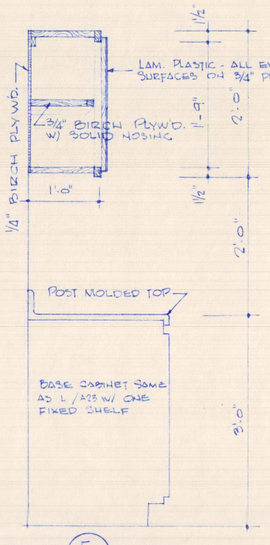

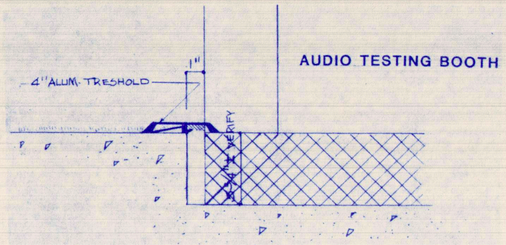

DETAIL AT DOOR

SCALE: 3" = 1'-0"

2 / A24

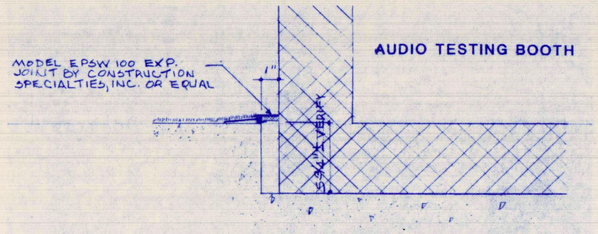

DETAIL AROUND WALL OF UNIT

SCALE: 3" = 1'-0"

3 / A24

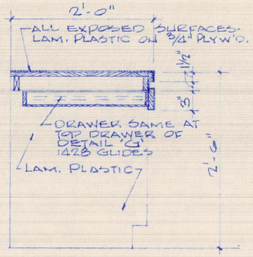

H / A-24

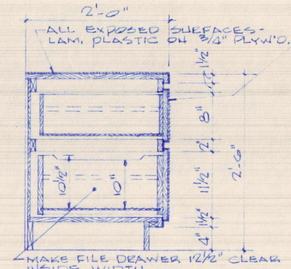

G / A-24

SCALE 1" = 1'-0"

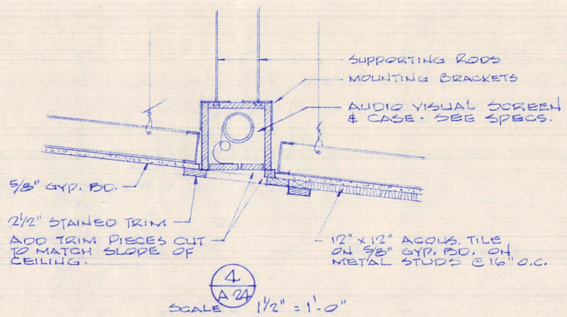

4 / A24

SCALE 1 1/2" = 1'-0"

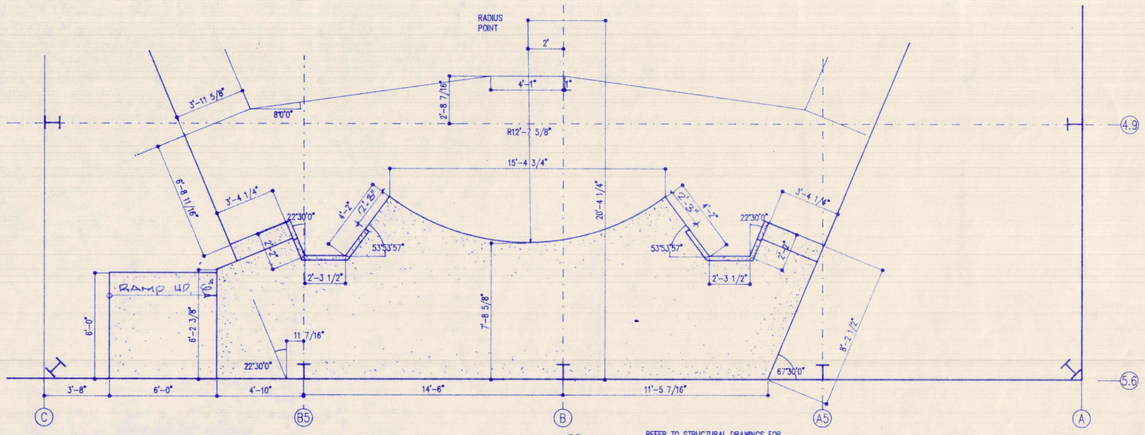

SLAB DIMENSION PLAN BOARD ROOM

SC: 1/4" = 1'-0"

REFER TO STRUCTURAL DRAWINGS FOR FOOTINGS, SECTION CUTS, NOTES, ETC.

IT IS THE PURPOSE OF THIS PLAN TO PROVIDE ADDITIONAL DIMENSIONS AT THE BOARD ROOM

DATE 9-5-91

REVISIONS

STATE OF FLORIDA NORMAN GROSS JR. 4424 REGISTERED ARCHITECT

NORMAN GROSS & ASSOCIATES
architecture · planning · design
4423 West Beach Drive, Panama City, Florida 32402
Post Office Box 2207 (904) 785-3406

SMITH BOZARTH FULLER
Architects & Planners, P.A.
442a Grace Avenue . . . . . Panama City, Florida

SHEET TITLE
PHASE II DOCUMENTS
BAY COUNTY SCHOOL BOARD
ADMINISTRATIVE OFFICE BUILDING
Panama City, Florida

DRAWN BY:
CHECKED BY:

PROJECT NUMBER 9020

DEVELOPMENT NUMBER

SHEET NO. A24

AP 50070

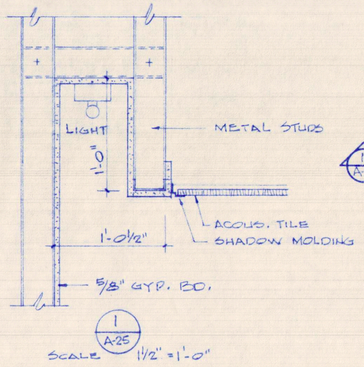

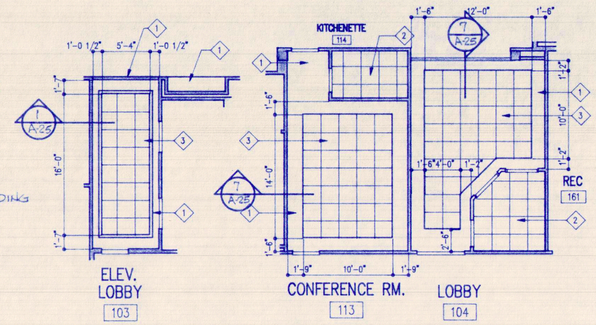

PARTIAL REFLECTED CEILING PLAN

SC: 1/8"=1'-0" GROUND FLOOR - ELEV. LOBBY, CONFERENCE ROOM, LOBBY

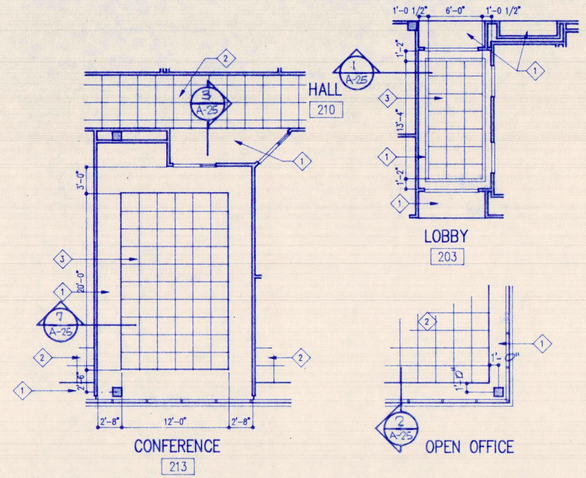

PARTIAL REFLECTED CEILING PLAN

SC: 1/8"=1'-0" SECOND FLOOR - ELEV. LOBBY, CONF. ROOM, OPEN OFFICE

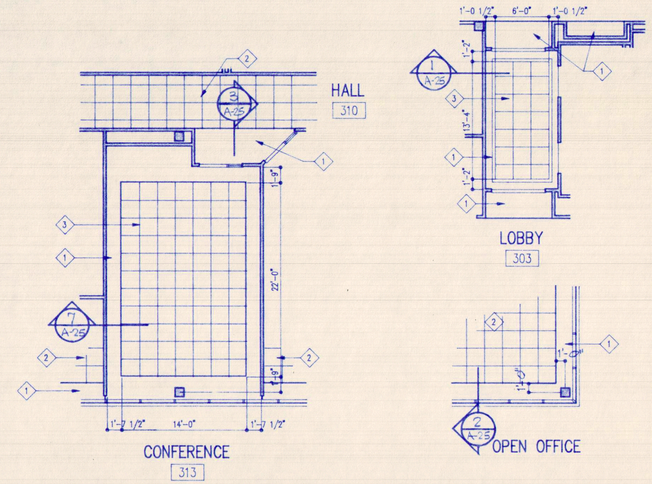

PARTIAL REFLECTED CEILING PLAN

SC: 1/8"=1'-0" SECOND FLOOR - ELEV. LOBBY, CONF. ROOM, OPEN OFFICE

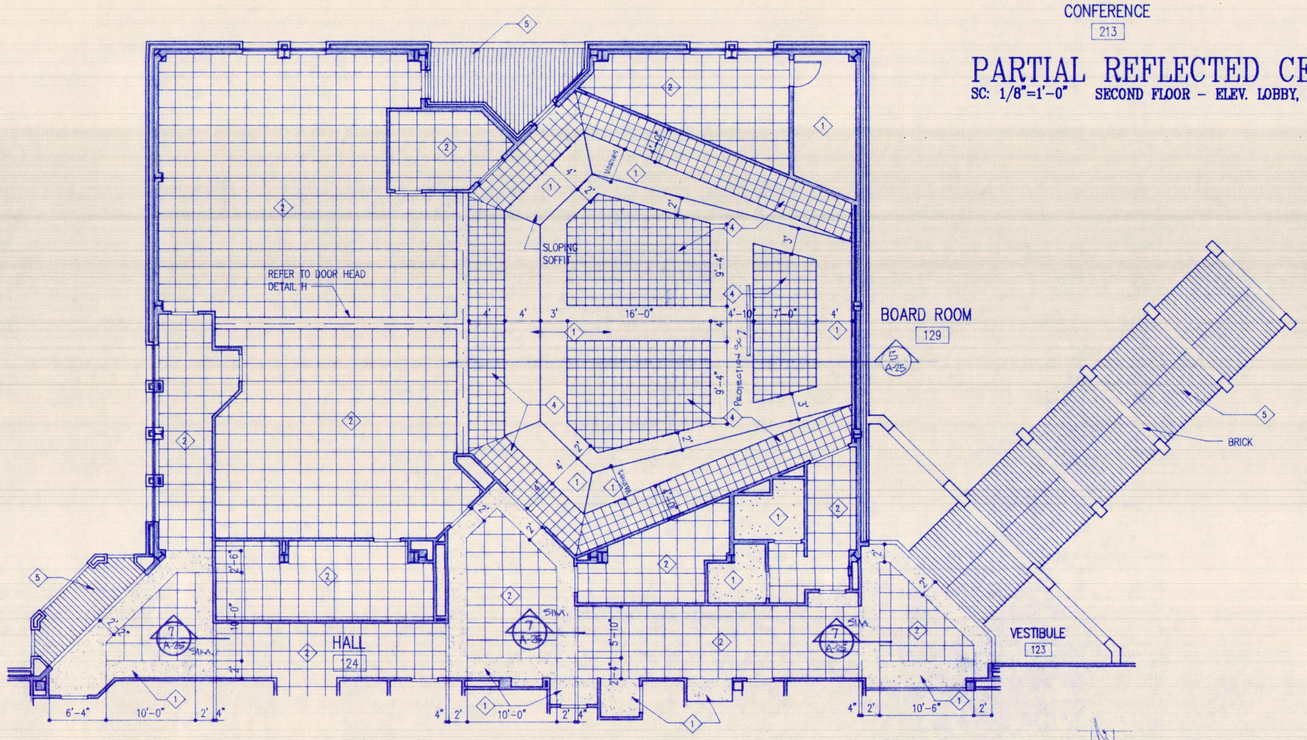

PARTIAL REFLECTED CEILING PLAN

SC: 1/8"=1'-0" GROUND FLOOR - BOARD ROOM, HALL & VESTIBULE

LEGEND

1. GYPSUM BOARD - PAINTED
2. LAY-IN ACOU. TILE - TYPE "A" REFER TO SPECIFICATIONS.
3. LAY-IN ACOU. TILE - TYPE "B" REFER TO SPECIFICATIONS.
4. 12" x 12" ACOUSTICAL TILE OVER GYPSUM BOARD - TYPE "C"
5. METAL SOFFIT - REFER TO DETAILS

GENERAL NOTES

1. FOR LIGHT FIXTURES SEE ELECTRICAL PLAN
2. FOR MECHANICAL DIFFUSERS SEE MECHANICAL PLAN
3. ALL ACOUSTICAL CEILING TILE SHALL BE CENTERED IN AREAS AND WORKED TO WALLS.
4. ALL LIGHT FIXTURES SHALL BE CENTERED IN ALL AREAS UNLESS NOTED AND DRAWN OTHERWISE.
5. COORDINATE MECHANICAL EQUIPMENT WITH MECHANICAL CONTRACTOR AND ARCHITECT. SEE MECHANICAL SHEETS.
6. REFER TO LIGHTING PLANS FOR ADDITIONAL CEILING GRID AND LIGHT FIXTURE LOCATIONS

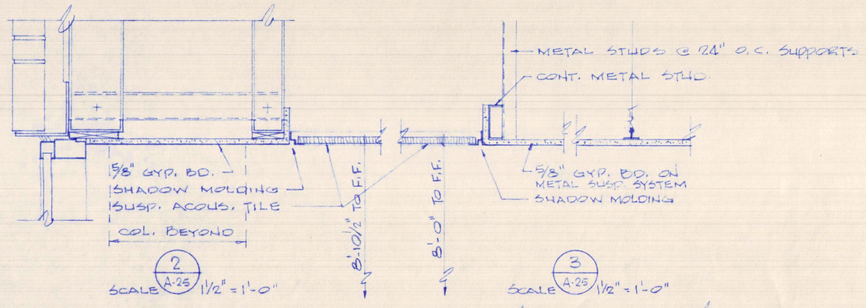

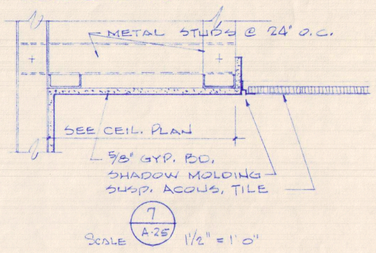

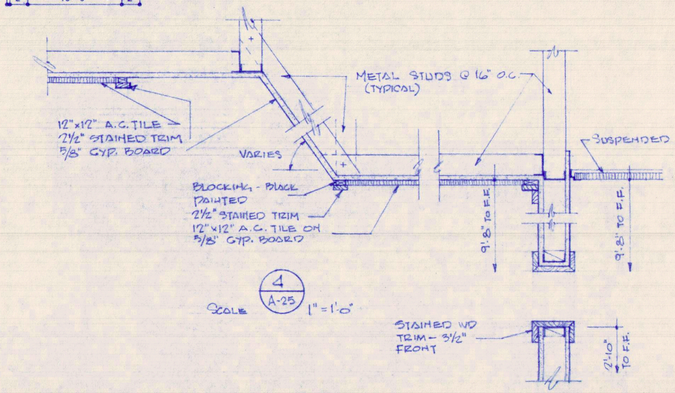

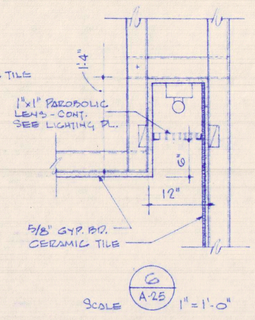

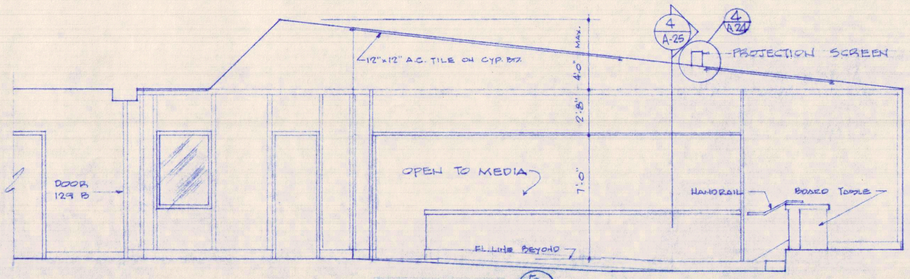

SECTION 5 A-25 1/4" = 1'-0"

DATE 9-5-91

REVISIONS

NORMAN GROSS & ASSOCIATES
architecture · planning · design
4823 West Beach Drive
Panama City, Florida 32408
Post Office Box 2207
(904) 785-3406
STATE OF FLORIDA NORMAN GROSS, JR. 8424 REGISTERED ARCHITECT

SMITH BOZARTH FULLER
Architects & Planners, P.A.
442a Grace Avenue ..... Panama City, Florida

SHEET TITLE
PHASE III DOCUMENTS
BAY COUNTY SCHOOL BOARD
ADMINISTRATIVE OFFICE BUILDING
Panama City, Florida

DRAWN BY:
CHECKED BY:

PROJECT NUMBER 9020

DEVELOPMENT NUMBER

SHEET NO. A25