PLOT DATE: 2/6/2026 10:28:46 AM
DWG. LOCATION: G:\PC Harrison\Projects\2022 Projects\22019 Palm Bay Gymatorium\B-Design\B2SchematicDesign\B2SWorkingDocs\A101.A First Floor Plan.dwg
© 2021 DAG ARCHITECTS, INC. ALL RIGHTS RESERVED. NO PART OF THIS DOCUMENT MAY BE COPIED, REPRODUCED OR TRANSMITTED BY ANY MEANS WITHOUT WRITTEN PERMISSION OF DAG ARCHITECTS, INC. THESE DRAWINGS AND SPECIFICATIONS ARE THE PROPERTY AND COPYRIGHT OF DAG ARCHITECTS, INC. AND SHALL NOT BE USED ON ANY OTHER PROJECT OR LOCATION EXCEPT AS DESCRIBED ON THE DRAWINGS, WITHOUT THE PRIOR WRITTEN AGREEMENT OF DAG ARCHITECTS.

22019
100% CONSTRUCTION DOCUMENTS
01/31/2025

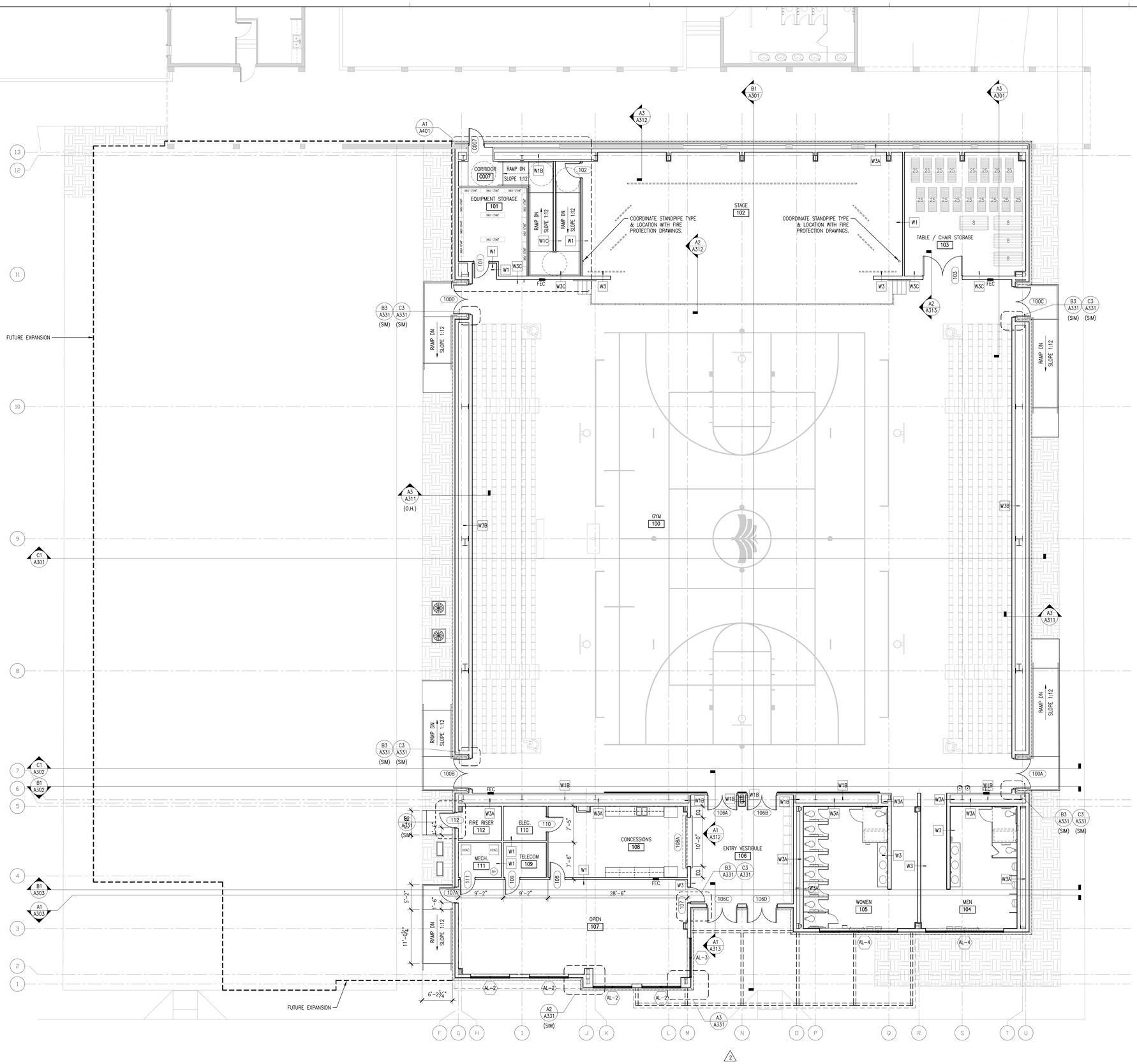

GENERAL NOTES

1. ALL CONTRACTORS MUST FIELD VERIFY ALL EXISTING CONDITIONS PRIOR TO PERFORMING NEW WORK.
2. THE CONTRACTOR SHALL PROVIDE REINFORCING WITH MATERIALS CONSISTENT WITH CONSTRUCTION MATERIALS BEHIND WALL MOUNTED AND CEILING MOUNTED EQUIPMENT. COORDINATE WITH A/V, DATA, CASEWORK, FURNITURE, ELECTRICAL, AND INTERIOR ELEVATION DRAWINGS.
3. CONTRACTOR SHALL COORDINATE WORK WITH MECHANICAL, ELECTRICAL, PLUMBING, AND ALL OTHER DISCIPLINES.
4. INTERIOR DOORS TO BE LOCATED MIN 4" FROM ADJACENT STUD PARTITIONS AND 8" FROM ADJACENT MASONRY PARTITIONS, UNLESS DIMENSIONED OR NOTED OTHERWISE.
5. REFER TO FINISH SCHEDULE(S) IN A500 SERIES SHEETS FOR FINISHES.
6. REFER TO A800 SERIES SHEETS FOR ADDITIONAL INFORMATION, INCLUDING TOILET ROOM DIMENSIONS.
7. REFER TO LS-SERIES LIFE SAFETY SHEETS FOR FIRE RATED AND SMOKE PARTITION LOCATIONS.
8. REFER TO STRUCTURAL FOR BRACING TYPE AND LOCATIONS.
9. REFER TO PLUMBING FOR FIXTURE SCHEDULES.
10. CONTRACTOR SHALL PROVIDE ISOLATION BETWEEN DISSIMILAR METALS.
11. PROVIDE CONCRETE SPLASH BLOCKS / METAL SPLASH PANS AT ALL DOWNSPOUTS THAT DRAIN TO ROOFS OR GRADE, AND AT ALL CANOPY COLUMNS THAT DRAIN TO GRADE.

PEMB BID WARNING TO CONTRACTOR:

WITH THE SUBMISSION OF THEIR BID, THE GENERAL CONTRACTOR CERTIFIES AND HAS CONFIRMED THAT THE PRE-ENGINEERED METAL BUILDING COMPANY WHOSE PRICE WAS USED TO GENERATE THIS BID HAS THOROUGHLY REVIEWED THE REQUIREMENTS OF THE CURRENT ARCHITECTURAL AND STRUCTURAL PLANS. THE BID PRICING REFLECTS THEIR ABILITY TO PROVIDE A PRE-ENGINEERED METAL BUILDING PACKAGE THAT COMPLIES WITH THE REQUIREMENTS OF THE CONTRACT DRAWINGS TO THE ARCHITECT'S SATISFACTION. THE BIDDING CONTRACTOR FURTHER UNDERSTANDS AND ACKNOWLEDGES THAT THEY HAVE INCLUDED WITHIN THEIR BID PRICE ALL COSTS FOR ALL INITIAL OR SUPPLEMENTAL DESIGN ENGINEERING FROM THE PEMB PROVIDER TO ENSURE THAT THE APPROVED DESIGN TO BE RELEASED FOR FABRICATION COMPLIES WITH THE INTENT OF THE CONTRACT DRAWINGS. THIS INCLUDES COLUMN LOCATIONS AND SPACING, BEAM CLEAR HEIGHTS AND SPANS, AS WELL AS WINDOWS, DOORS, AND STOREFRONT OPENING REQUIREMENTS. THE COST OF ANY STEEL MATERIAL REQUIRED TO COMPLY WITH THESE ARCHITECTURAL REQUIREMENTS IS INCLUDED IN THIS BID. ADDITIONALLY, THE PEMB PROVIDER HAS INCLUDED SUITABLE DESIGN AND SUPPLEMENTAL STEEL BRACING WITHIN THE GYM ROOF FRAMING TO SUPPORT THE SIX RETRACTING BASKETBALL BACKSTOP ASSEMBLIES.

DAG
ARCHITECTS
DAG Architects AR0009694
455 Harrison Ave Suite I Panama City, FL 32401
850.387.1671
www.DAGarchitects.com

100% CONSTRUCTION DOCUMENTS

A New Gymatorium for:
PALM BAY CHARTER SCHOOLS
1104 Balboa Avenue, Panama City, FL 32401

REVISIONS:

No.	Description	Date
1	SCOPE REDUCTION	2/6/2026

ALTERNATE
FLOOR PLAN

PROJECT NUMBER	22019
DATED	01/31/2025

A101.A

A1 FLOOR PLAN
SCALE: 1/8" = 1'-0"

22019
100% CONSTRUCTION DOCUMENTS
01/31/2025



C1	SOUTH ELEVATION
SCALE: 1/8" = 1'-0"	

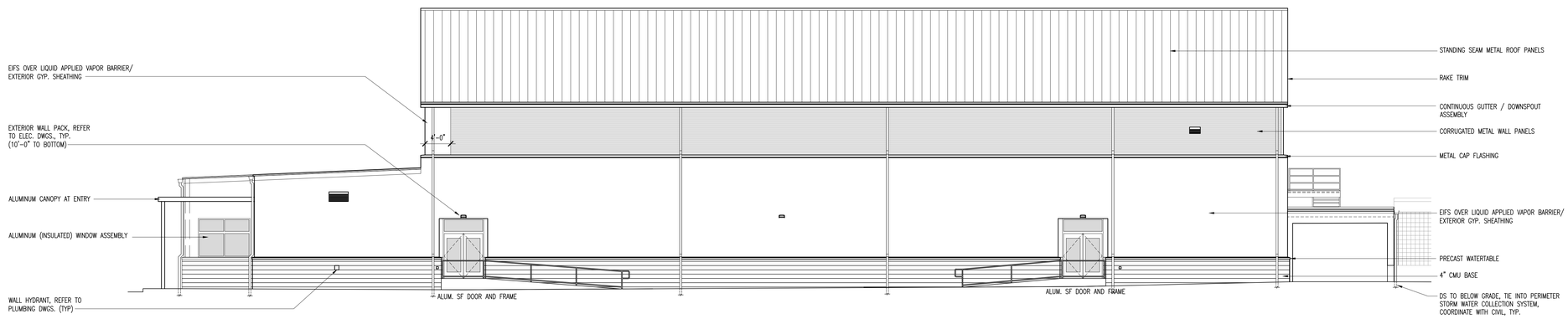

B1	EAST ELEVATION
SCALE: 1/8" = 1'-0"	

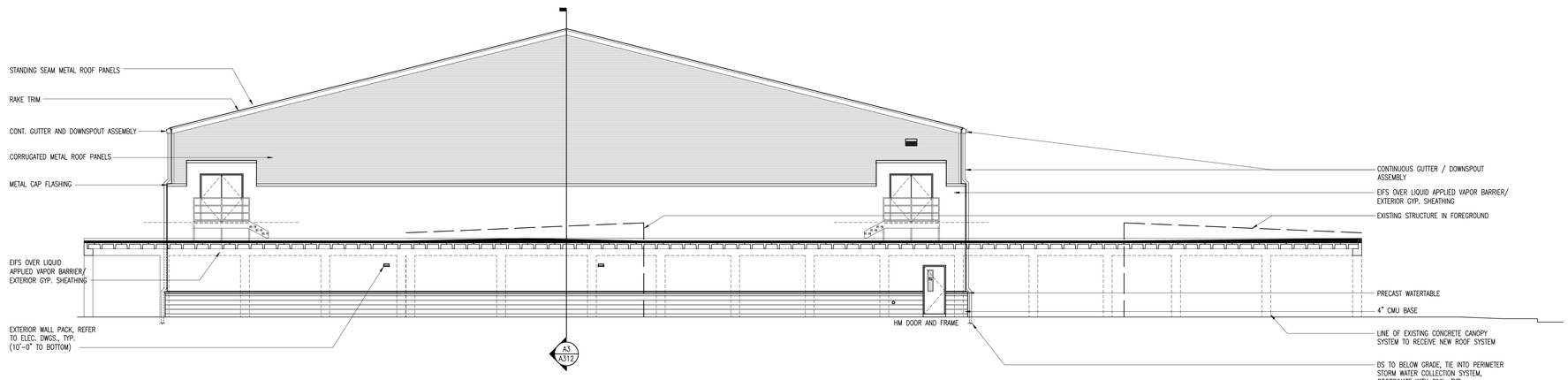

A1	NORTH ELEVATION
SCALE: 1/8" = 1'-0"	

DAG ARCHITECTS

DAG Architects AR0009694
455 Harrison Ave Suite I Panama City, FL 32401
850.387.1671
www.DAGarchitects.com

100% CONSTRUCTION DOCUMENTS

A New Gymatorium for:
PALM BAY CHARTER SCHOOLS

1104 Balboa Avenue, Panama City, FL 32401

REVISIONS:

No.	Description	Date
1	SCOPE REDUCTION	2/6/2026

ALTERNATE
EXTERIOR ELEVATIONS

PROJECT NUMBER	22019
DATED	01/31/2025

A201.A

PLOT DATE: 2/6/2026 10:29:22 AM
DWG. LOCATION: G:\PC\Harrison\Projects\2022 Projects\2019 Palm Bay Gymatorium\B-Design\B2Schematic\Design\B22\Working\Docs\A201.A Exterior Elevations.dwg
© 2021 DAG ARCHITECTS, INC. ALL RIGHTS RESERVED. NO PART OF THIS DOCUMENT MAY BE COPIED, REPRODUCED OR TRANSMITTED BY ANY MEANS WITHOUT WRITTEN PERMISSION OF DAG ARCHITECTS, INC. THESE DRAWINGS AND SPECIFICATIONS ARE THE PROPERTY AND COPYRIGHT OF DAG ARCHITECTS, INC. AND SHALL NOT BE USED ON ANY OTHER PROJECT OR LOCATION EXCEPT AS DESCRIBED ON THE DRAWINGS, WITHOUT THE PRIOR WRITTEN AGREEMENT OF DAG ARCHITECTS.

22019
100% CONSTRUCTION DOCUMENTS
01/31/2025

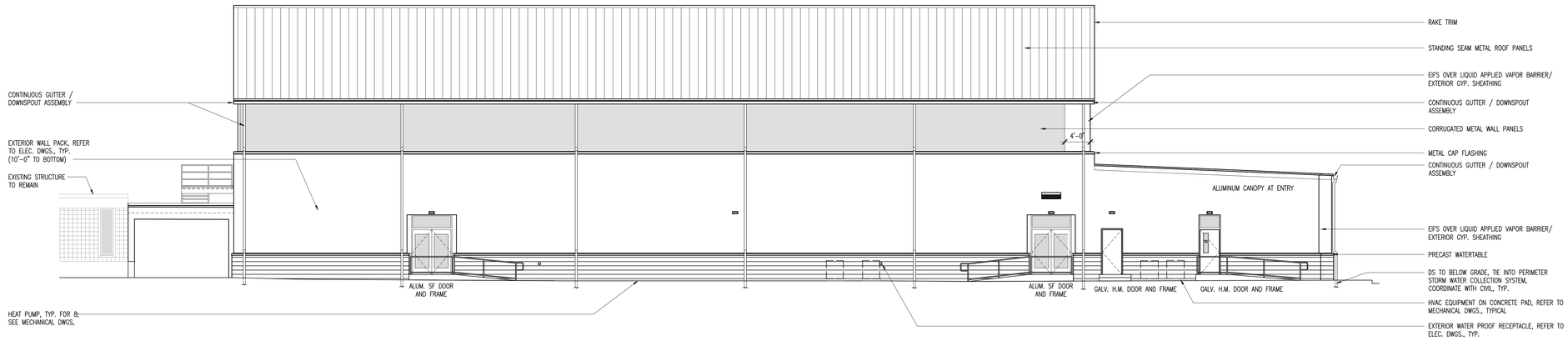

C1	WEST ELEVATION
SCALE: 1/8" = 1'-0"	

B1	
SCALE:	

A1	
SCALE:	

DAG ARCHITECTS

DAG Architects AR0009694
455 Harrison Ave Suite 1 Panama City, FL 32401
850.387.1671
www.DAGarchitects.com

100% CONSTRUCTION DOCUMENTS

A New Gymatorium for:
PALM BAY CHARTER SCHOOLS

1104 Balboa Avenue, Panama City, FL 32401

REVISIONS:

No.	Description	Date
1	SCOPE REDUCTION	2/6/2026

ALTERNATE
EXTERIOR ELEVATIONS

PROJECT NUMBER	22019
DATED	01/31/2025

A202.A

PLOT DATE: 2/6/2026 10:29:49 AM
DWG. LOCATION: G:\PC Harrison\Projects\2022 Projects\22019 Palm Bay Gymatorium\B-Design\B2Schematic\Design\B2\Working\Docs\A202.A Exterior Elevations.dwg
© 2021 DAG ARCHITECTS, INC. ALL RIGHTS RESERVED. NO PART OF THIS DOCUMENT MAY BE COPIED, REPRODUCED OR TRANSMITTED BY ANY MEANS WITHOUT WRITTEN PERMISSION OF DAG ARCHITECTS, INC. THESE DRAWINGS AND SPECIFICATIONS ARE THE PROPERTY AND COPYRIGHT OF DAG ARCHITECTS, INC. AND SHALL NOT BE USED ON ANY OTHER PROJECT OR LOCATION EXCEPT AS DESCRIBED ON THE DRAWINGS, WITHOUT THE PRIOR WRITTEN AGREEMENT OF DAG ARCHITECTS.

DOOR SCHEDULE

DOOR NO.	DOOR TYPE	DOOR MATERIAL	DOOR SIZE	FRAME TYPE	FRAME MATERIAL	FRAME: DOOR DETAILS ARE LABELED ON THE "TYPES" OF THIS SHEET (DETAIL LOCATED ON SHEET A501.2 & A501.3) HEAD	JAMB	SILL	FIRE RATING LABEL	REMARKS SEE SPECIFIC NOTES
C007	NL	GHM	3'-0"x7'-0"	HM1	GHM	C2 / 501.3	B1 & B2 / A501.3	A1 / 501.3	N/A	
100A	SF	AL	PR 3'-0"x7'-0"	AL2	AL	C2 / 501.3	B1 & B2 / A501.3	A1 / 501.3	N/A	
100B	SF	AL	PR 3'-0"x7'-0"	AL2	AL	C2 / 501.3	B1 & B2 / A501.3	A1 / 501.3	N/A	
100C	SF	AL	PR 3'-0"x7'-0"	AL2	AL	C2 / 501.3	B1 & B2 / A501.3	A1 / 501.3	N/A	
100D	SF	AL	PR 3'-0"x7'-0"	AL2	AL	C2 / 501.3	B1 & B2 / A501.3	A1 / 501.3	N/A	
101	NL	SCWD	3'-0"x7'-0"	HM1	HM	D1 / 501.2	B1 / 501.2	A3 / 501.2	60 MIN	
102	NL	SCWD	3'-0"x7'-0"	HM1	HM	D1 / 501.2	B1 / 501.2	A1 / 501.2	60 MIN	
103	NL	SCWD	PR 4'-0"x7'-0"	HM2	HM	E2 / 501.2	D2 / 501.2	A3 / 501.2	60 MIN	
106A	SF	SCWD	PR 3'-0"x7'-0"	AL2	HM	C2 / 501.3	B1 & B2 / A501.3	A1 / 501.3	N/A	
106B	SF	SCWD	PR 3'-0"x7'-0"	AL2	HM	C2 / 501.3	B1 & B2 / A501.3	A1 / 501.3	N/A	
106C	SF	AL	PR 3'-0"x7'-0"	AL2	AL	C2 / 501.3	B1 & B2 / A501.3	A1 / 501.3	N/A	
106D	SF	AL	PR 3'-0"x7'-0"	AL2	AL	C2 / 501.3	B1 & B2 / A501.3	A1 / 501.3	N/A	
107	FL	SCWD	3'-0"x7'-0"	HM3	HM	E3 / 501.2	D2 / 501.2	A1 / 501.2	N/A	
107A	NL	GHM	3'-0"x7'-0"	HM3	GHM	C2 / 501.3	B1 & B2 / A501.3	A1 / 501.3	N/A	DOOR ADDED ON REV. 2
108	FL	SCWD	3'-0"x7'-0"	HM1	HM	C1 / 501.2	B1 / 501.2	A1 / 501.2	N/A	
108A	OHCD SEE SPECS		10'-0"Wx4'-0H"	O.H. ROLLING COIL DOOR		E1 / 501.3 SIM	D1 / 501.3 SIM	C1 / 501.3 SIM	N/A	BASIS OF DESIGN - MANUF.: OVERHEAD DOOR / MODEL: 650 ROLLING COUNTER DOOR, FACE MOUNT / OPERATION: MANUAL PUSH UP RH
109	F	SCWD	3'-6"x7'-0"	HM1	HM	D1 / 501.2	B1 / 501.2	A1 / 501.2	N/A	
110	F	SCWD	3'-6"x7'-0"	HM1	HM	D1 / 501.2	B1 / 501.2	A1 / 501.2	N/A	
111	F	SCWD	3'-6"x7'-0"	HM1	HM	D1 / 501.2	B1 / 501.2	A1 / 501.2	N/A	
112	F	GHM	3'-0"x7'-0"	HM1	GHM	C3 / 501.2	B2 & B3 / A501.2	A2 / 501.2	N/A	
DOORS LISTED BELOW WERE DELETED OR RENUMBERED ON SCOPE REDUCTION										
101A										
113										
114										
115										
116										
117										
118										
119										
120										
121										
122										
122A										
122B										
123										
123A										
124										
124A										
125										
125A										
126										
126A										
127										
127A										
128										
128A										
129										
130A										
131A										
132										
133										
201										
203										
C001										
C001A										
C002										
C003										
C003A										
C004										
C004A										
C005										
C005A										
C006										

C3 DOOR AND FRAME SCHEDULE

SCALE: 1/4" = 1'-0"

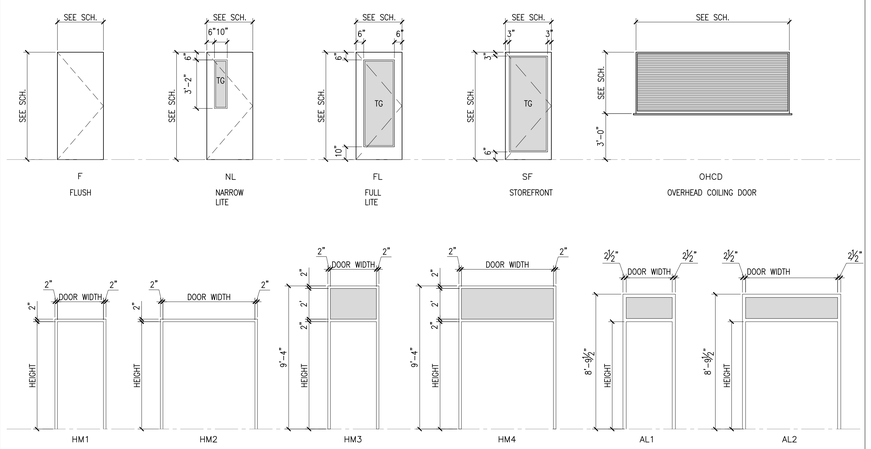

B3 H.M. DOOR AND FRAME TYPES

SCALE: 1/4" = 1'-0"

DOOR SCHEDULE GENERAL NOTES

1. MATERIAL ABBREVIATIONS
   HM = HOLLOW METAL
   GHM = GALVANIZED HOLLOW METAL
   SCWD = SOLID CORE WOOD DOOR
   SF = ALUMINUM STOREFRONT
   AL = ALUMINUM
   PR = PAIR
2. UNLESS NOTED OTHERWISE WHERE GLASS OCCURS IN DOORS PROVIDE TEMPERED GLASS (TG)
3. GLASS TYPE ABBREVIATIONS SEE SPECIFICATIONS
4. UNLESS NOTED OTHERWISE ALL DOORS ARE 1-3/4" THICK.
5. SEE DOOR HARDWARE SPECIFICATIONS FOR HARDWARE LOCKSET SCHEDULE.
6. ALL STOREFRONT DOOR GLASS TO BE LAMINATED GLASS (LG).
7. ALL STOREFRONT TRANSOM GLASS TO BE INSULATED, SEE SPECIFICATIONS.
8. EXTERIOR AND WET AREA HOLLOW METAL FRAMES AND DOORS TO BE GALVANIZED.
9. ALL CLASSROOM DOORS OFF OF CORRIDORS TO HAVE A CLOSER.

A3 GENERAL NOTES

SCALE: NTS

DAG ARCHITECTS
DAG Architects AR0009694
455 Harrison Ave Suite I Panama City, FL 32401
850.387.1671
www.DAGarchitects.com

100% CONSTRUCTION DOCUMENTS

A New Gymatorium for:
PALM BAY CHARTER SCHOOLS

1104 Balboa Avenue, Panama City, FL 32401

REVISIONS:

No.	Description	Date
1	SCOPE REDUCTION	2/6/2026

ALTERNATE
DOOR & WINDOW
SCHEDULES

PROJECT NUMBER	22019
DATED	01/31/2025

A501.A

PLOT DATE: 2/6/2026 10:31:56 AM
DWG. LOCATION: G:\PC Harrison\Projects\2022 Projects\22019 Palm Bay Gymatorium\B-Design\B2Schematic Design\B22Working\Docs\A501.A Door & Frame Schedule.dwg
© 2021 DAG ARCHITECTS, INC. ALL RIGHTS RESERVED. NO PART OF THIS DOCUMENT MAY BE COPIED, REPRODUCED OR TRANSMITTED BY ANY MEANS WITHOUT WRITTEN PERMISSION OF DAG ARCHITECTS, INC. THESE DRAWINGS AND SPECIFICATIONS ARE THE PROPERTY AND COPYRIGHT OF DAG ARCHITECTS, INC. AND SHALL NOT BE USED ON ANY OTHER PROJECT OR LOCATION EXCEPT AS DESCRIBED ON THE DRAWINGS, WITHOUT THE PRIOR WRITTEN AGREEMENT OF DAG ARCHITECTS.

22019
100% CONSTRUCTION DOCUMENTS
01/31/2025

FIRST FLOOR FINISH SCHEDULE

ROOM NO.	ROOM NAME	FLOOR FINISH	FLOOR BASE	WALLS NORTH MAT.	WALLS NORTH FINISH	WALLS EAST MAT.	WALLS EAST FINISH	WALLS SOUTH MAT.	WALLS SOUTH FINISH	WALLS WEST MAT.	WALLS WEST FINISH	CEILING MATERIAL	CEILING FINISH	CEILING HEIGHT	REMARKS
C007	CORRIDOR	CONC	RBR	GYP.BD.	PTD	GYP.BD.	PTD	GYP.BD.	PTD	GYP.BD.	PTD	ACT	-	10'-0"	
100	GYM	WD	RBR	GYP.BD.	PTD	GYP.BD.	PTD	GYP.BD.	PTD	GYP.BD.	PTD	-	-	-	
101	EQ. STORAGE	CONC	-	GYP.BD.	PTD	GYP.BD.	PTD	GYP.BD.	PTD	GYP.BD.	PTD	ACT	-	10'-0"	
102	STAGE	WD	RBR	GYP.BD.	PTD	GYP.BD.	PTD	GYP.BD.	PTD	GYP.BD.	PTD	-	-	-	
103	TABLE/CHAIR STORAGE	CONC	-	GYP.BD.	PTD	GYP.BD.	PTD	GYP.BD.	PTD	GYP.BD.	PTD	ACT	-	10'-0"	
104	MEN	EPXF	-	CWT	-	CWT	-	CWT	-	CWT	-	GB	PTD	10'-0"	
105	WOMEN	EPXF	-	CWT	-	CWT	-	CWT	-	CWT	-	GB	PTD	10'-0"	
106	ENTRY VESTIBULE	LVT	RBR	GYP.BD.	PTD	GYP.BD.	PTD	GYP.BD.	PTD	GYP.BD.	PTD	ACT	-	9'-4"	
107	OPEN	CPT1	RBR	GYP.BD.	PTD	GYP.BD.	PTD	GYP.BD.	PTD	GYP.BD.	PTD	ACT	-	9'-4"	
108	CONCESSIONS	CPT1	RBR	GYP.BD.	PTD	GYP.BD.	PTD	GYP.BD.	PTD	GYP.BD.	PTD	ACT	-	9'-4"	
109	TELECOM	CPT1	RBR	GYP.BD.	PTD	GYP.BD.	PTD	GYP.BD.	PTD	GYP.BD.	PTD	ACT	-	9'-4"	
110	ELECTRICAL	CONC	-	GYP.BD.	PTD	GYP.BD.	PTD	GYP.BD.	PTD	GYP.BD.	PTD	GB	PTD	9'-4"	
111	MECHANICAL	CONC	-	GYP.BD.	PTD	GYP.BD.	PTD	GYP.BD.	PTD	GYP.BD.	PTD	GB	PTD	9'-4"	
112	FIRE RISER	LVT	RBR	GYP.BD.	PTD	GYP.BD.	PTD	GYP.BD.	PTD	GYP.BD.	PTD	-	-	9'-4"	
ROOMS BELOW WERE DELETED OR RENUMBERED ON SCOPE REDUCTION.															
113	OFFICE														
114	TELECOM														
115	SUPPLIES														
116	OFFICE														
117	PRINCIPAL														
118	ELECTRICAL														
119	WOMEN														
120	MECHANICAL														
121	MEN														
122	WARMING KITCHEN														
122A	CLOSET														
123	CLASSROOM														
123A	MECHANICAL														
124	CLASSROOM														
124A	MECHANICAL														
125	CLASSROOM														
125A	MECHANICAL														
126	CLASSROOM														
126A	MECHANICAL														
127	CLASSROOM														
127A	MECHANICAL														
128	CLASSROOM														
128A	MECHANICAL														
129	STORAGE														
130	BOYS														
130A	STOR. CLOSET														
131	GIRLS														
131A	JANITOR CLOSET														
132	BREAK OUT ROOM														
133	BREAK OUT ROOM														
C001	CORRIDOR														
C002	CORRIDOR														
C003	CORRIDOR														
C004	CORRIDOR														
C005	CORRIDOR														
C006	CORRIDOR														

ABBREVIATIONS

ACT	2'x2' SUSPENDED ACOUSTICAL CEILING SYSTEM
WD	WOOD FLOOR ASSEMBLY
CONC	CONCRETE – SEALED
CPT1	CARPET TILE 1
CPT2	CARPET TILE 2
CTB	CERAMIC TILE BASE
CWT	CERAMIC WALL TILE
EPXF	EPOXY TYPE FLOORING WITH INTEGRAL BASE
EQ	EQUIPMENT
EXP	EXPOSED STRUCTURE (PRIME AND PAINT)
GB	GYPSUM BOARD, CEILING/SOFFIT – TEXTURE: LEVEL 3, LIGHT TEXTURE, SEE SPECIFICATIONS
GBSC	SUSPENDED GYPSUM BOARD CEILING SYSTEM – TEXTURE: LEVEL 3, LIGHT TEXTURE, SEE SPECIFICATIONS
GYP.BD.	GYPSUM WALL BOARD – ABUSE RESISTANT – TEXTURED FINISH, SEE SPECIFICATIONS
MAT	MATERIAL
PC	CONCRETE – POLISHED
PTD	PAINT
RBR	4" RUBBER BASE
SCONC	CONCRETE – STAINED
SAF	SYNTHETIC ATHLETIC FLOORING
CTBB	CEMENTITIOUS TILE BACKER BOARD
VCT	VINYL COMPOSITION TILE
WGB	NEW WATER RESISTANT GYPSUM BOARD FOR THIN SET TILE

SEE SPECIFICATION FOR ADDITIONAL INFORMATION.

ROOM FINISH SCHEDULE GENERAL NOTES

1. FINISH COLOR SELECTIONS BY ARCHITECT
2. ALL NEW GYP. BOARD WALLS FINISH SEE SPECIFICATIONS.
3. PROVIDE AND INSTALL BLINDS AT ALL EXTERIOR WINDOWS.
4. ROOM SIGNAGE IS TO BE MOUNTED AT LATCH SIDE OF DOOR OUTSIDE OF ROOM.

ROOM FINISH SCHEDULE SPECIFIC NOTES (REMARKS COLUMN)

1. ALL VISIBLE PORTIONS OF CEILING AREA, INCLUDING STRUCTURE, DECKING AND BRACING, TO BE PRIMED AND PAINTED.
2. COMM./ELEC. ROOMS AND IT ROOM, INSTALL PAINTED FIRE RETARDED PLYWOOD FROM BASE TO CEILING, SEE SPECIFICATIONS.
3. ELEVATOR WALLS AND CEILING, SEE SPECIFICATIONS

A1 | ROOM FINISH SCHEDULE

SCALE: NTS

DAG ARCHITECTS

DAG Architects AR0009694
455 Harrison Ave Suite I Panama City, FL 32401
850.387.1671
www.DAGarchitects.com

100% CONSTRUCTION DOCUMENTS

A New Gymatorium for:
PALM BAY CHARTER SCHOOLS

1104 Balboa Avenue, Panama City, FL 32401

REVISIONS:

No.	Description	Date
1	SCOPE REDUCTION	2/6/2026

ALTERNATE
FINISH SCHEDULE

PROJECT NUMBER	22019
DATED	01/31/2025

A502.A

PLOT DATE: 2/6/2026 10:32:19 AM
DWG. LOCATION: G:\PC Harrison\Projects\2022 Projects\22019 Palm Bay Gymatorium\B-Design\B2Schematic\Design\B2Working\Docs\A502.A Finish Schedule.dwg
© 2021 DAG ARCHITECTS, INC. ALL RIGHTS RESERVED. NO PART OF THIS DOCUMENT MAY BE COPIED, REPRODUCED OR TRANSMITTED BY ANY MEANS WITHOUT WRITTEN PERMISSION OF DAG ARCHITECTS, INC. THESE DRAWINGS AND SPECIFICATIONS ARE THE PROPERTY AND COPYRIGHT OF DAG ARCHITECTS, INC. AND SHALL NOT BE USED ON ANY OTHER PROJECT OR LOCATION EXCEPT AS DESCRIBED ON THE DRAWINGS, WITHOUT THE PRIOR WRITTEN AGREEMENT OF DAG ARCHITECTS.