


M. TODD ALBRITTON
ARCHITECT



202 EAST MAIN STREET
THOMASTON, GEORGIA
30286
PH 770-550-3275
mtoddalbrittonarchitect@gmail.com

COPYRIGHT:
THESE DESIGNS AND DRAWINGS AS INSTRUMENTS OF
SERVICE ARE THE PROPERTY OF THE ARCHITECT AND
SHALL NOT BE COPIED OR REUSED IN ANY FORM
WITHOUT THE WRITTEN PERMISSION OF THE
ARCHITECT.
THESE DRAWINGS SHALL BE USED ON THE ORIGINAL
PROJECT LOCATION ONLY AND SHALL NOT BE REUSED
AT OTHER LOCATIONS.



**NEW ADDITION &
RENOVATIONS
MORNINGSIDE
CHURCH**

1560 PEDRICK RD
TALLAHASSEE,
FLORIDA 32317

DD SET 10/20/25

MARK	DATE	DESCRIPTION
------	------	-------------

SHEET TITLE

SPECIFICATIONS

PROJECT DATE: X

PROJECT NUMBER: X

DRAWN BY: ##Name##

1G1.1

INSERT SPECS


NOT RELEASED FOR CONSTRUCTION

M. TODD ALBRITTON
ARCHITECT



202 EAST MAIN STREET
THOMASTON, GEORGIA
30286
PH 770-550-3275
mtoddalbrittonarchitect@gmail.com

COPYRIGHT:
THESE DESIGNS AND DRAWINGS AS INSTRUMENTS OF
SERVICE ARE THE PROPERTY OF THE ARCHITECT AND
SHALL NOT BE COPIED OR REUSED IN ANY FORM
WITHOUT THE WRITTEN PERMISSION OF THE
ARCHITECT.
THESE DRAWINGS SHALL BE USED ON THE ORIGINAL
PROJECT LOCATION ONLY AND SHALL NOT BE REUSED
AT OTHER LOCATIONS.



**NEW ADDITION &
RENOVATIONS
MORNINGSIDE
CHURCH**

1560 PEDRICK RD
TALLAHASSEE,
FLORIDA 32317

DD SET 10/20/25

MARK	DATE	DESCRIPTION
------	------	-------------

SHEET TITLE

SPECIFICATIONS

PROJECT DATE: X

PROJECT NUMBER: X

DRAWN BY: ##Name##

1G1.2

INSERT SPECS


NOT RELEASED FOR CONSTRUCTION

M. TODD ALBRITTON
ARCHITECT



202 EAST MAIN STREET
THOMASTON, GEORGIA
30286
PH 770-550-3275
mtoddalbrittonarchitect@gmail.com

COPYRIGHT:
THESE DESIGNS AND DRAWINGS AS INSTRUMENTS OF
SERVICE ARE THE PROPERTY OF THE ARCHITECT AND
SHALL NOT BE COPIED OR REUSED IN ANY FORM
WITHOUT THE WRITTEN PERMISSION OF THE
ARCHITECT.
THESE DRAWINGS SHALL BE USED ON THE ORIGINAL
PROJECT LOCATION ONLY AND SHALL NOT BE REUSED
AT OTHER LOCATIONS.



**NEW ADDITION &
RENOVATIONS
MORNINGSIDE
CHURCH**

1560 PEDRICK RD
TALLAHASSEE,
FLORIDA 32317

DD SET 10/20/25

MARK	DATE	DESCRIPTION
------	------	-------------

SHEET TITLE

SPECIFICATIONS

PROJECT DATE: X

PROJECT NUMBER: X


DRAWN BY: ##Name##

1G1.3

INSERT SPECS

NOT RELEASED FOR CONSTRUCTION

COPYRIGHT:
THESE DESIGNS AND DRAWINGS AS INSTRUMENTS OF
SERVICE ARE THE PROPERTY OF THE ARCHITECT AND
SHALL NOT BE COPIED OR REUSED IN ANY FORM
WITHOUT THE WRITTEN PERMISSION OF THE
ARCHITECT.
THESE DRAWINGS SHALL BE USED ON THE ORIGINAL
PROJECT LOCATION ONLY AND SHALL NOT BE REUSED
AT OTHER LOCATIONS.



NEW ADDITION &
RENOVATIONS
MORNINGSIDE
CHURCH
1560 PEDRICK RD
TALLAHASSEE,
FLORIDA 32317

DD SET 10/20/25

MARK	DATE	DESCRIPTION

SHEET TITLE

LIFE SAFETY - FIRST
FLOOR

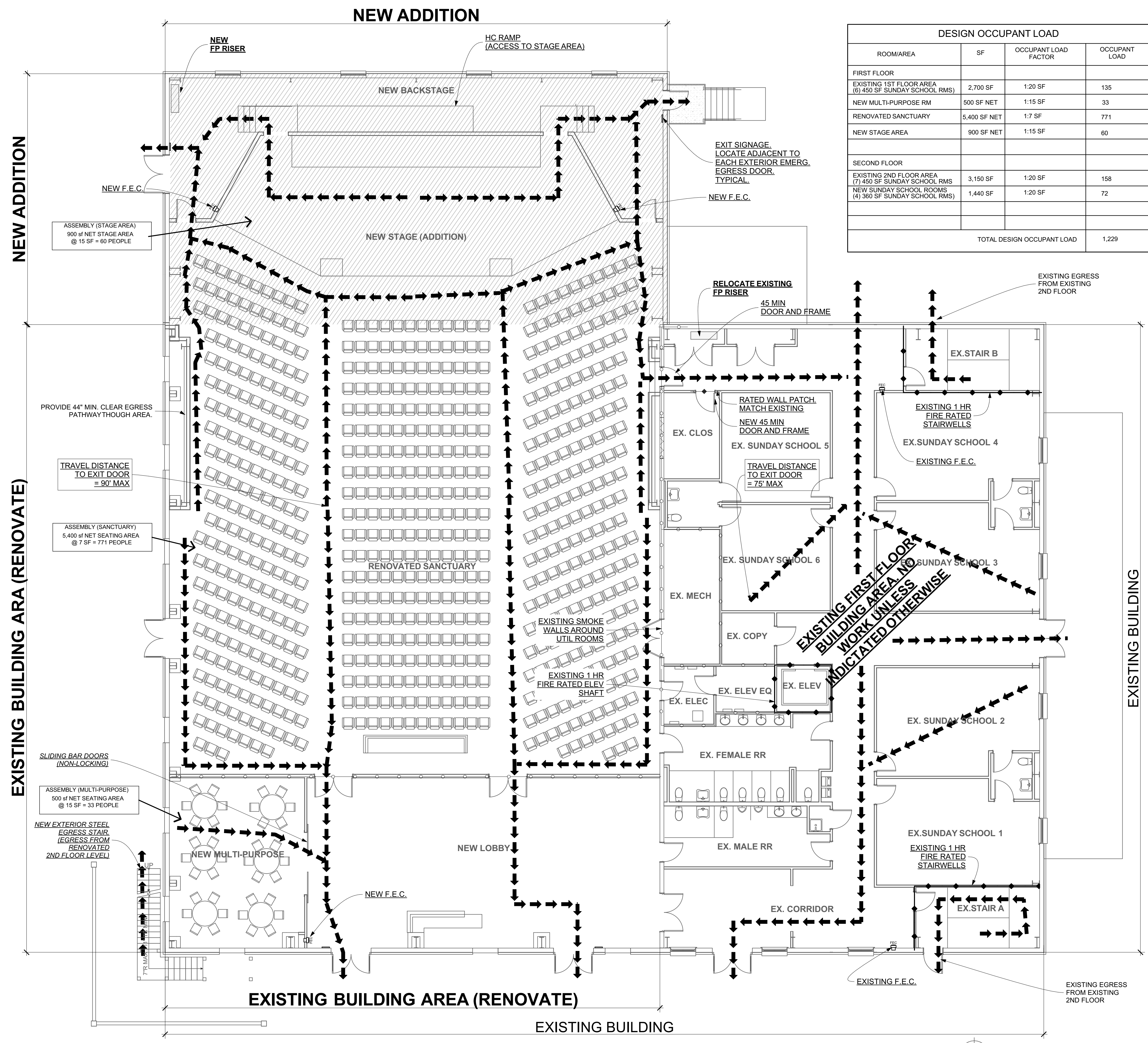
PROJECT DATE: X

PROJECT NUMBER: X

DRAWN BY: ##Name##

1LS.1

NOT RELEASED FOR CONSTRUCTION




DESIGN OCCUPANT LOAD			
ROOM/AREA	SF	OCCUPANT LOAD FACTOR	OCCUPANT LOAD
FIRST FLOOR			
EXISTING 1ST FLOOR AREA (6) 450 SF SUNDAY SCHOOL RMS	2,700 SF	1:20 SF	135
NEW MULTI-PURPOSE RM	500 SF NET	1:15 SF	33
RENOVATED SANCTUARY	5,400 SF NET	1:7 SF	771
NEW STAGE AREA	900 SF NET	1:15 SF	60
SECOND FLOOR			
EXISTING 2ND FLOOR AREA (7) 450 SF SUNDAY SCHOOL RMS	3,150 SF	1:20 SF	158
NEW SUNDAY SCHOOL ROOMS (4) 360 SF SUNDAY SCHOOL RMS	1,440 SF	1:20 SF	72
TOTAL DESIGN OCCUPANT LOAD			1,229

1 LIFE SAFETY PLAN - FIRST FLOOR
SCALE: 1/8" = 1'-0"



COPYRIGHT:
THESE DESIGNS AND DRAWINGS AS INSTRUMENTS OF
SERVICE ARE THE PROPERTY OF THE ARCHITECT AND
SHALL NOT BE COPIED OR REUSED IN ANY FORM
WITHOUT THE WRITTEN PERMISSION OF THE
ARCHITECT.
THESE DRAWINGS SHALL BE USED ON THE ORIGINAL
PROJECT LOCATION ONLY AND SHALL NOT BE REUSED
AT OTHER LOCATIONS.



NEW ADDITION &
RENOVATIONS
MORNINGSIDE
CHURCH

1560 PEDRICK RD
TALLAHASSEE,
FLORIDA 32317

DD SET 10/20/25

MARK	DATE	DESCRIPTION

SHEET TITLE

WALL TYPE

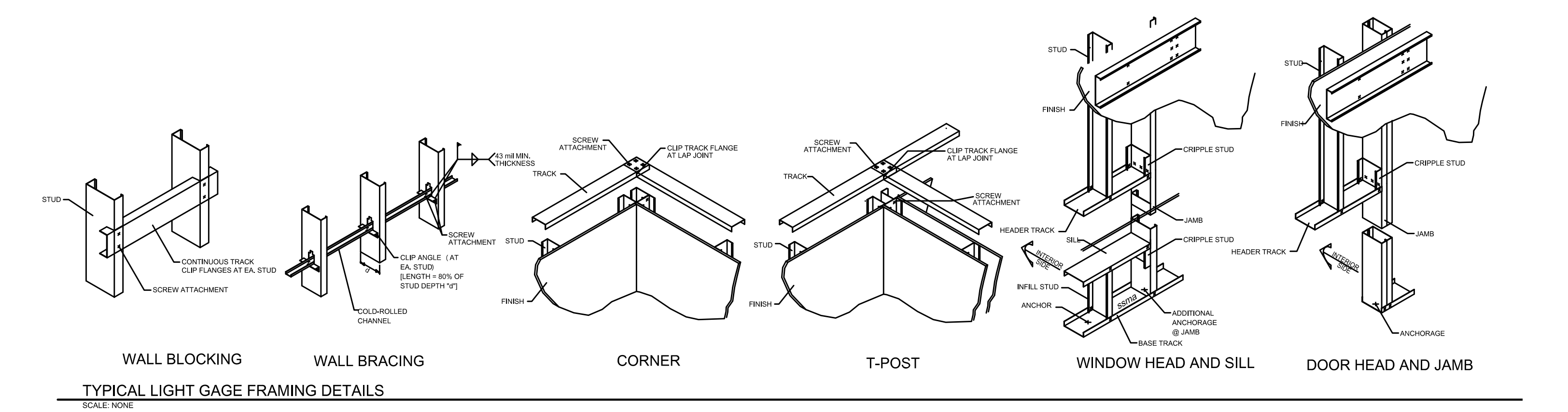
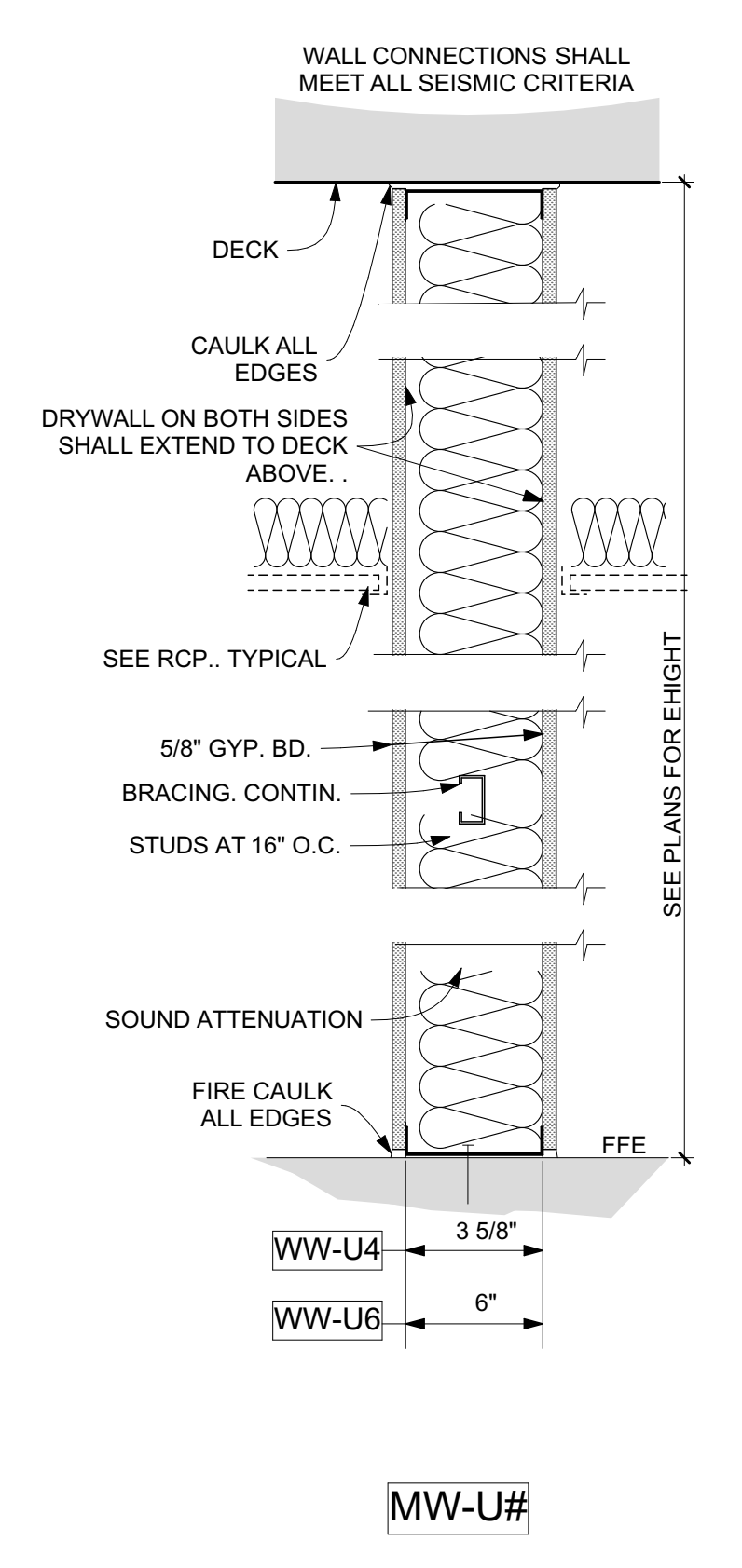
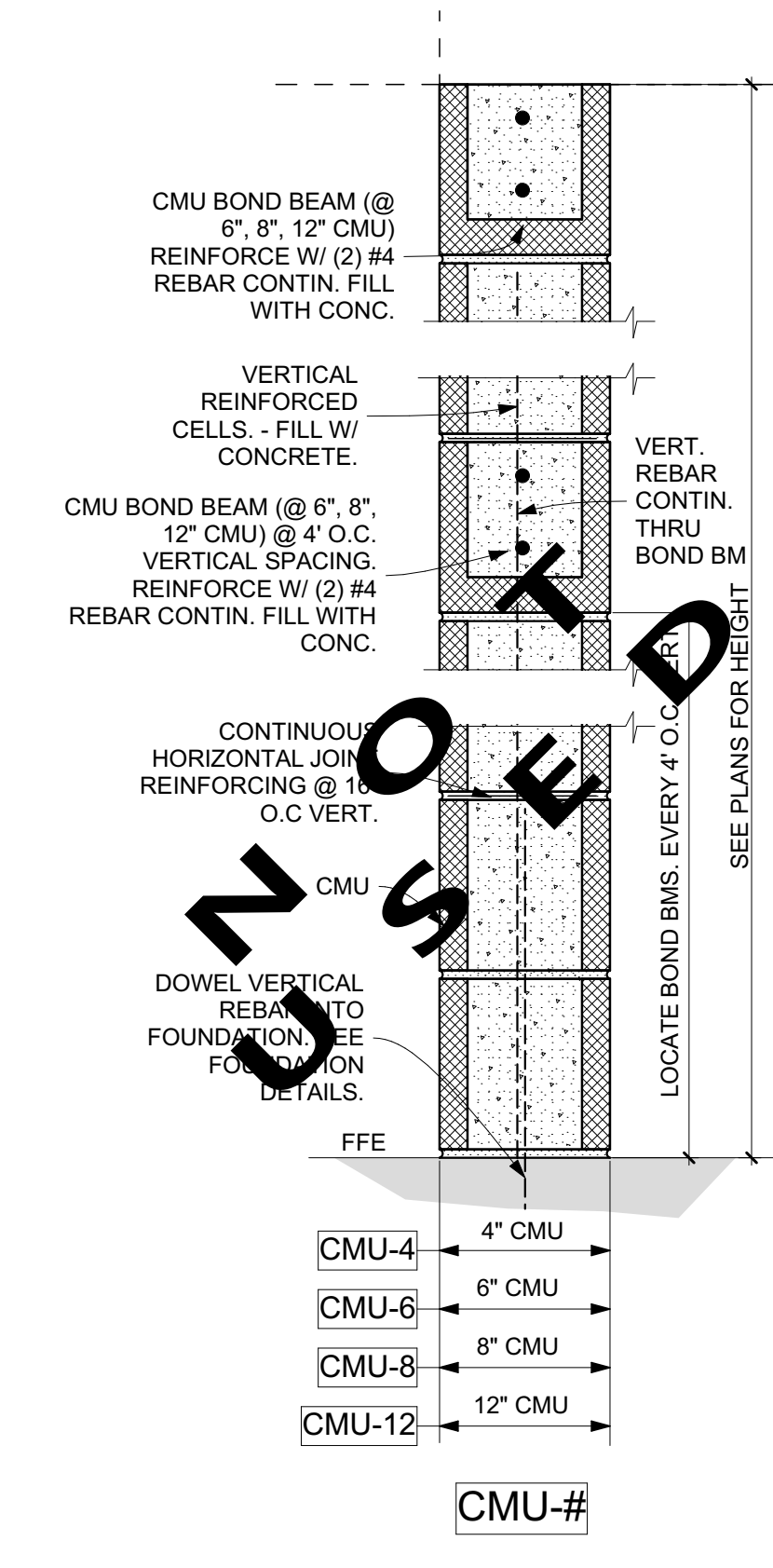
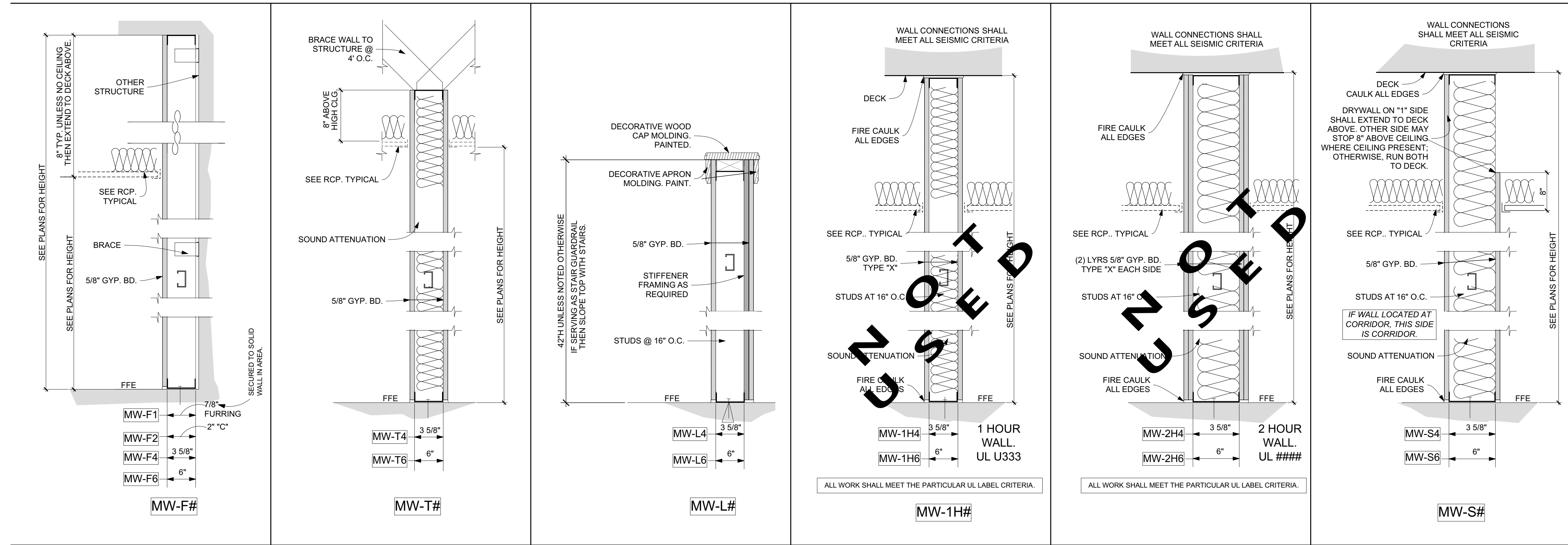
PROJECT DATE: X

PROJECT NUMBER: X

DRAWN BY: ##Name##

A0.1

LEGEND: INTERIOR WALL TYPES - LIGHT GAGE FRAMED



GENERAL NOTES:

- THE CONTRACTOR SHALL PROVIDE COMPLETE "DESIGN-BUILD" LIGHT GAGE FRAMING ASSEMBLIES. ALL LIGHT GAGE MEMBERS, CONNECTIONS, RELATED SUPPORTS AND FRAMING DETAILING SHALL BE DESIGNED BY A LICENSED STRUCTURAL ENGINEER EXPERIENCED IN LIGHT GAGE CONSTRUCTION TECHNIQUES AND HIRED BY THE CONTRACTOR OR HIS RELATED VENDOR.
- SOME WALL TYPES MAY NOT BE USED ON THIS PROJECT. SEE FLOOR PLAN FOR LOCATIONS.
- THESE WALL TYPE DETAILS ARE DIAGRAMMATICAL IN NATURE AND MAY VARY BASED ON ACTUAL FRAMING CONDITIONS. REFERENCE THE COMPLETE SET OF BUILDING PLANS AND COORDINATE SPECIFIC FRAMING CONDITIONS.
- REFERENCE PLANS FOR ALL CEILING, FLOOR, AND ROOF FRAMING ASSEMBLIES.
- PROVIDE ADDITIONAL FRAMING MEMBERS AS NEEDED FOR COMPLETE ASSEMBLY.
- NO WOOD FRAMING TO BE USED**


M. TODD ALBRITTON

ARCHITECT



202 EAST MAIN STREET
THOMASTON, GEORGIA
30286
PH 770-550-3275
mtoddalbrittonarchitect@gmail.com

COPYRIGHT:
THESE DESIGNS AND DRAWINGS AS INSTRUMENTS OF
SERVICE ARE THE PROPERTY OF THE ARCHITECT AND
SHALL NOT BE COPIED OR REUSED IN ANY FORM
WITHOUT THE WRITTEN PERMISSION OF THE
ARCHITECT.
THESE DRAWINGS SHALL BE USED ON THE ORIGINAL
PROJECT LOCATION ONLY AND SHALL NOT BE REUSED
AT OTHER LOCATIONS.



NEW ADDITION &
RENOVATIONS
MORNINGSIDE
CHURCH

1560 PEDRICK RD
TALLAHASSEE,
FLORIDA 32317

DD SET 10/20/25

MARK DATE DESCRIPTION

SHEET TITLE

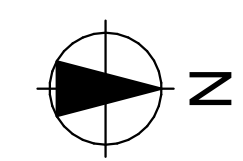
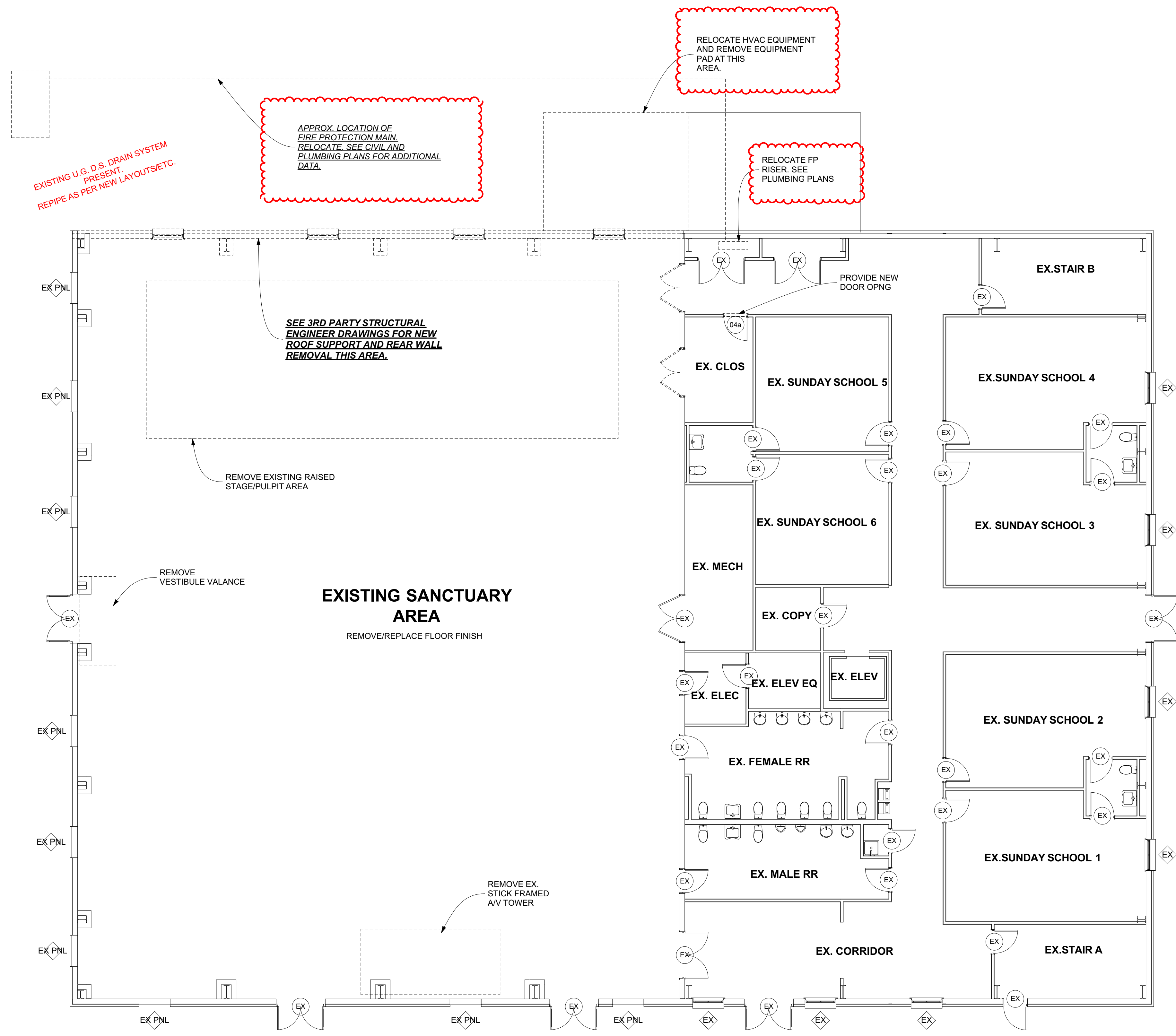
EXISTING/DEMOLITIO
N PLAN - FIRST
FLOOR

PROJECT DATE: X

PROJECT NUMBER: X

DRAWN BY: ##Name##

A1.A



1 DEMOLITION PLAN - FIRST FLOOR
SCALE: 1/8" = 1'-0"

PLOTTED 10/21/2025

NOT RELEASED FOR CONSTRUCTION


M. TODD ALBRITTON

ARCHITECT



202 EAST MAIN STREET
THOMASTON, GEORGIA
30286
PH 770-550-3275
mtoddalbrittonarchitect@gmail.com

COPYRIGHT:
THESE DESIGNS AND DRAWINGS AS INSTRUMENTS OF
SERVICE ARE THE PROPERTY OF THE ARCHITECT AND
SHALL NOT BE COPIED OR REUSED IN ANY FORM
WITHOUT THE WRITTEN PERMISSION OF THE
ARCHITECT.
THESE DRAWINGS SHALL BE USED ON THE ORIGINAL
PROJECT LOCATION ONLY AND SHALL NOT BE REUSED
AT OTHER LOCATIONS.



**NEW ADDITION &
RENOVATIONS
MORNINGSIDE
CHURCH**

1560 PEDRICK RD
TALLAHASSEE,
FLORIDA 32317

DD SET 10/20/25

MARK DATE DESCRIPTION

SHEET TITLE

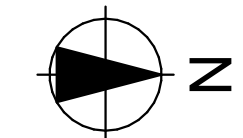
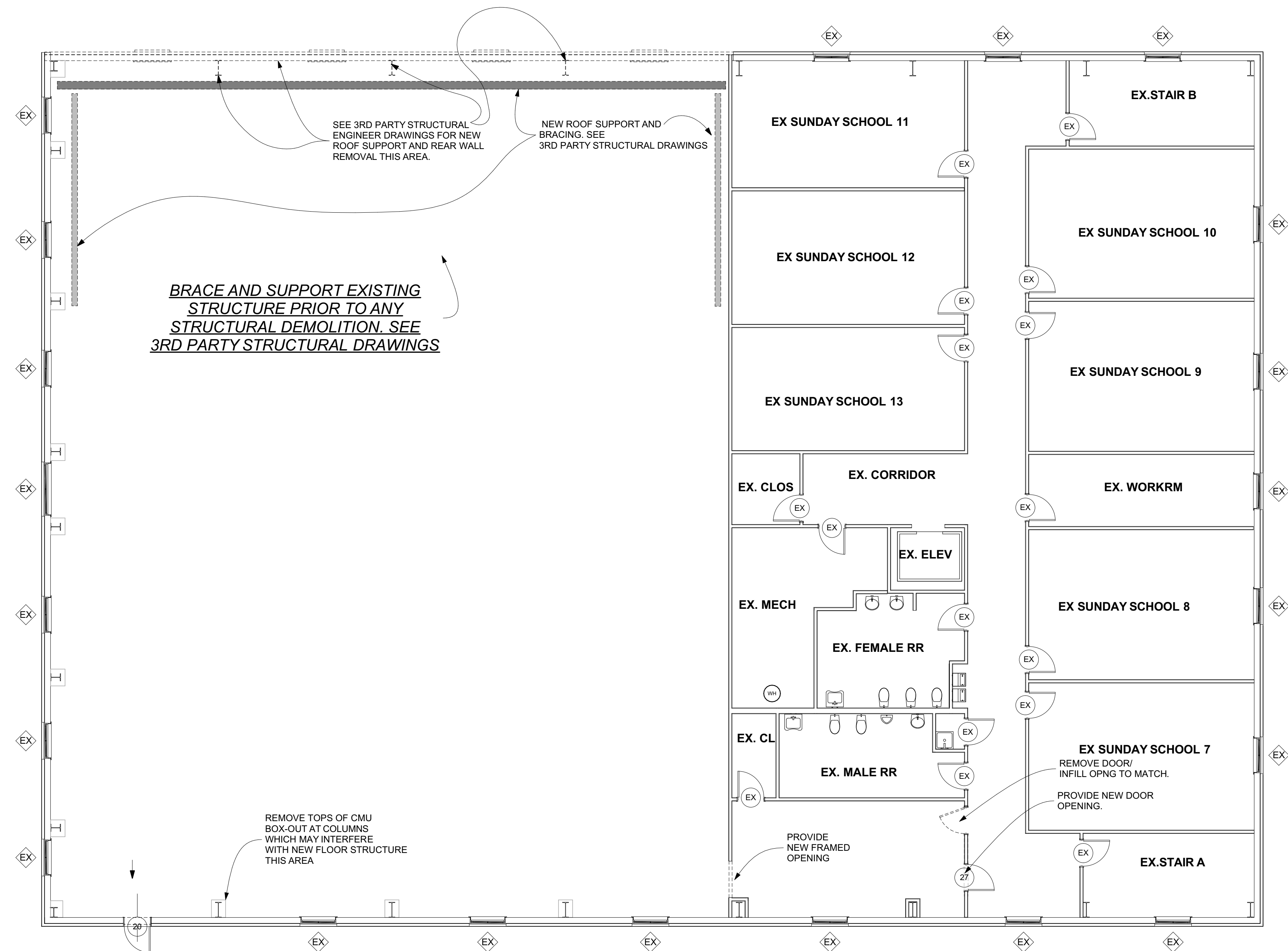
**EXISTING/DEMOLITIO
N PLAN - SECOND
FLOOR**

PROJECT DATE: X

PROJECT NUMBER: X

DRAWN BY: ##Name##

A1.B



1 DEMOLITION PLAN - SECOND FLOOR
SCALE: 1/8" = 1'-0"

PLOTTED 10/21/2025

NOT RELEASED FOR CONSTRUCTION



NEW ADDITION & RENOVATIONS
MORNINGSIDE CHURCH

1560 PEDRICK RD
TALLAHASSEE,
FLORIDA 32317

DD SET 10/20/25

MARK	DATE	DESCRIPTION

SHEET TITLE

NEW OVERALL FLOOR
PLAN - FIRST FLOOR

PROJECT DATE: X

PROJECT NUMBER: X

DRAWN BY: ##Name##

A1.1

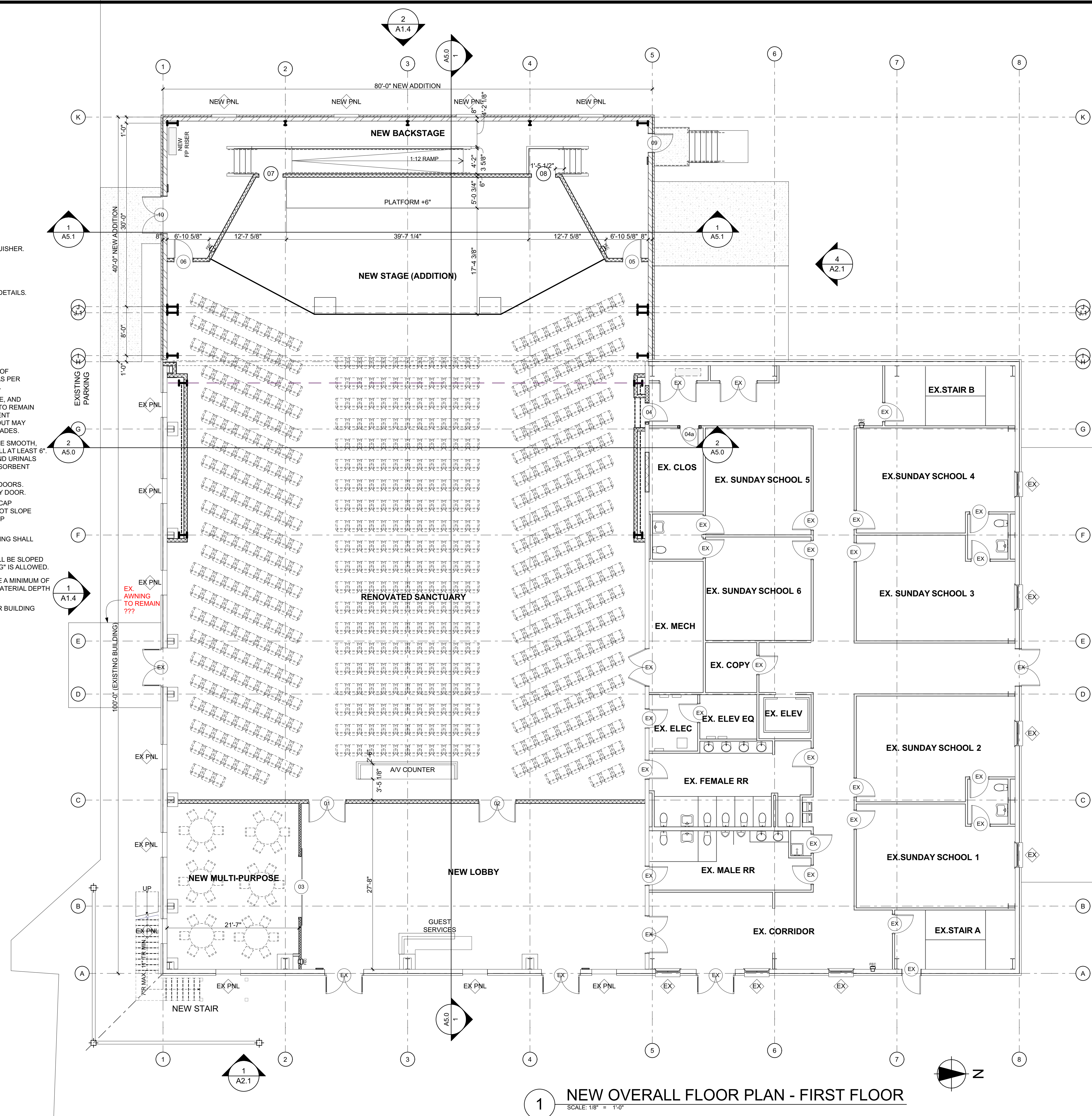
NOT RELEASED FOR CONSTRUCTION

FLOOR PLAN LEGEND:

- 10 LB FIRE EXTINGUISHER WITH WALL BRACKET.
- FIRE EXTINGUISHER CABINET WITH 10 LB FIRE EXTINGUISHER.
- DOOR ID. SEE DOOR SCHEDULE
- WINDOW ID. SEE WINDOW SCHEDULE.
- H.C. HANDICAP ACCESSIBLE ITEM. SEE TYPICAL HANDICAP DETAILS.
- W#-## WALL TYPE ID. SEE WALL TYPE SCHEDULE.
- R## PLAN KEY NOTE. SEE RELATED SCHEDULE.
- D## DEMOLITION KEY NOTE. SEE RELATED SCHEDULE.

TYPICAL NOTES:

- A. ALL DIMENSIONS ARE GIVEN TO FACE OF STUD, CENTERLINE OF COLUMN, OUTSIDE FACE OF PEMB STEEL, OR FACE OF CMU AS PER CONDITIONS PRESENT. TYPICAL UNLESS NOTED OTHERWISE.
- B. BOX-OUT ALL EXPOSED COLUMNS, BEAMS, MISC. STRUCTURE, AND UTILITY ITEMS LOCATED IN FINISHED AREAS UNLESS NOTED TO REMAIN EXPOSED. MINIMIZE FOOTPRINT OF BOX-OUT. MATCH ADJACENT CONSTRUCTION. THE FULL EXTENT OF ITEMS TO BE BOXED OUT MAY NOT BE SHOWN ON THIS PLAN. COORDINATE WITH OTHER TRADES.
- C. THE FLOORS IN ALL RESTROOMS, BATHROOMS, ETC. SHALL BE SMOOTH, HARD NON-ABSORBENT SURFACES THAT EXTENDS ONTO WALL AT LEAST 6". THE WALLS WITHIN 2' OF SERVICE SINKS, WATER CLOSETS AND URINALS FOR HEIGHT OF 4" ABOVE FLOOR SHALL BE SMOOTH NON-ABSORBENT SURFACE.
- D. ALL ENTRIES SHALL BE "FLUSH" ENTRIES WITH NO STEPS AT DOORS. PROVIDE A MINIMUM 5'X5' FLAT LANDING EACH SIDE OF EVERY DOOR.
- E. PROVIDE HANDICAP ACCESSIBLE PATHWAY FROM THE HANDICAP PARKING AREA TO BUILDING ENTRY. SUCH PATHWAY SHALL NOT SLOPE MORE THAN 1:20 UNLESS A CODE COMPLIANT HANDICAP RAMP ASSEMBLY IS PROVIDED.
- F. ALL EXTERIOR STOOPS AND SIDEWALKS WHICH ABUTT BUILDING SHALL BE SLOPED 1/4" PER FT MINIMUM AWAY FROM BUILDING.
- G. ALL EXTERIOR GRADES, LANDSCAPE BEDS, AND PAVING SHALL BE SLOPED FOR POSITIVE DRAINAGE AWAY FROM BUILDING. NO "POOLING" IS ALLOWED.
- H. FINISHED LANDSCAPED GRADES AROUND BUILDING SHALL BE A MINIMUM OF 8" BELOW SLAB ON GRADE FFE. ALLOW FOR LANDSCAPING MATERIAL DEPTH WHEN ESTABLISHING SUBGRADE AROUND BUILDING.
- I. REFERENCE SITE PLANS/CIVIL DOCUMENTS (BY OTHERS) FOR BUILDING ORIENTATION AND SITEWORK DATA.



1 NEW OVERALL FLOOR PLAN - FIRST FLOOR
SCALE: 1/8" = 1'-0"

COPYRIGHT:
 THESE DESIGNS AND DRAWINGS AS INSTRUMENTS OF
 SERVICE ARE THE PROPERTY OF THE ARCHITECT AND
 SHALL NOT BE COPIED OR REUSED IN ANY FORM
 WITHOUT THE WRITTEN PERMISSION OF THE
 ARCHITECT.
 THESE DRAWINGS SHALL BE USED ON THE ORIGINAL
 PROJECT LOCATION ONLY AND SHALL NOT BE REUSED
 AT OTHER LOCATIONS.



**NEW ADDITION &
 RENOVATIONS
 MORNINGSIDE
 CHURCH**
 1560 PEDRICK RD
 TALLAHASSEE,
 FLORIDA 32317

DD SET 10/20/25

MARK	DATE	DESCRIPTION

SHEET TITLE

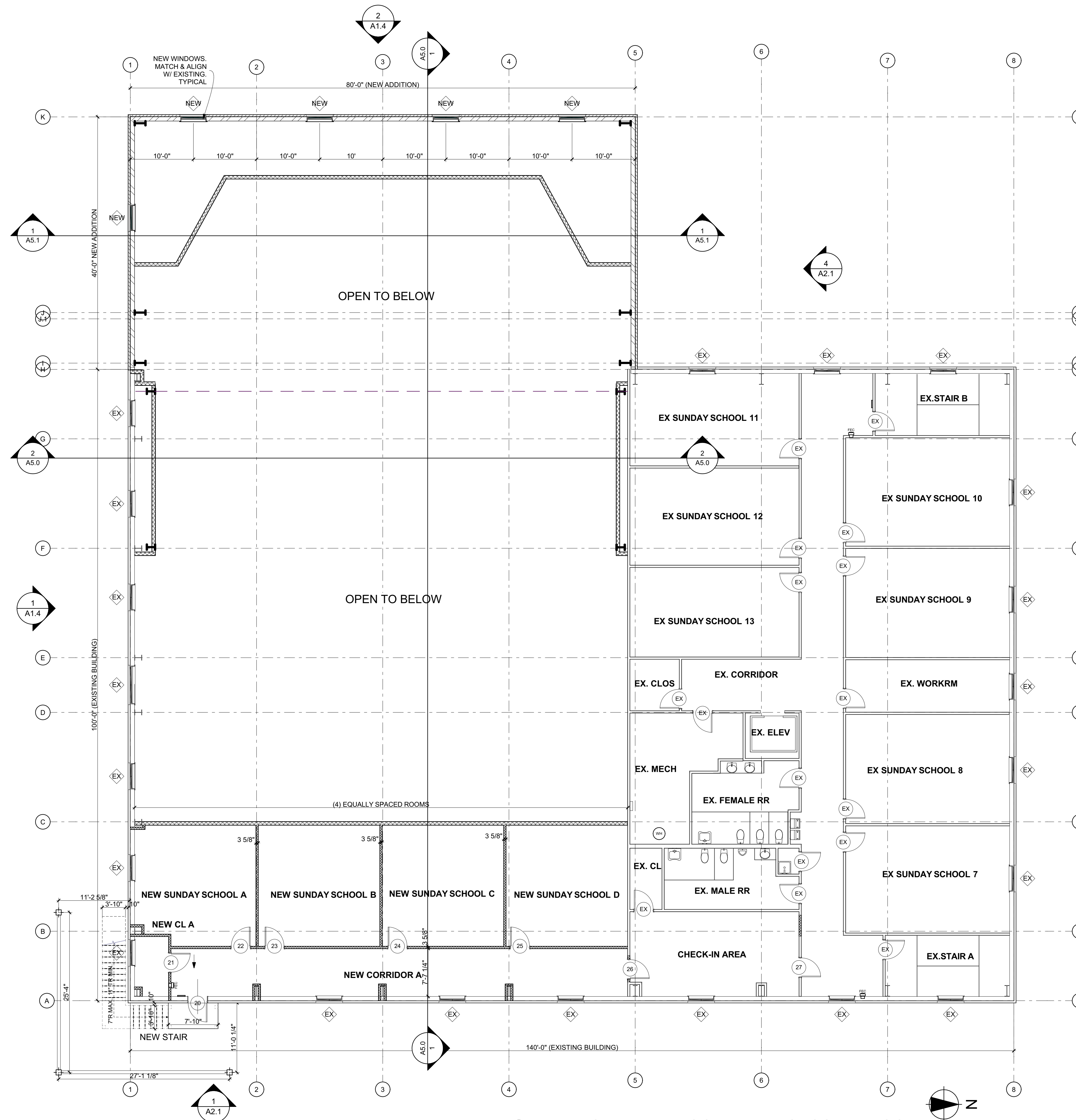
**NEW OVERALL FLOOR
 PLAN - SECOND
 FLOOR**

PROJECT DATE: X

PROJECT NUMBER: X


DRAWN BY: ##Name##

A1.2



1 NEW OVERALL FLOOR PLAN - SECOND FLOOR
 SCALE: 1/8" = 1'-0"

NOT RELEASED FOR CONSTRUCTION



**NEW ADDITION &
 RENOVATIONS
 MORNINGSIDE
 CHURCH**

1560 PEDRICK RD
 TALLAHASSEE,
 FLORIDA 32317

DD SET 10/20/25

MARK	DATE	DESCRIPTION

SHEET TITLE

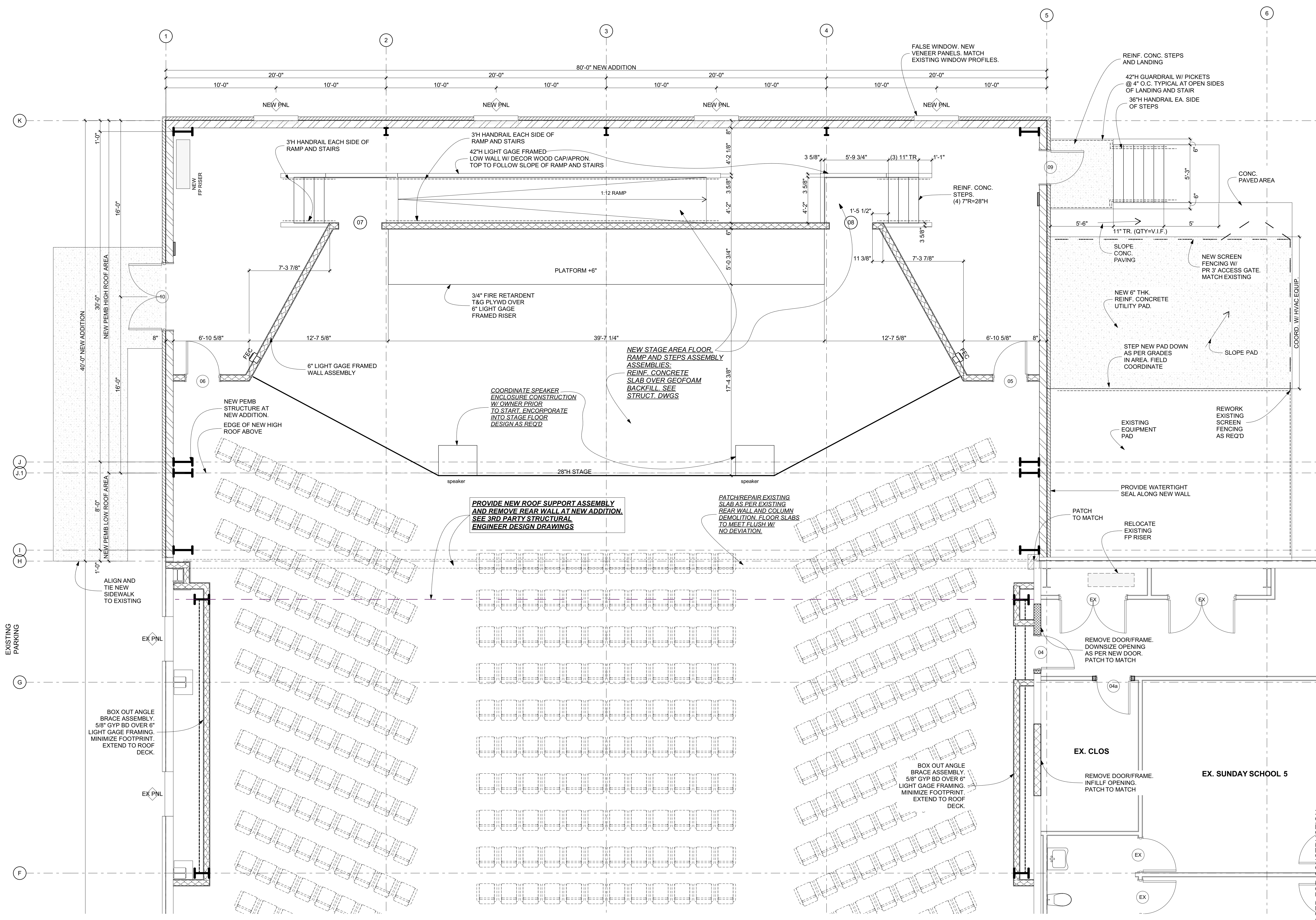
**ENLARGED PLAN -
 NEW ADDITON**

PROJECT DATE: X

PROJECT NUMBER: X

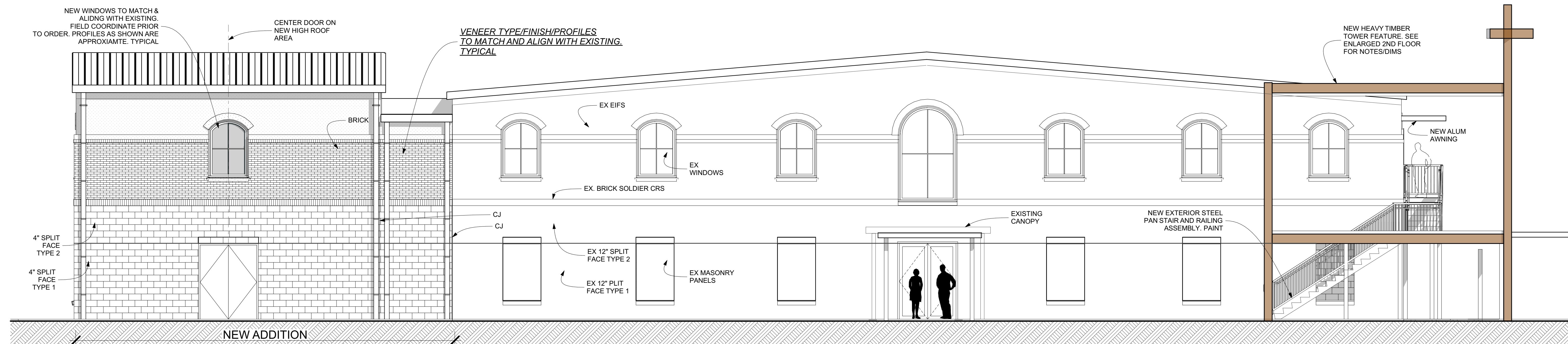
DRAWN BY: ##Name##

A1.3A



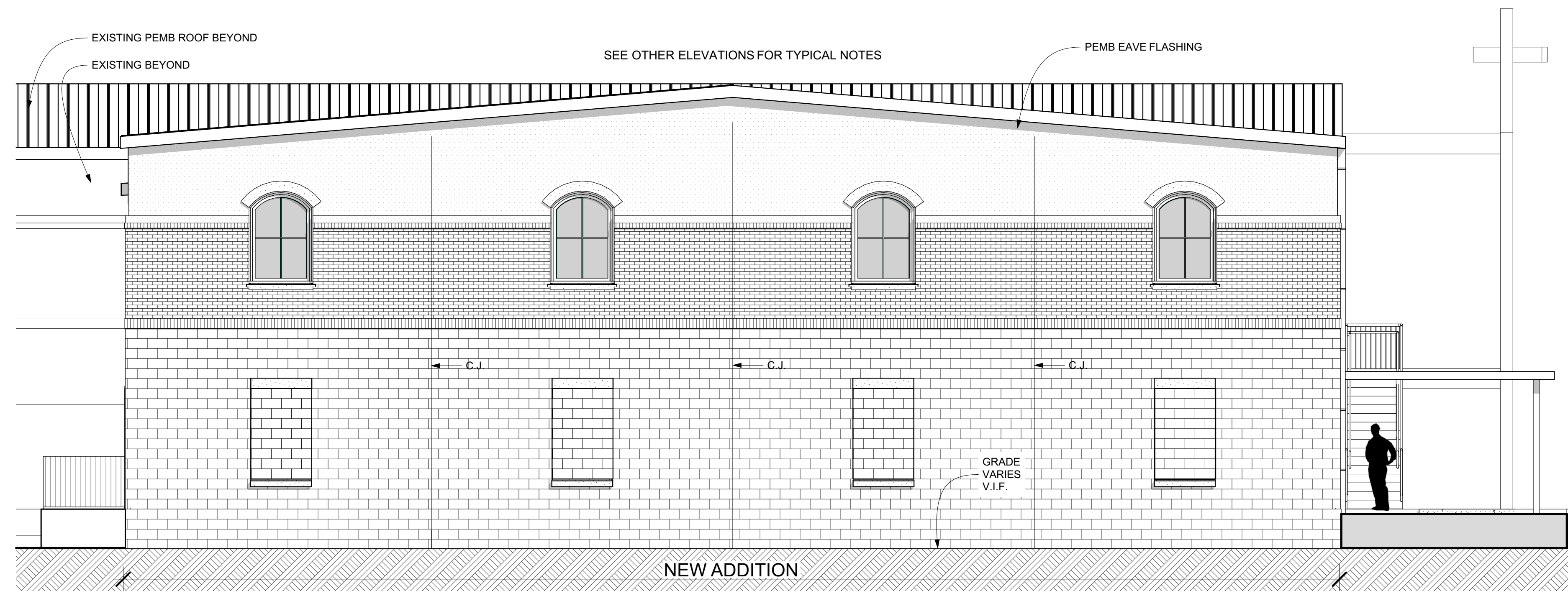
1 ENLARGED FLOOR PLAN - NEW ADDITION
 SCALE: 1/4" = 1'-0"

NOT RELEASED FOR CONSTRUCTION



1 FRONT ELEVATION
SCALE: 3/16" = 1'-0"

OPP SIDE SIMILAR




2 SIDE ELEVATION
SCALE: 3/16" = 1'-0"

M. TODD ALBRITTON

ARCHITECT

202 EAST MAIN STREET
THOMASTON, GEORGIA
30286
PH 770-550-3275
mtoddalbrittonarchitect@gmail.com

COPYRIGHT:
THESE DESIGNS AND DRAWINGS AS INSTRUMENTS OF
SERVICE ARE THE PROPERTY OF THE ARCHITECT AND
SHALL NOT BE COPIED OR REUSED IN ANY FORM
WITHOUT THE WRITTEN PERMISSION OF THE
ARCHITECT.
THESE DRAWINGS SHALL BE USED ON THE ORIGINAL
PROJECT LOCATION ONLY AND SHALL NOT BE REUSED
AT OTHER LOCATIONS.



NEW ADDITION &
RENOVATIONS
MORNINGSIDE
CHURCH

1560 PEDRICK RD
TALLAHASSEE,
FLORIDA 32317

DD SET 10/20/25

MARK	DATE	DESCRIPTION

SHEET TITLE

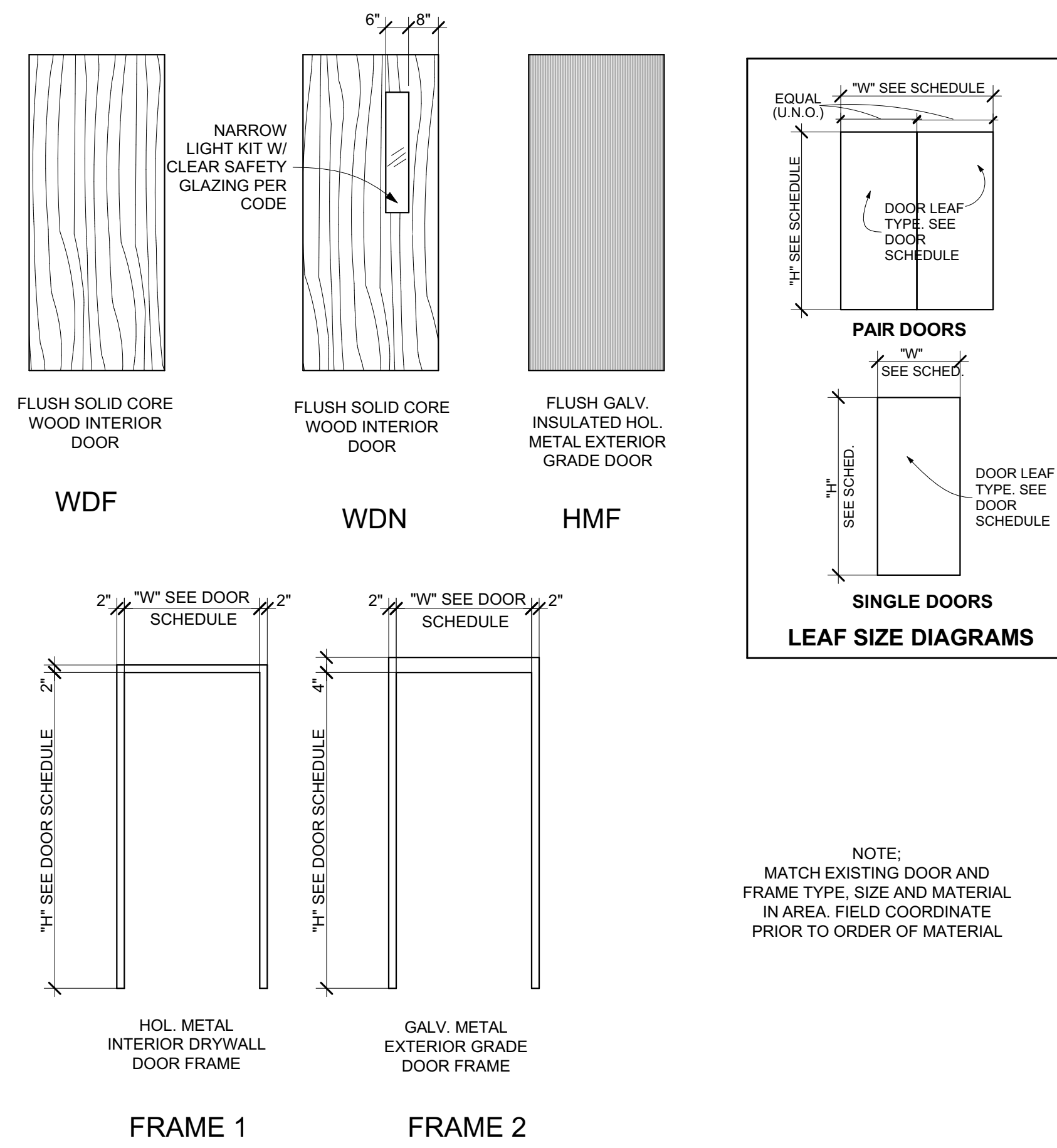
ELEVATIONS

PROJECT DATE: X

PROJECT NUMBER: X

DRAWN BY: ##Name##

A1.4



NOTE:
MATCH EXISTING DOOR AND
FRAME TYPE, SIZE AND MATERIAL
IN AREA. FIELD COORDINATE
PRIOR TO ORDER OF MATERIAL

DOOR LEAF AND DOOR FRAME TYPE ELEVATIONS:

NOTE: SOME ITEMS MAY NOT BE USED ON THIS JOB.

DOOR HARDWARE SCHEDULE:

SOME HARDWARE SETS MAY NOT BE USED ON THIS JOB.

INTERIOR

LP-E INTERIOR PERSONNEL EGRESS (LOCKING)
KEYED LEVER ENTRY SET, DEADBOLT, 3 HINGES, STRIKE, KICKPLATE, CLOSER, SILENCERS.

LP-EE INTERIOR PERSONNEL EMERGENCY EGRESS (NON-LOCKING)
LEVER ENTRY SET, 3 HINGES, STRIKE, CLOSER, SILENCERS, PANIC DEVICE

LCLOS INTERIOR CLOSET
KEYED LEVER ENTRY SET, 3 HINGES, STRIKE, SILENCERS, STOP.
(LOCK TO DISENGAGE WHEN LEVER ACTIVATED FROM INTERIOR. DOOR SHALL NOT LOCK AUTOMATICALLY AT CLOSING)

LSTOR INTERIOR STORAGE ROOM
KEYED LEVER ENTRY SET, 3 HINGES, STRIKE, CLOSER, SILENCERS, STOP.
(LOCK TO DISENGAGE WHEN LEVER ACTIVATED FROM INTERIOR. DOOR SHALL NOT LOCK AUTOMATICALLY AT CLOSING)

LPASS-E INTERIOR PASSAGE EGRESS
PASSAGE LATCHING LEVER, 3 HINGES, STRIKE, SILENCERS, STOP.

LPASS-EE INTERIOR PASSAGE EMERGENCY EGRESS
PASSAGE LATCHING LEVER, 3 HINGES, STRIKE, SILENCERS, KICK PLATES, STOP, CLOSER.

LGR INTERIOR CLASSROOM
KEYED LEVER SET, 3 HINGES, STRIKE, SILENCERS, STOP.
(LOCK TO DISENGAGE WHEN LEVER ACTIVATED FROM INTERIOR)

EXTERIOR

E-P-EE EXTERIOR PERSONNEL EMERGENCY EGRESS
KEYED LEVER ENTRY LOCKSET, 3 HINGES, STRIKE, CLOSER, WEATHERSTRIP, SILENCERS, SWEEP,
METAL THRESHOLD, PANIC DEVICE (PANIC DEVICE TO DISENGAGE LOCKSET).

GENERAL NOTES:

- A. ANY PAIRS OF DOORS TO HAVE FLUSH BOLTS. ALLOW FOR TWO POINT LOCKING.
- B. WHERE KICK PLATES ARE INDICATED, PROVIDE (1) KICK PLATE ON BOTH SIDES OF THE DOOR.
- C. ANY EGRESS DOORS ALONG PATH OF TRAVEL SERVING 100 OR MORE PEOPLE SHALL BE EQUIPPED WITH A PANIC DEVICE AND CLOSER.
- D. PROVIDE WEATHERSTRIPPING, SWEEP AND CLOSER AT ALL EXTERIOR DOORS.
- E. SEE PLANS AND DOOR SCHEDULE FOR ANY FIRE RATED DOOR ASSEMBLIES.
- F. SEE DOOR SCHEDULE FOR ANY DOORS WITH ELECTRONIC ACCESS CONTROL MEASURES.

DOOR SCHEDULE								Remarks
DOOR ID	LEAF	Nominal W x H Size	THK.	Door Type	Frame Type	Hardware Set	Fire Rating	
01	Pair	6'-0" x 8'-0"						
02	Pair	6'-0" x 8'-0"						
03	Pair	10'-0" x 8'-0"						
04	Single	3'-0" x 8'-0"						
04a	Single	3'-0" x 8'-0"						
05	Single	3'-0" x 8'-0"						
06	Single	3'-0" x 8'-0"						
07	C.O.	4'-0" x 8'-0"						
08	C.O.	4'-0" x 8'-0"						
09	Single	3'-0" x 8'-0"						
10	Pair	6'-0" x 7'-10"						
20	Single	3'-0" x 7'-0"						
21	Single	3'-0" x 7'-0"						
22	Single	3'-0" x 7'-0"						
23	Single	3'-0" x 7'-0"						
24	Single	3'-0" x 7'-0"						
25	Single	3'-0" x 7'-0"						
26	Single	3'-0" x 7'-0"						
27	Single	3'-0" x 7'-0"						


M. TODD ALBRITTON

ARCHITECT



202 EAST MAIN STREET
THOMASTON, GEORGIA
30286
PH 770-550-3275
mtoddalbrittonarchitect@gmail.com

COPYRIGHT:
THESE DESIGNS AND DRAWINGS AS INSTRUMENTS OF
SERVICE ARE THE PROPERTY OF THE ARCHITECT AND
SHALL NOT BE COPIED OR REUSED IN ANY FORM
WITHOUT THE WRITTEN PERMISSION OF THE
ARCHITECT.
THESE DRAWINGS SHALL BE USED ON THE ORIGINAL
PROJECT LOCATION ONLY AND SHALL NOT BE REUSED
AT OTHER LOCATIONS.



NEW ADDITION &
RENOVATIONS
MORNINGSIDE
CHURCH

1560 PEDRICK RD
TALLAHASSEE,
FLORIDA 32317

DD SET 10/20/25

MARK DATE DESCRIPTION

SHEET TITLE

DOOR SCHEDULE


PROJECT DATE: X

PROJECT NUMBER: X

DRAWN BY: ##Name##

A3.2

COPYRIGHT:
THESE DESIGNS AND DRAWINGS AS INSTRUMENTS OF
SERVICE ARE THE PROPERTY OF THE ARCHITECT AND
SHALL NOT BE COPIED OR REUSED IN ANY FORM
WITHOUT THE WRITTEN PERMISSION OF THE
ARCHITECT.
THESE DRAWINGS SHALL BE USED ON THE ORIGINAL
PROJECT LOCATION ONLY AND SHALL NOT BE REUSED
AT OTHER LOCATIONS.



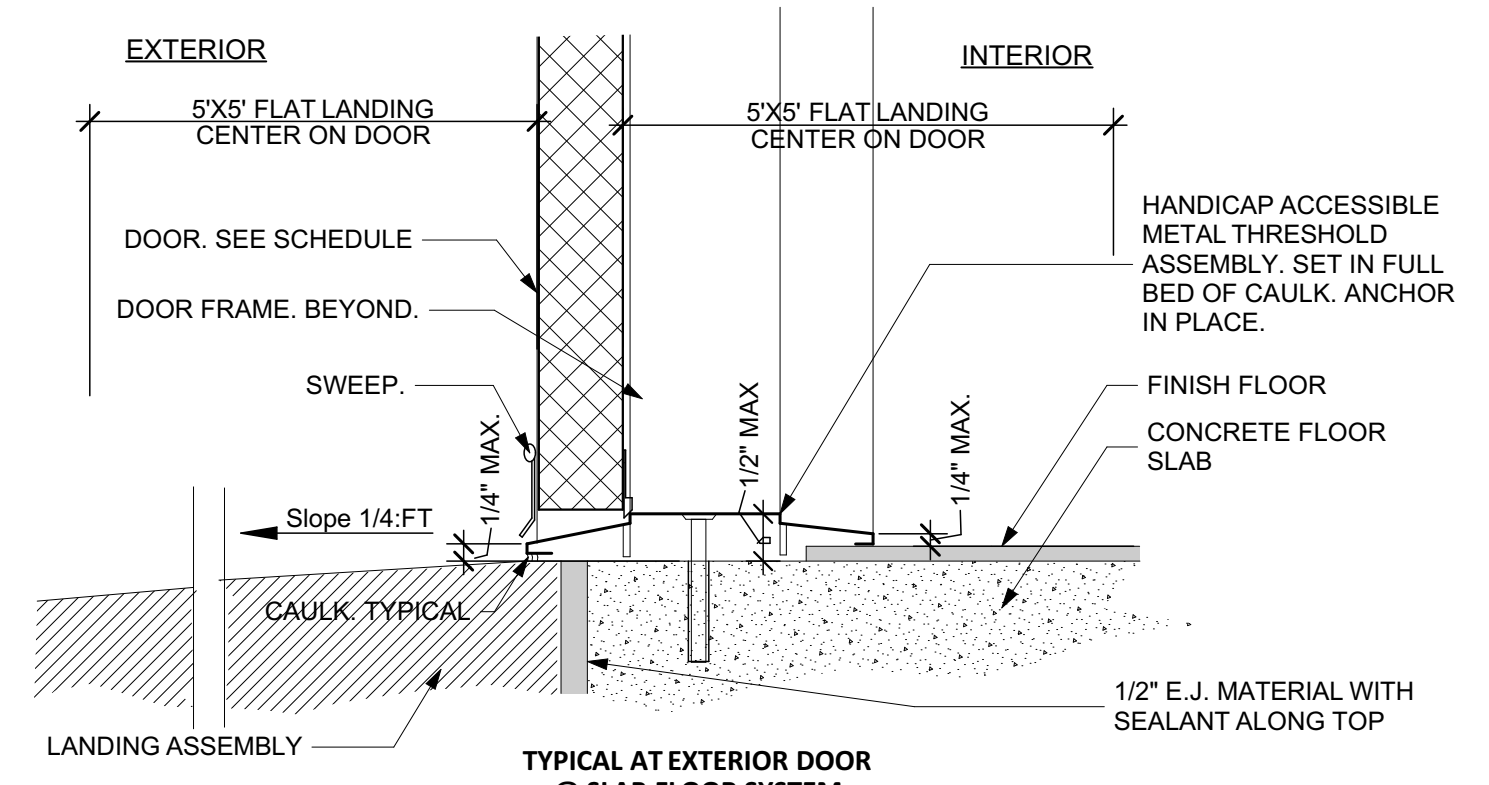
NEW ADDITION &
RENOVATIONS
MORNINGSIDE
CHURCH
1560 PEDRICK RD
TALLAHASSEE,
FLORIDA 32317

DD SET 10/20/25		
MARK	DATE	DESCRIPTION

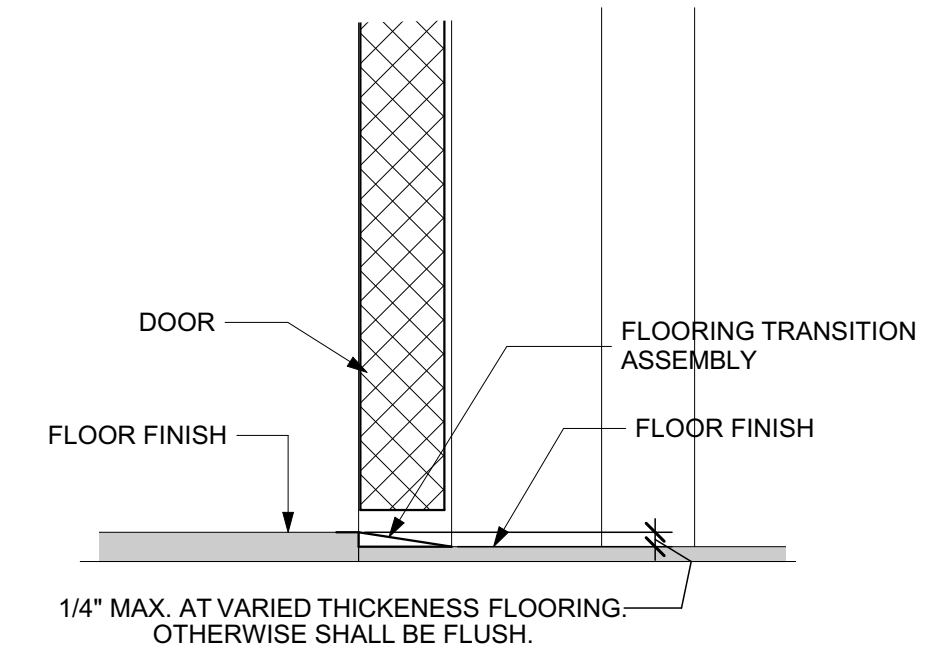
SHEET TITLE
**DOOR & WINDOW
DETAILS**

PROJECT DATE: X
PROJECT NUMBER: X
DRAWN BY: ##Name##

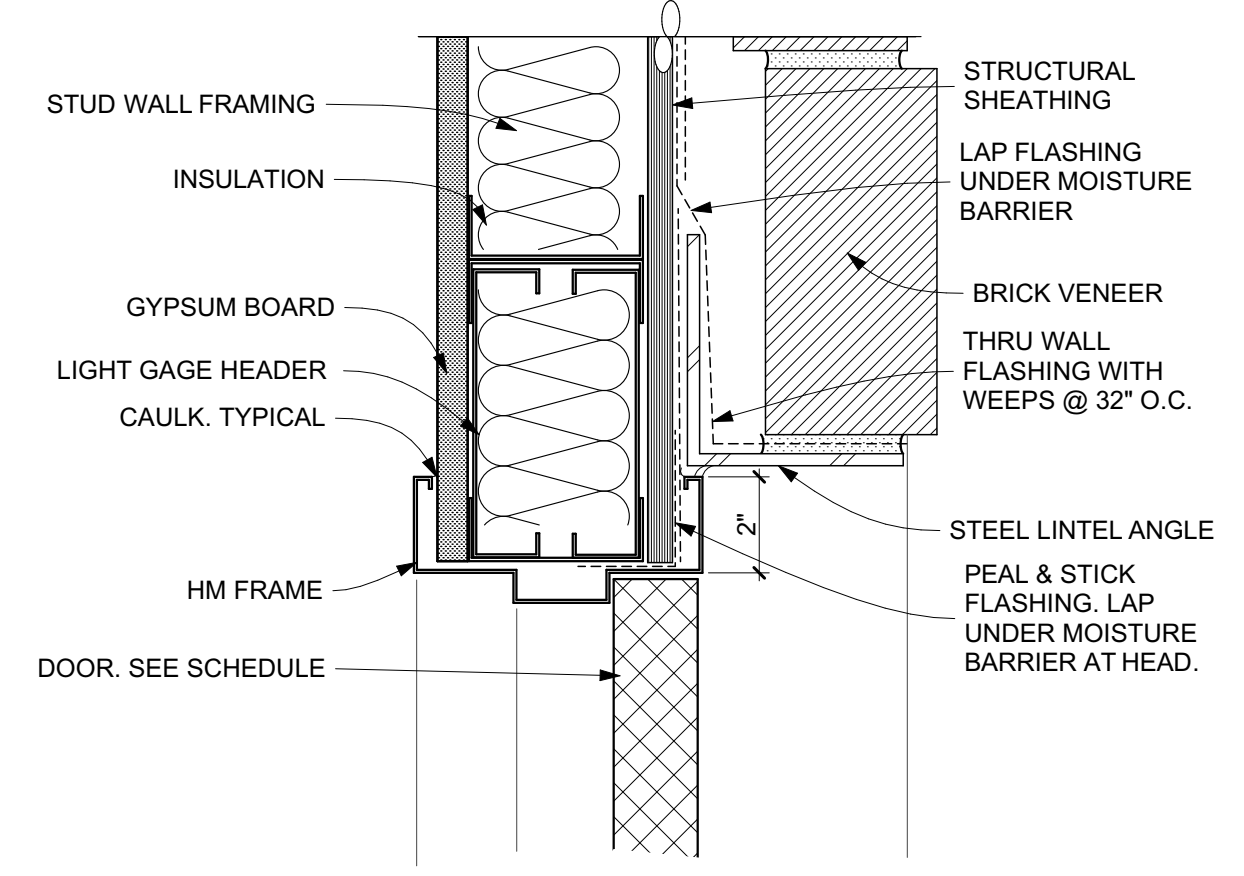
A4.1



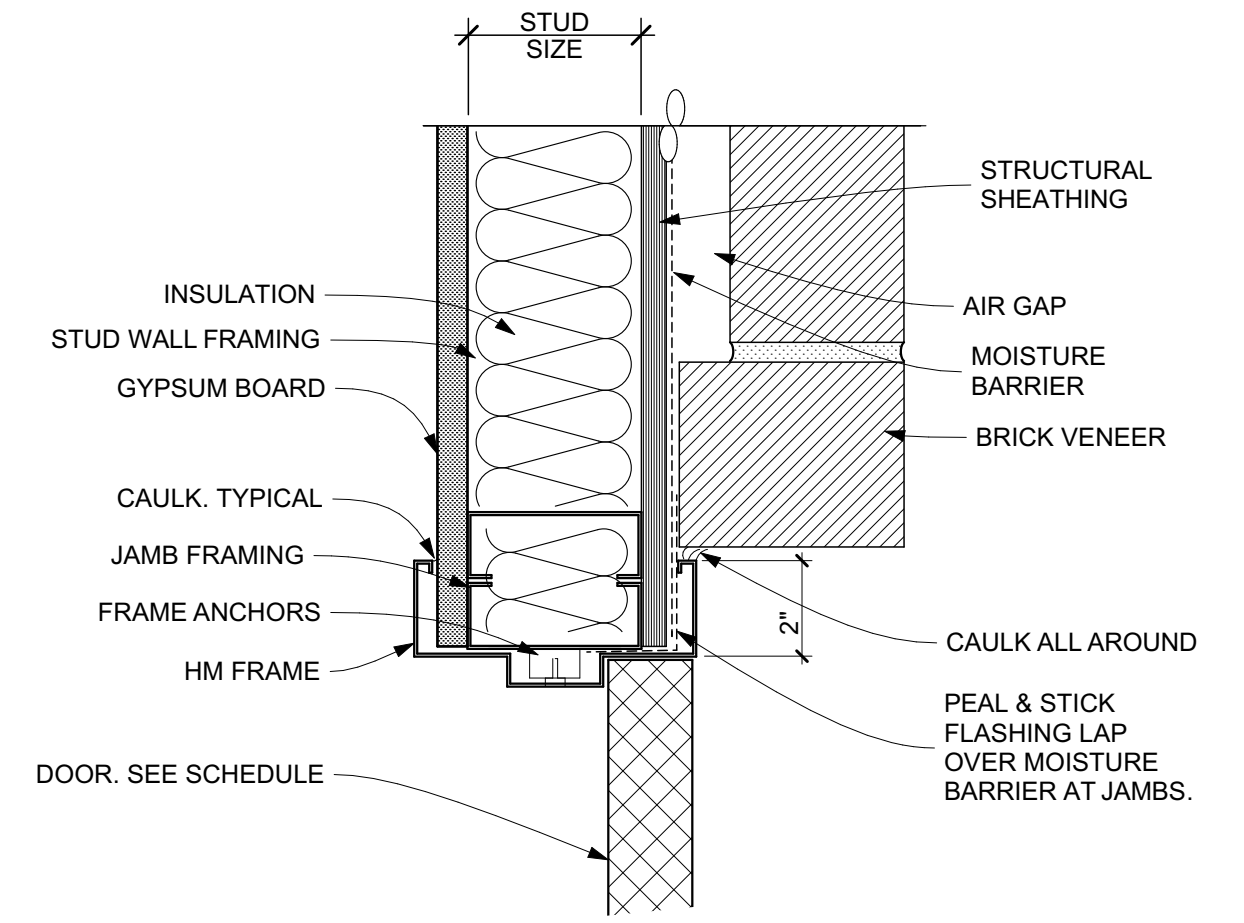
T1
THRESHOLD DETAIL
NO STEP-UPS ALLOWED.



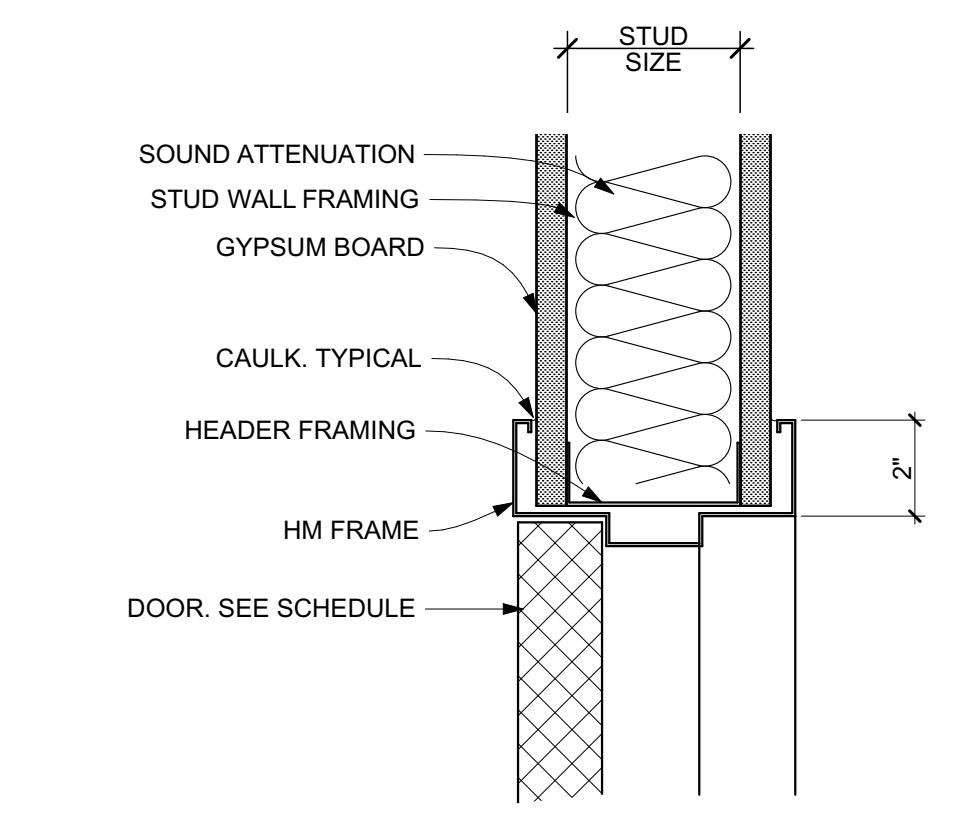
T2
THRESHOLD DETAIL
NOT TO SCALE



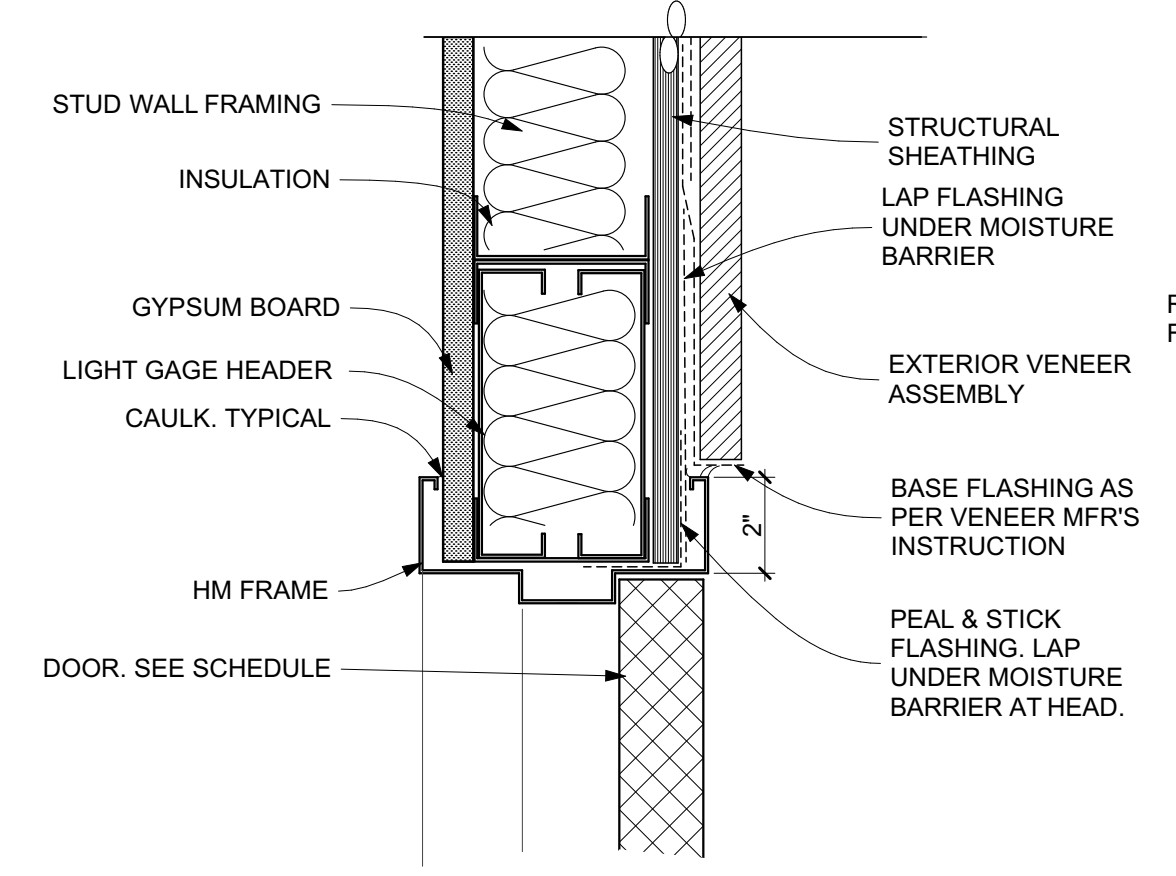
1
HEAD DETAIL
NOT TO SCALE



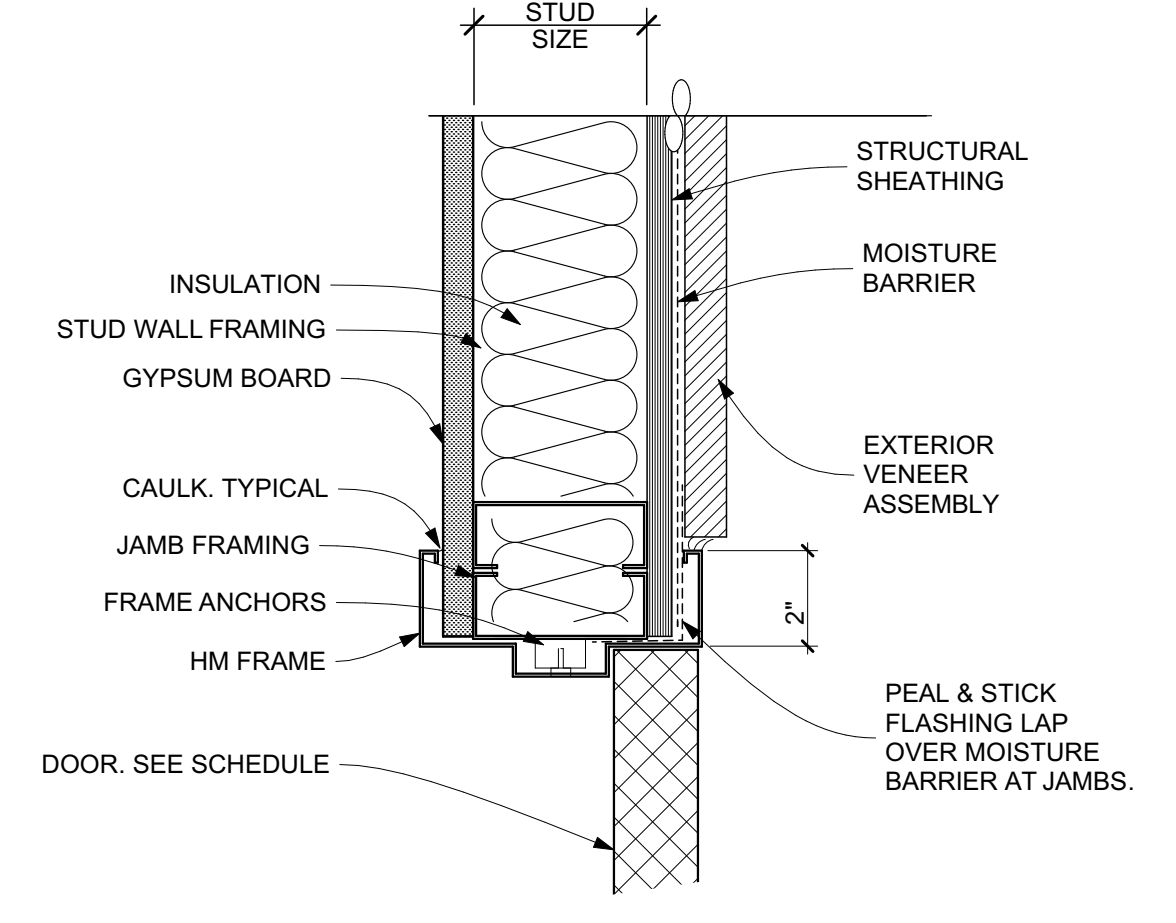
2
JAMB DETAIL
NOT TO SCALE



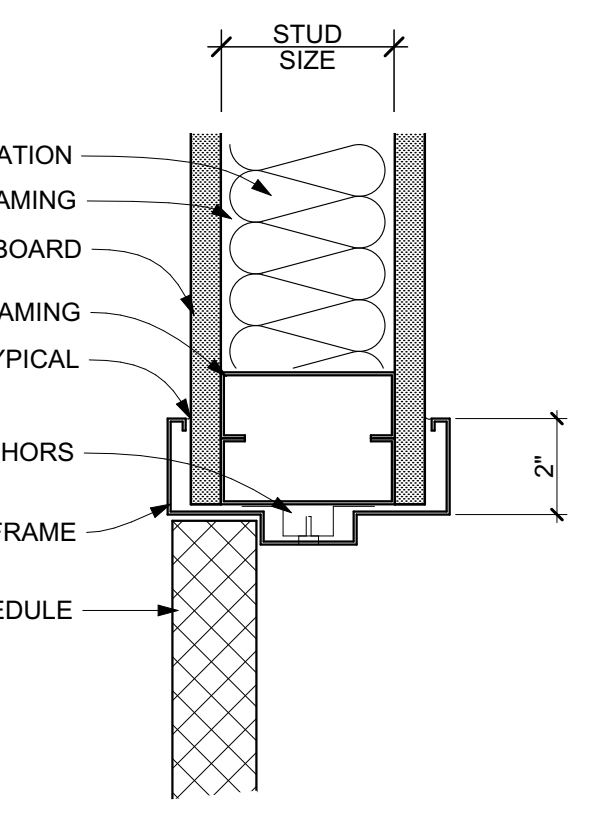
3
HEAD DETAIL
NOT TO SCALE



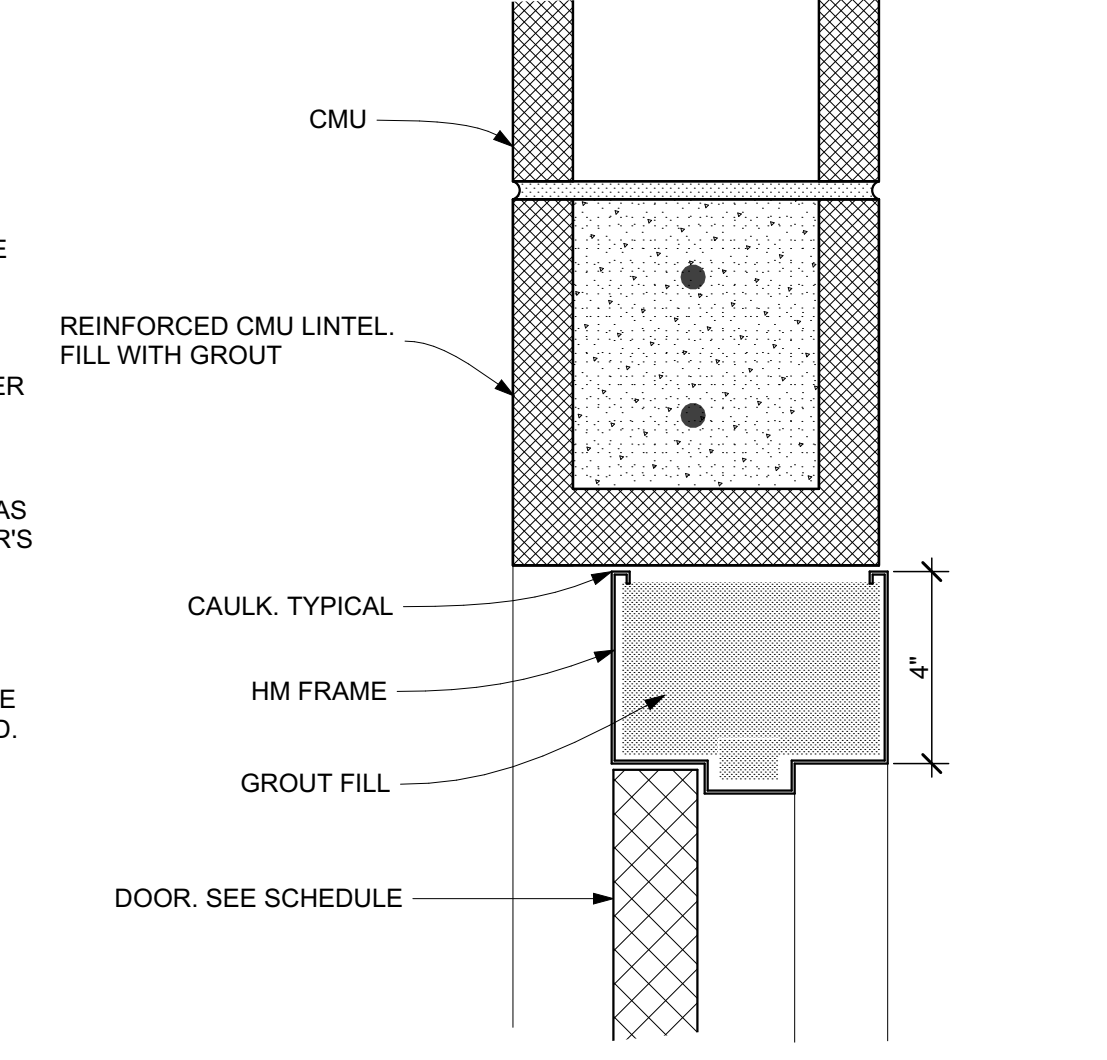
4
HEAD DETAIL
NOT TO SCALE



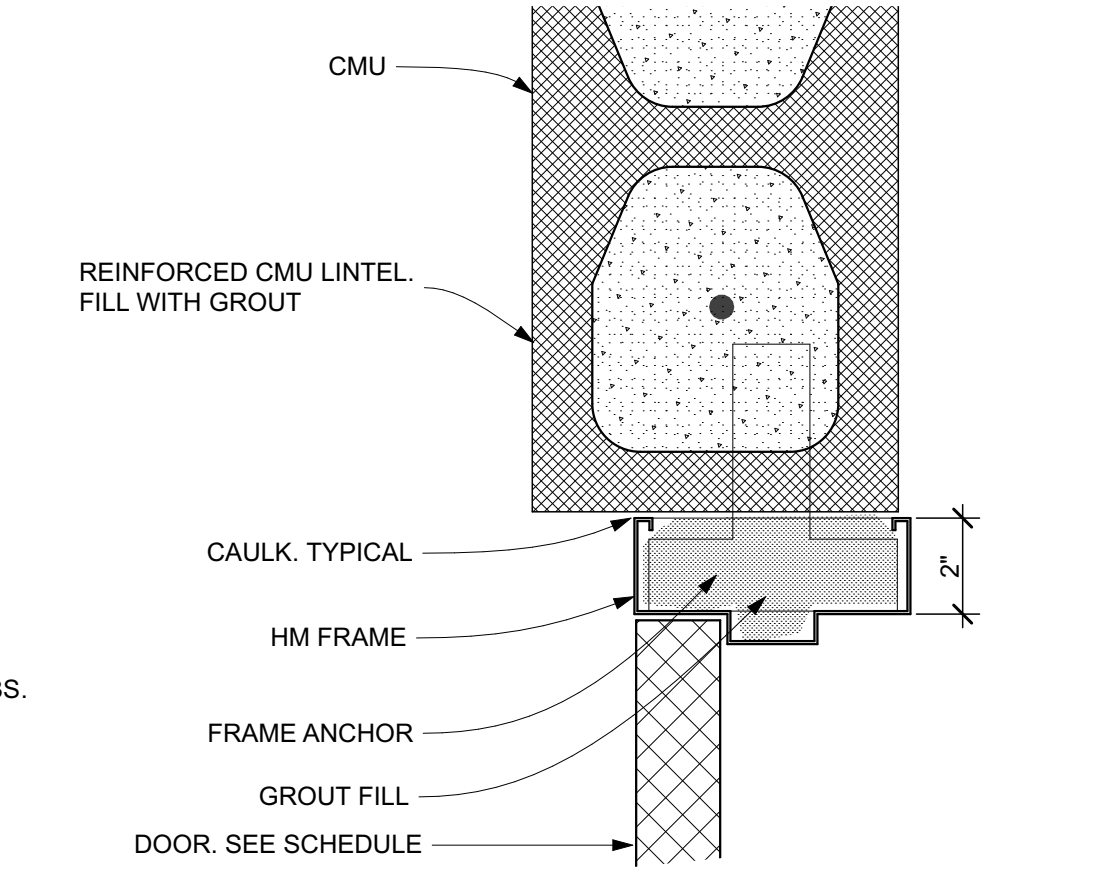
5
JAMB DETAIL
NOT TO SCALE



6
JAMB DETAIL
NOT TO SCALE



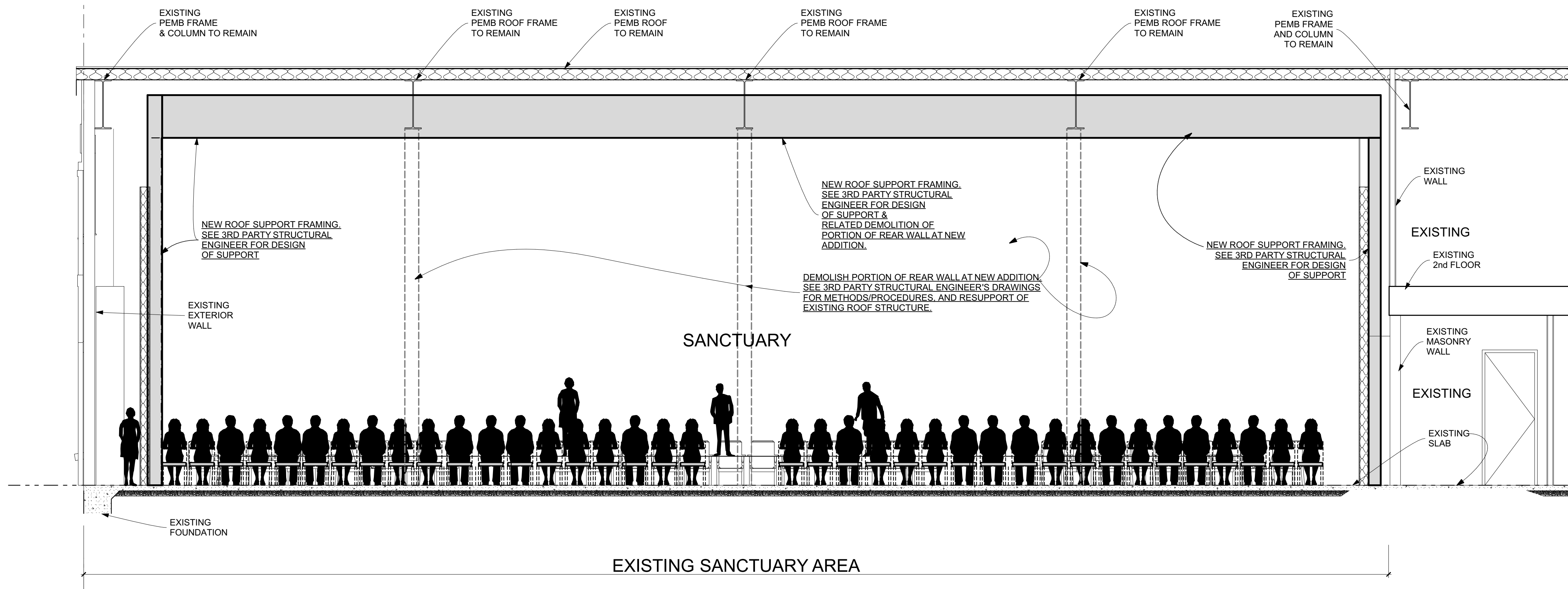
7
HEAD DETAIL
NOT TO SCALE



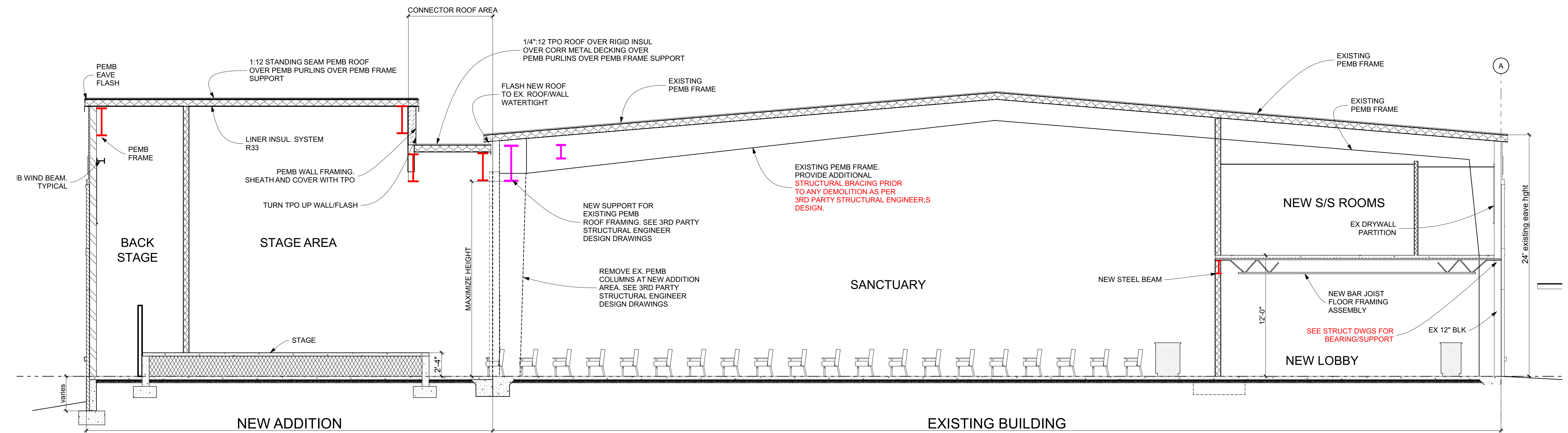
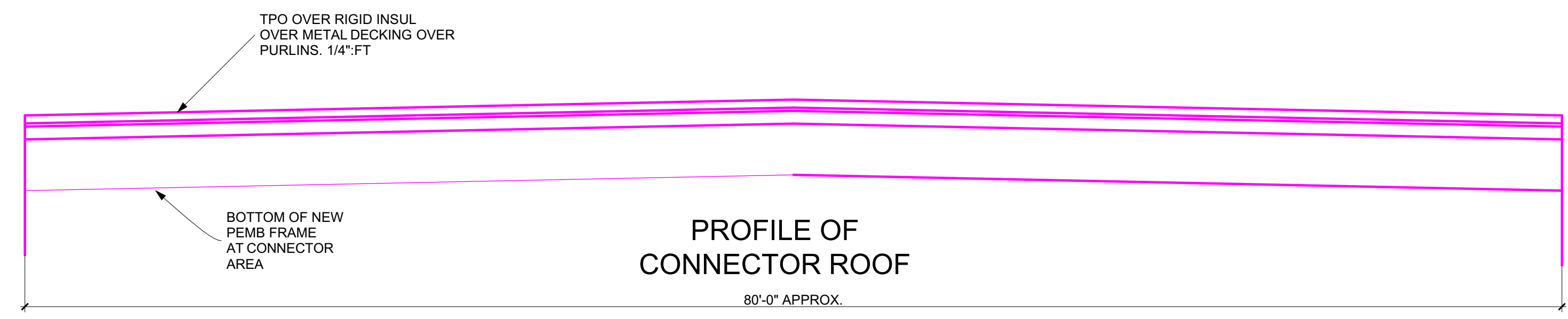
8
JAMB DETAIL
NOT TO SCALE

COORD??

NOT RELEASED FOR CONSTRUCTION




2 BUILDING SECTION
SCALE: 1/4" = 1'-0"



1 BUILDING SECTION
SCALE: 3/16" = 1'-0"

M. TODD ALBRITTON
ARCHITECT
202 EAST MAIN STREET
THOMASTON, GEORGIA
30286
PH 770-550-3275
mtoddalbrittonarchitect@gmail.com

COPYRIGHT: THESE DESIGNS AND DRAWINGS AS INSTRUMENTS OF SERVICE ARE THE PROPERTY OF THE ARCHITECT AND SHALL NOT BE COPIED OR REUSED IN ANY FORM WITHOUT THE WRITTEN PERMISSION OF THE ARCHITECT. THESE DRAWINGS SHALL BE USED ON THE ORIGINAL PROJECT LOCATION ONLY AND SHALL NOT BE REUSED AT OTHER LOCATIONS.



NEW ADDITION & RENOVATIONS
MORNINGSIDE CHURCH
1560 PEDRICK RD
TALLAHASSEE, FLORIDA 32317

DD SET 10/20/25		
MARK	DATE	DESCRIPTION

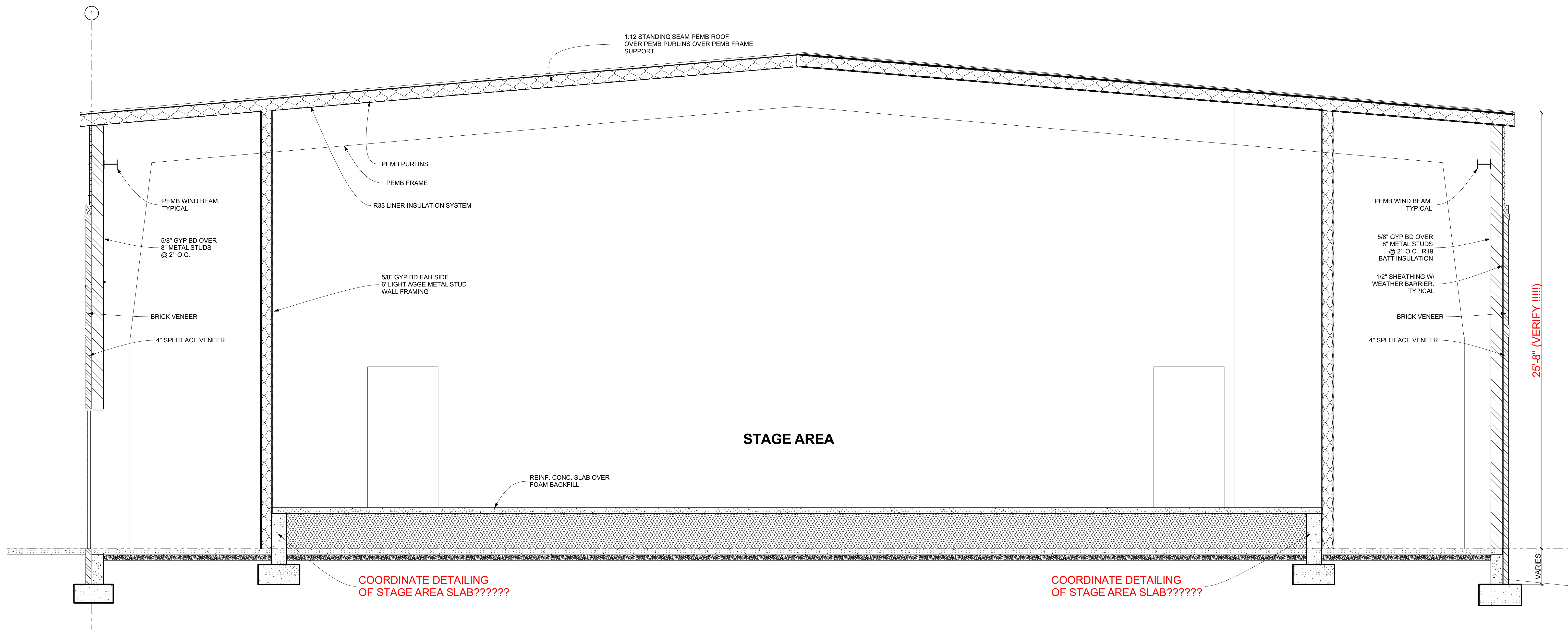
SHEET TITLE
BUILDING SECTIONS

PROJECT DATE: X
PROJECT NUMBER: X
DRAWN BY: ##Name##

A5.0

PLOTTED 10/21/2025

NOT RELEASED FOR CONSTRUCTION



1 BUILDING SECTION - NEW ADDITION
SCALE: 3/8" = 1'-0"

NEW ADDITION & RENOVATIONS
MORNINGSIDE CHURCH
 1560 PEDRICK RD
 TALLAHASSEE,
 FLORIDA 32317

MARK	DATE	DESCRIPTION

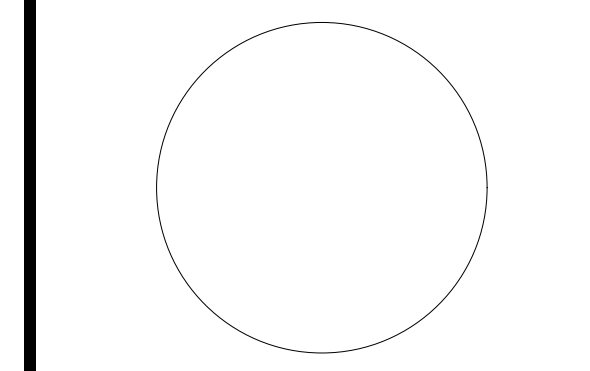
M. TODD ALBRITTON
ARCHITECT
 □ □ □
 202 EAST MAIN STREET
 THOMASTON, GEORGIA
 30286
 PH 770-550-3275
 mtoddalbrittonarchitect@gmail.com

PROJECT DATE: X
 PROJECT NUMBER: X
 DRAWN BY: ##Name##

A5.1

COPYRIGHT:
 THESE DESIGNS AND DRAWINGS AS INSTRUMENTS OF SERVICE ARE THE PROPERTY OF THE ARCHITECT AND SHALL NOT BE COPIED OR REUSED IN ANY FORM WITHOUT THE WRITTEN PERMISSION OF THE ARCHITECT.
 THESE DRAWINGS SHALL BE USED ON THE ORIGINAL PROJECT LOCATION ONLY AND SHALL NOT BE REUSED AT OTHER LOCATIONS.

COPYRIGHT:
 THESE DESIGNS AND DRAWINGS AS INSTRUMENTS OF
 SERVICE ARE THE PROPERTY OF THE ARCHITECT AND
 SHALL NOT BE COPIED OR REUSED IN ANY FORM
 WITHOUT THE WRITTEN PERMISSION OF THE
 ARCHITECT.
 THESE DRAWINGS SHALL BE USED ON THE ORIGINAL
 PROJECT LOCATION ONLY AND SHALL NOT BE REUSED
 AT OTHER LOCATIONS.



**NEW ADDITION &
 RENOVATIONS
 MORNINGSIDE
 CHURCH**
 1560 PEDRICK RD
 TALLAHASSEE,
 FLORIDA 32317

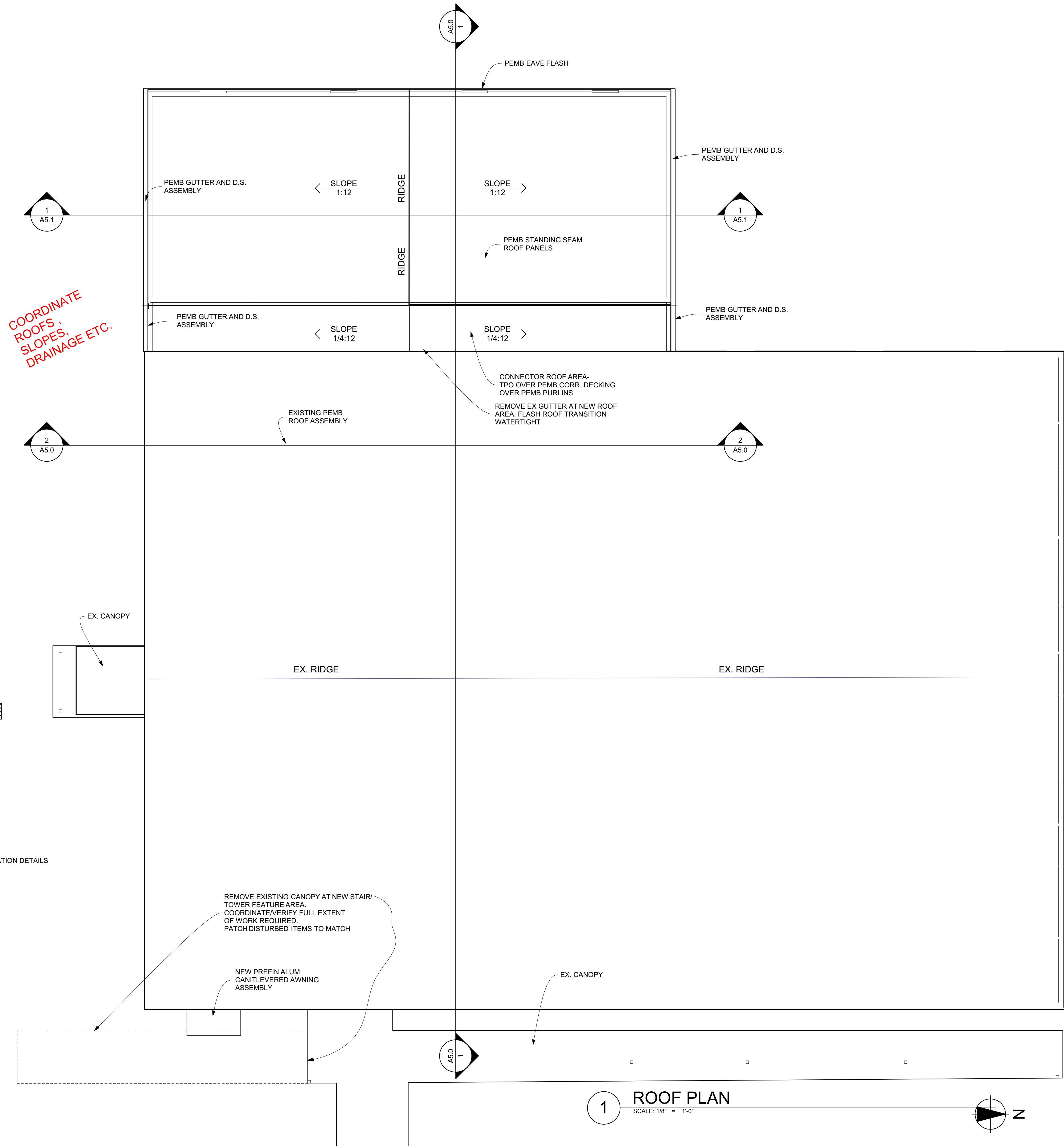
DD SET 10/20/25		
MARK	DATE	DESCRIPTION

SHEET TITLE
ROOF PLAN

PROJECT DATE: X
 PROJECT NUMBER: X
 DRAWN BY: ##Name##


A8.1

NOT RELEASED FOR CONSTRUCTION



1 ROOF PLAN
 SCALE: 1/8" = 1'-0"

COPYRIGHT:
THESE DESIGNS AND DRAWINGS AS INSTRUMENTS OF
SERVICE ARE THE PROPERTY OF THE ARCHITECT AND
SHALL NOT BE COPIED OR REUSED IN ANY FORM
WITHOUT THE WRITTEN PERMISSION OF THE
ARCHITECT.
THESE DRAWINGS SHALL BE USED ON THE ORIGINAL
PROJECT LOCATION ONLY AND SHALL NOT BE REUSED
AT OTHER LOCATIONS.



**NEW ADDITION &
RENOVATIONS
MORNINGSIDE
CHURCH**

1560 PEDRICK RD
TALLAHASSEE,
FLORIDA 32317

DD SET 10/20/25

MARK	DATE	DESCRIPTION

SHEET TITLE

**REFLECTED CEILING
PLAN**

PROJECT DATE: X

PROJECT NUMBER: X

DRAWN BY: ##Name##

A9.1

NOT RELEASED FOR CONSTRUCTION

GENERAL REFLECTED CEILING PLAN NOTES:

- A. SEE MEP DRAWINGS FOR EXACT LOCATIONS, LAYOUT, AND QUANTITY OF LIGHTING, GRILLES, DIFFUSERS, ETC. AS SHOWN ON THIS DRAWING IS APPROXIMATE ONLY.
- B. COORDINATE WITH ALL TRADES AS NEEDED TO ELLIMINATE CONFLICTS.
- C. ALL SUPPLY DIFFUSERS AND RETURN AIR GRILLES SHALL BE LOCATED A MINIMUM OF 24" FROM ANY LIGHT.
- D. SUPPORT ALL LIGHTING FIXTURES FROM STRUCTURE AS PER NEC AS PER CONDITIONS PRESENT. DO NOT SUPPORT SOLELY FROM CEILING SYSTEM.
- E. ALL SUSPENDED CEILING WORK SHALL MEET IBC, ASTM C635, AND ASTM C636.
- F. NO THERMAL INSULATION SHALL BE PLACED DIRECTLY OVER SUSPENDE ACOUSTICAL CEILING SYSTEMS.
- G. IN PROJECT LOCATIONS WHERE CODE DICTATES SUSPENDE CEILING SYSTEMS, LIGHT FIXTURES, HVAC GRILLES/DIFFUSERS, AND OTHER CEILING MOUNTED EQUIPMENT SHALL MEET SEISMIC DESIGN STANDARDS. THE CONTRACTOR SHALL PROVIDE SUCH CODE COMPLIANT SEISMIC ASSEMBLIES. THE CONTRACTOR SHALL BE RESPONSIBLE FOR VERIFICATION OF AND COORDINATING SEISMIC REQUIREMENTS WITH ASSOCIATED TRADES.
- H. SPRINKLER HEADS, RECESSED LIGHTS, SURFACE MOUNTED LIGHTS, DIFFUSERS, AND OTHER CEILING MOUNTED ITEMS SHALL BE CENTERED IN CEILING PANELS UNLESS NOTED OTHERWISE.

REFLECTED CEILING PLAN LEGEND:

- D.H. DRYWALL HEADER. BOTTOM AT 2" BELOW LOWEST ADJOINING CEILING UNLESS NOTED OTHERWISE.
- EXIT LIGHT WITH EMERGENCY BATTERY PACK. PROVIDE REMOTE HEAD TO LIGHT EXTERIOR LANDINGS WHERE LOCATED AT EXTERIOR DOOR
- COMBINATION EXIT LIGHT AND EMERGENCY LIGHT WITH BATTERY BACK-UP. PROVIDE REMOTE HEAD TO LIGHT EXTERIOR LANDING WHERE LOCATED AT EXTERIOR DOOR.
- EMERGENCY LIGHT PACK WITH BATTERY BACK-UP
- SURFACE MOUNTED LIGHTING FIXTURE
- STRIP LIGHTING. CHAIN HUNG U.N.O.
- 2'X4' RECESSED LIGHTING FIXTURE
- SUPPLY AIR DIFFUSER
- RETURN AIR GRILLE

NEW EXT WALL
PACK AT
NEW ADDN

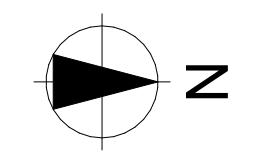
COORDINATE
EXTERIOR HVAC
EQUIPMENT LAYOUT
VS PAD/ETC. ????

COORDINATE ROUTING OF NEW FIRE LINE
TO CONNECT TO EXISTING SYSTEM

PROVIDE EXTERIOR
LIGHTING AT STAIR AND
TOWER FEATURE



1 REFLECTED CEILING PLAN - FIRST FLOOR
SCALE: 1/8" = 1'-0"

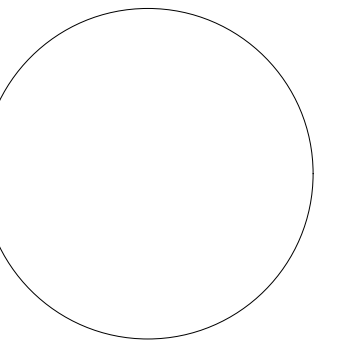


M. TODD ALBRITTON
ARCHITECT



202 EAST MAIN STREET
THOMASTON, GEORGIA
30286
PH 770-550-3275
mtoddalbrittonarchitect@gmail.com

COPYRIGHT:
THESE DESIGNS AND DRAWINGS AS INSTRUMENTS OF
SERVICE ARE THE PROPERTY OF THE ARCHITECT AND
SHALL NOT BE COPIED OR REUSED IN ANY FORM
WITHOUT THE WRITTEN PERMISSION OF THE
ARCHITECT.
THESE DRAWINGS SHALL BE USED ON THE ORIGINAL
PROJECT LOCATION ONLY AND SHALL NOT BE REUSED
AT OTHER LOCATIONS.



**NEW ADDITION &
RENOVATIONS
MORNINGSIDE
CHURCH**

1560 PEDRICK RD
TALLAHASSEE,
FLORIDA 32317

DD SET 10/20/25

MARK	DATE	DESCRIPTION
------	------	-------------

SHEET TITLE

**REFLECTED CEILING
PLAN - SECOND
FLOOR**

PROJECT DATE: X

PROJECT NUMBER: X

DRAWN BY: ##Name##


A9.2



1 REFLECTED CEILING PLAN - SECOND FLOOR
SCALE: 1/8" = 1'-0"



COPYRIGHT:
THESE DESIGNS AND DRAWINGS AS INSTRUMENTS OF
SERVICE ARE THE PROPERTY OF THE ARCHITECT AND
SHALL NOT BE COPIED OR REUSED IN ANY FORM
WITHOUT THE WRITTEN PERMISSION OF THE
ARCHITECT.
THESE DRAWINGS SHALL BE USED ON THE ORIGINAL
PROJECT LOCATION ONLY AND SHALL NOT BE REUSED
AT OTHER LOCATIONS.



NEW ADDITION &
RENOVATIONS
MORNINGSIDE
CHURCH

1560 PEDRICK RD
TALLAHASSEE,
FLORIDA 32317

COORDINATE
STAGE FRAMING
DETAIL AT
SPEAKERS
DETAIL AT RAMP

DD SET 10/20/25

MARK DATE DESCRIPTION

SHEET TITLE

DETAILS

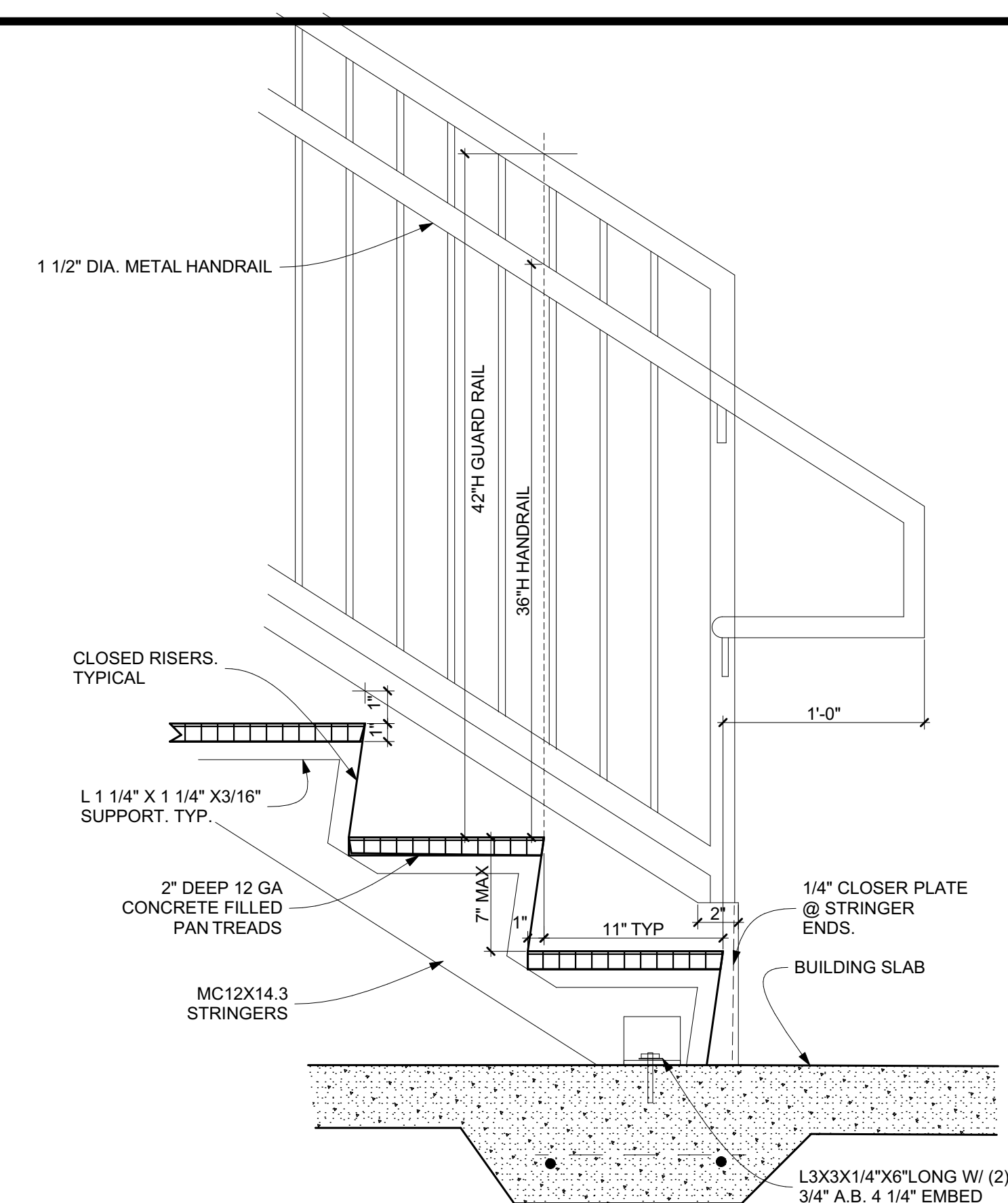
PROJECT DATE: X

PROJECT NUMBER: X

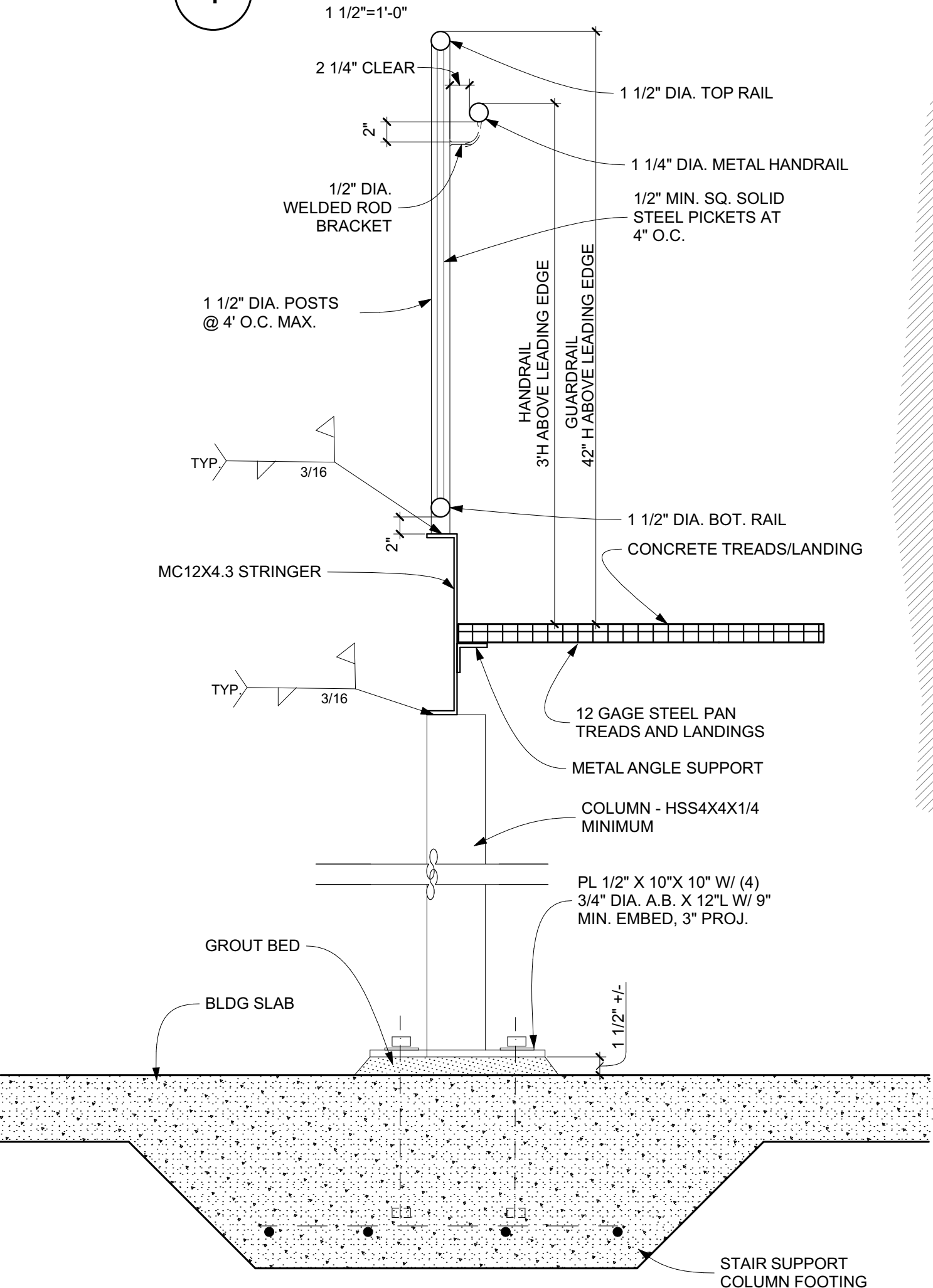
DRAWN BY: ##Name##

A10.1

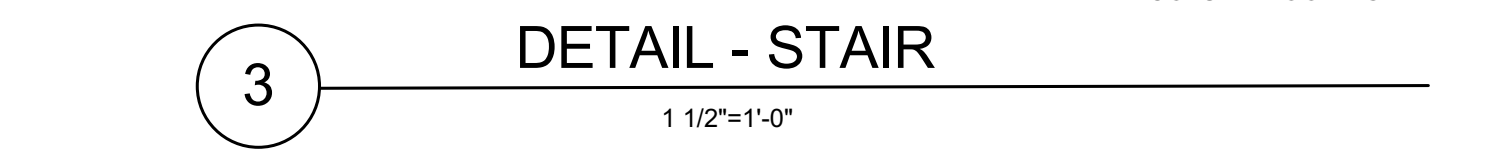
NOT RELEASED FOR CONSTRUCTION



1 DETAIL - BASE OF STAIR



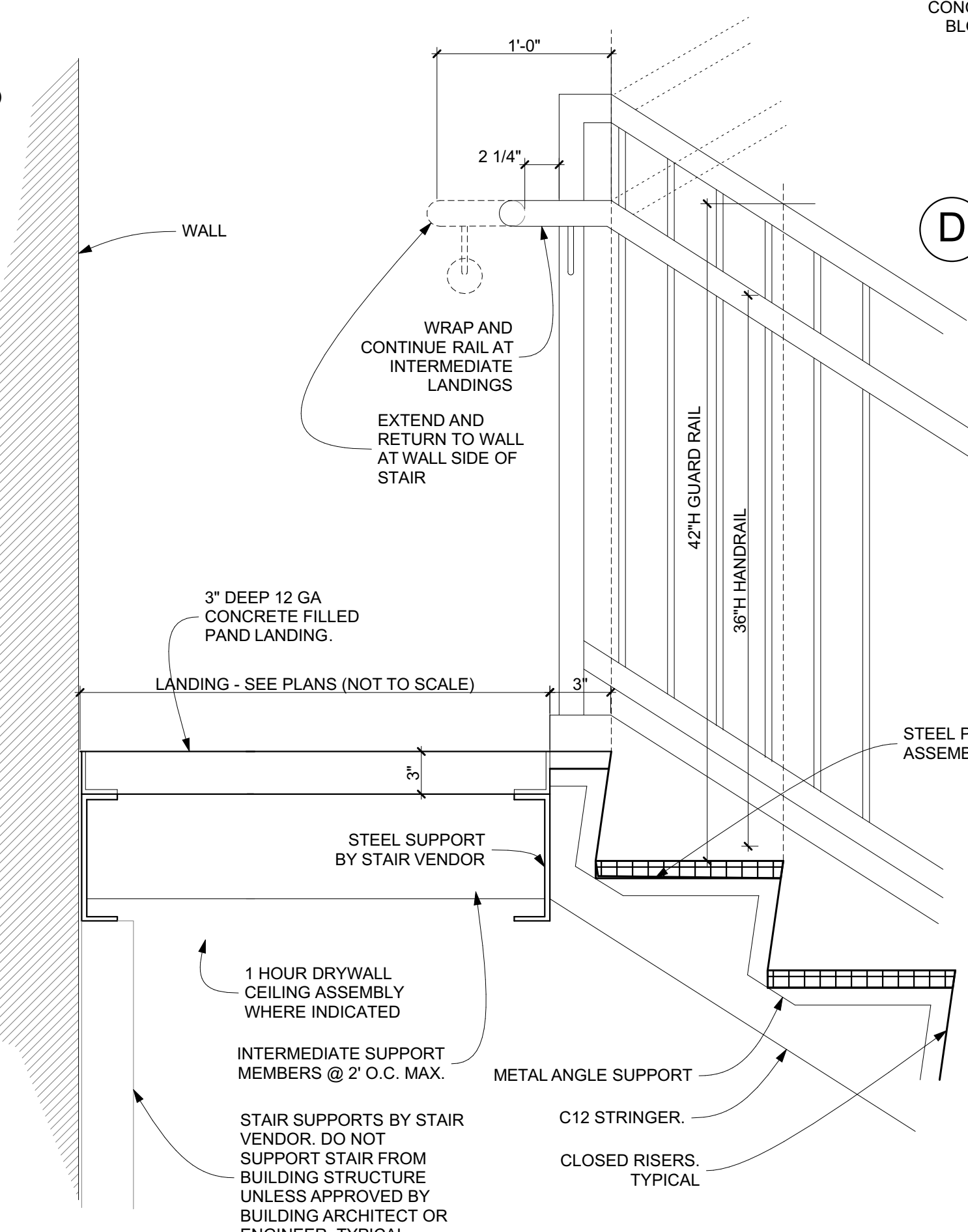
2 DETAIL - STAIR LANDING



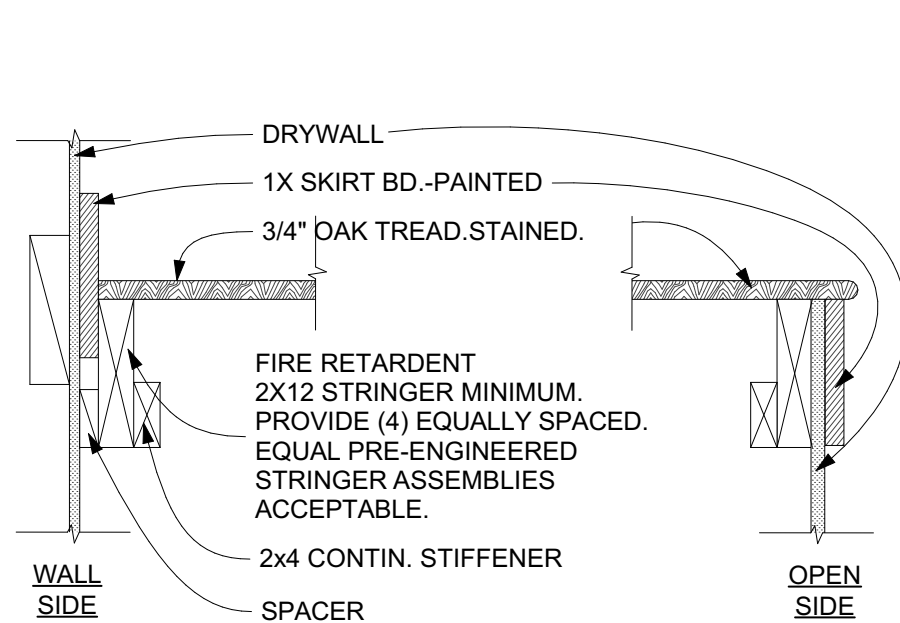
3 DETAIL - STAIR

THE STAIR, LANDING, SUPPORTS, RELATED FOUNDATIONS AND RAILING ASSEMBLY SHALL BE DESIGNED BY STRUCTURAL ENGINEER HIRER OR EMPLOYED BY THE STAIR VENDOR. STAIR DESIGN LOAD = 100 PSF. ALL WORK TO MEET IBC AND HANDICAP ACCESSIBILITY CODES AND REGULATIONS. ALL DETAILS AND DIMENSIONS AS SHOWN ARE APPROXIMATE AND DIAGRAMMATICAL IN NATURE. COORDINATE ALL CONDITIONS PRIOR TO START. PROVIDE "DEFERRED SUBMITTAL" PACKAGE FOR APPROVAL PRIOR TO START OF FABRICATION.

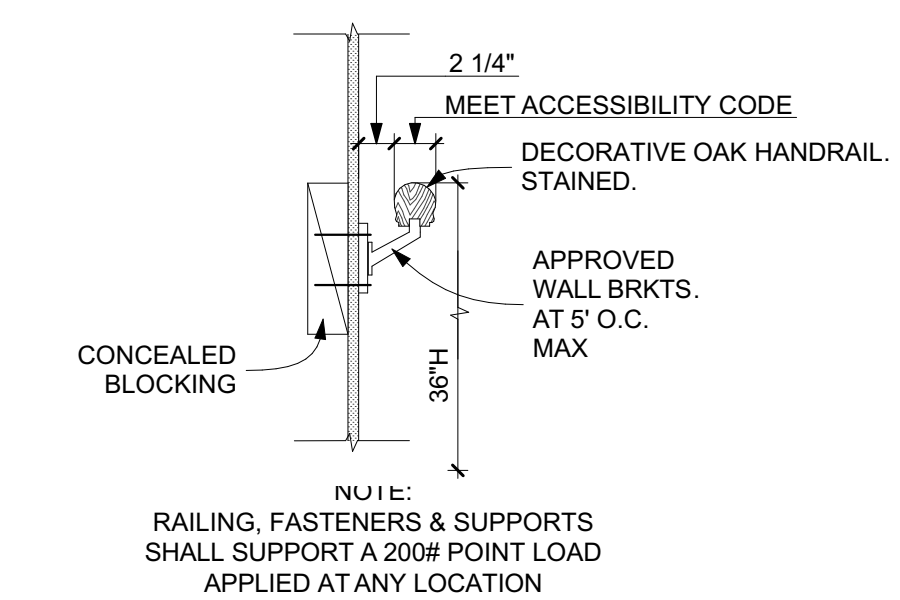
RAIL DESIGN LOADS:
RAIL TO RESIST 50 PLF
LOADING AND 200#
CONCENTRATED LOAD AND
TRANSFER LOAD THRU ALL
SUPPORTS TO STRUCTURE.



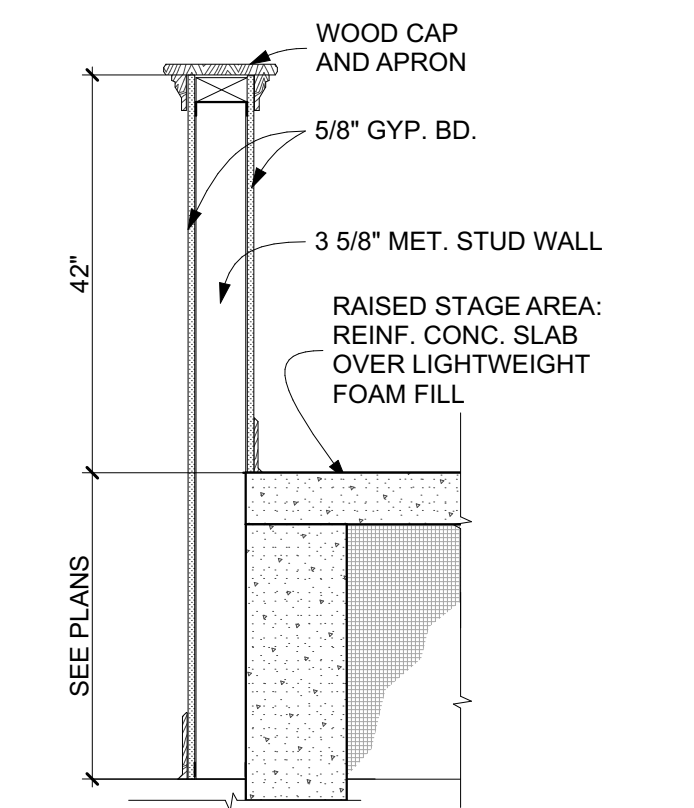
2 DETAIL - STAIR LANDING



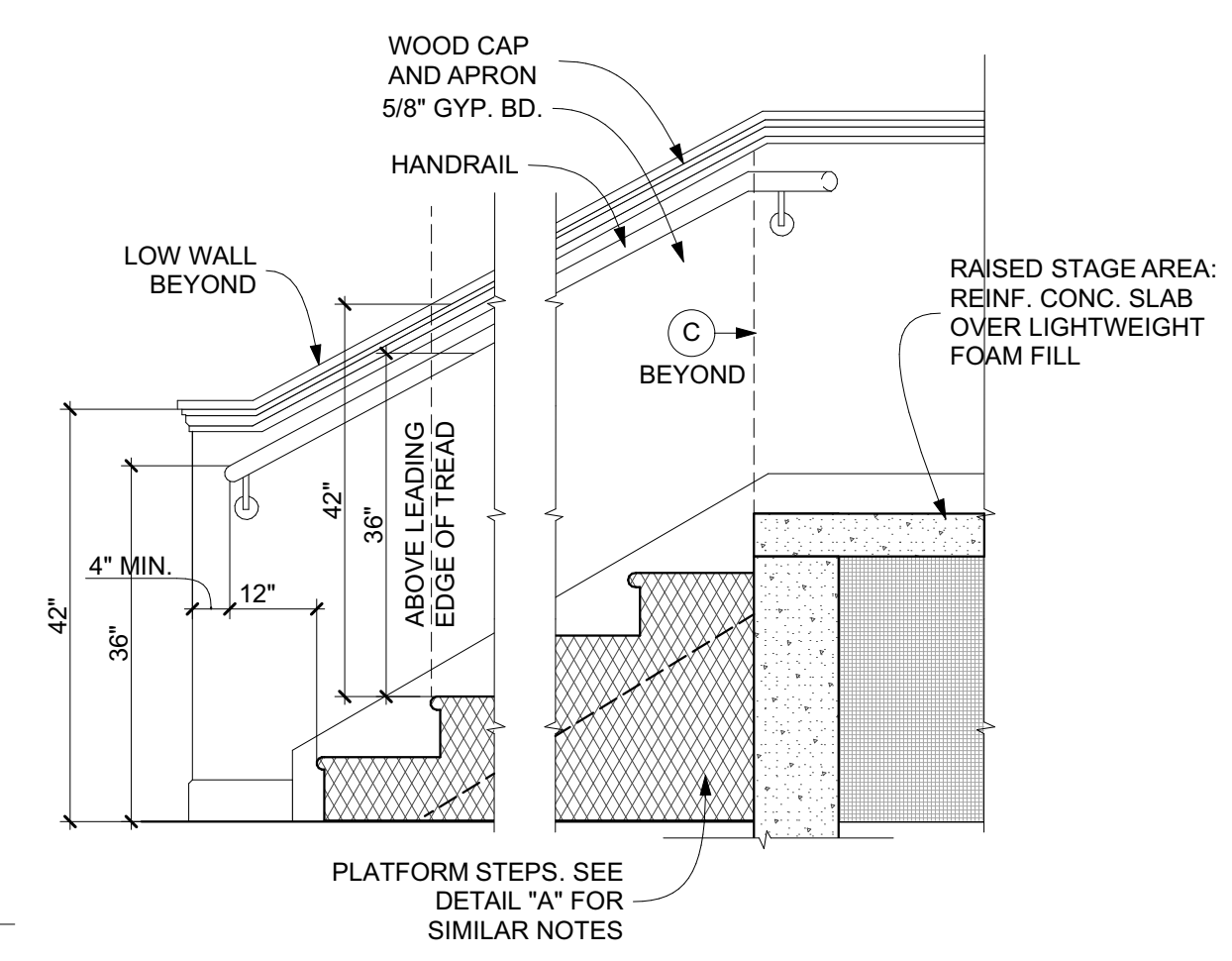
E STEP DETAIL



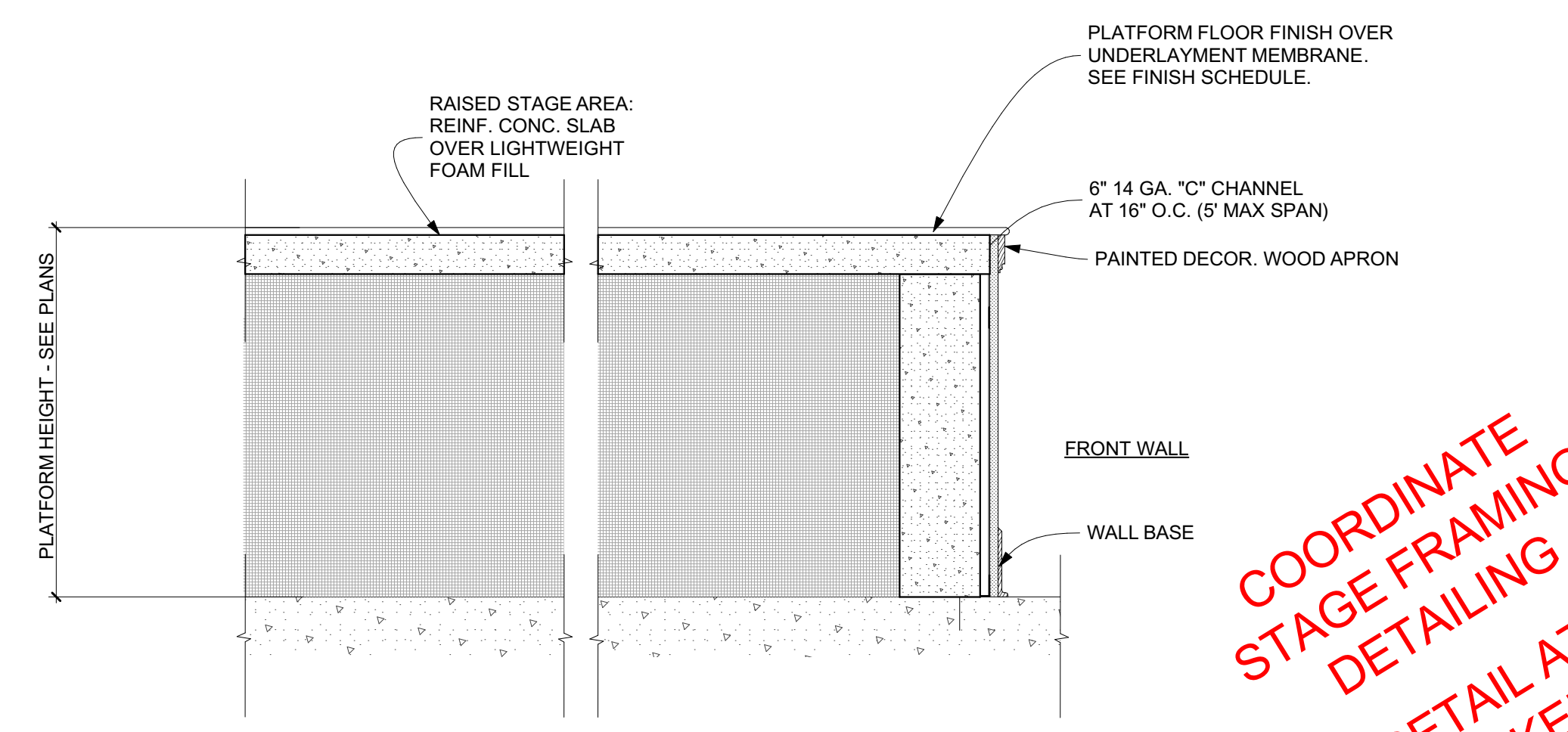
D HANDRAIL



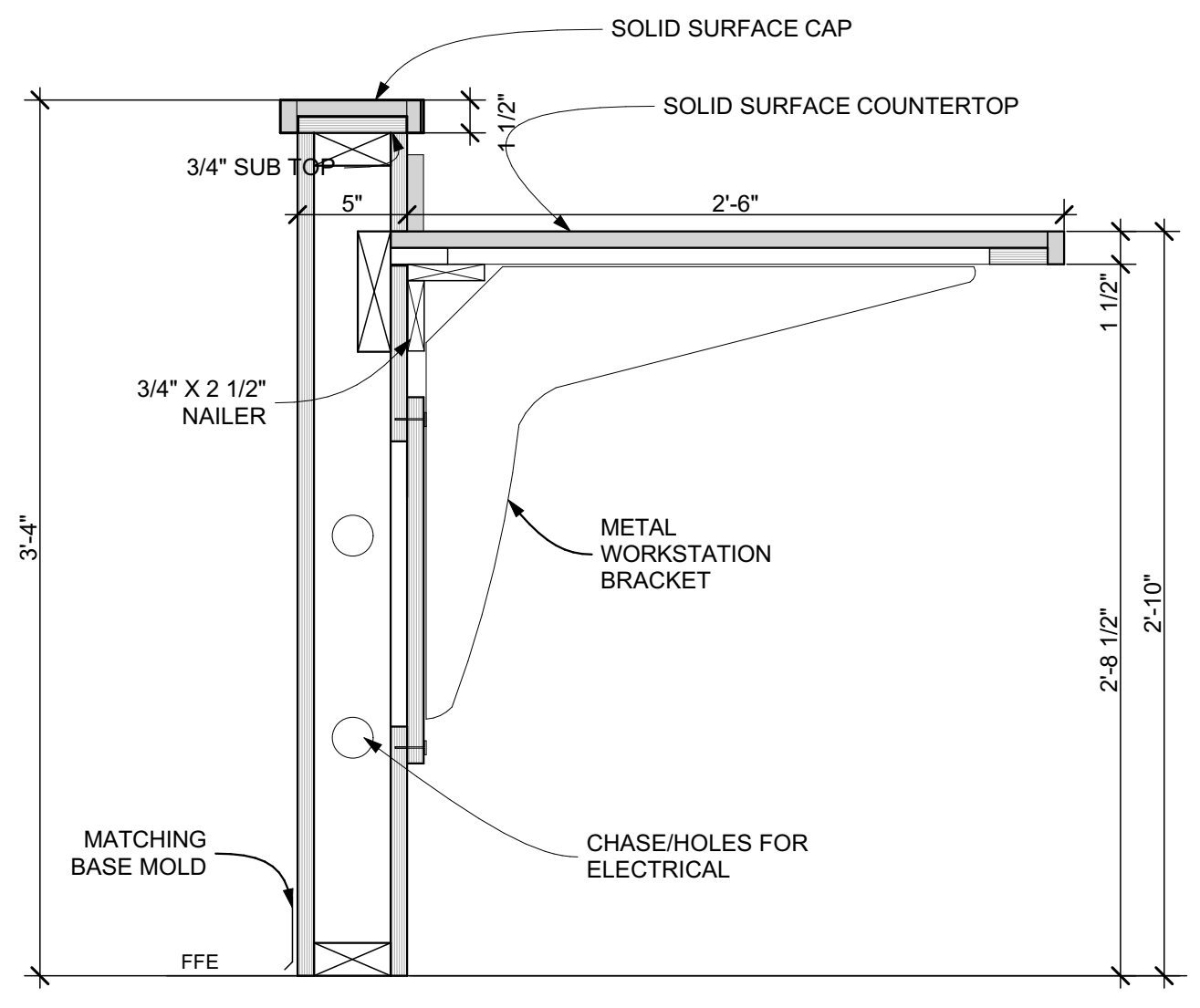
C SECTION- LOW WALL



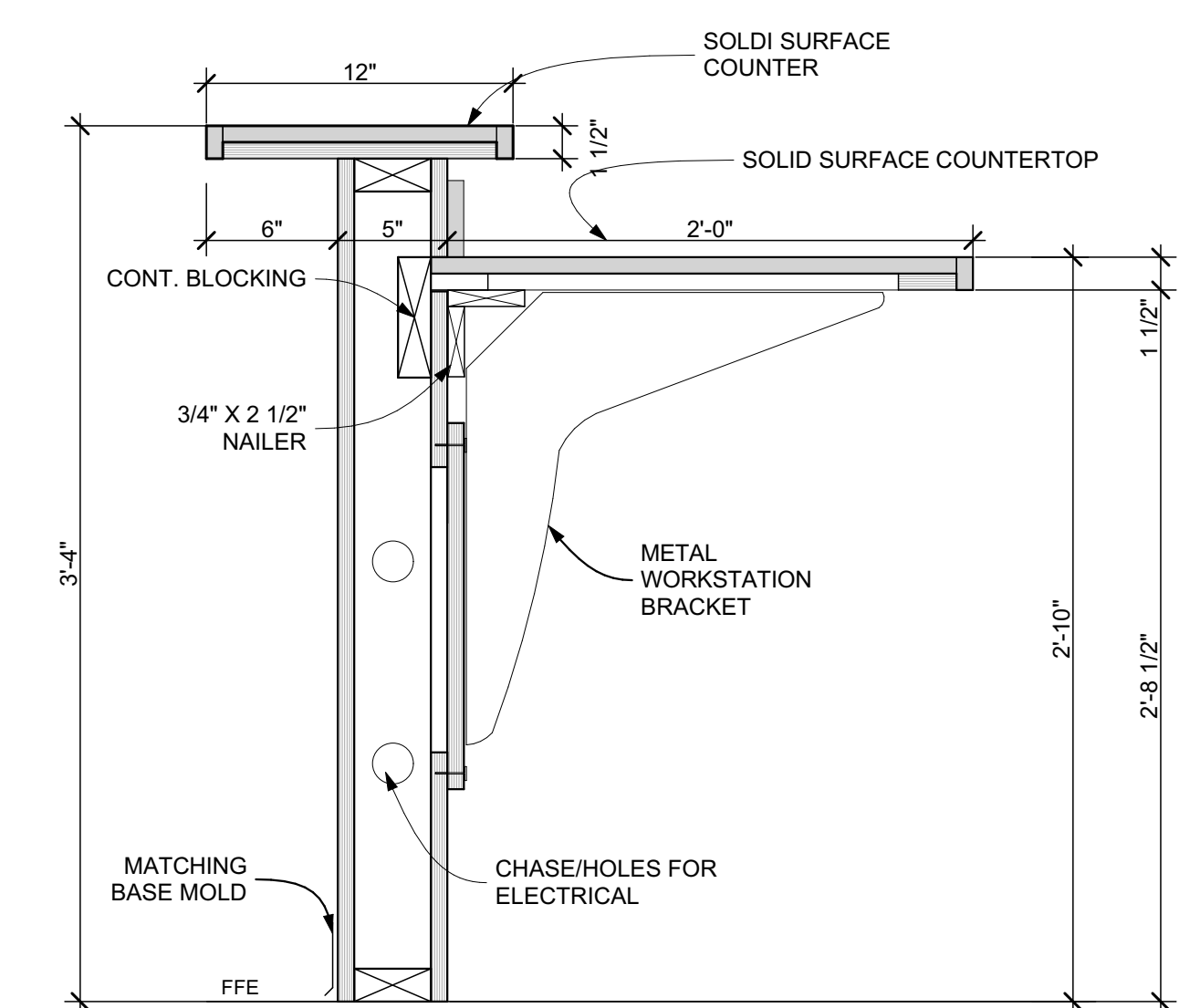
B SECTION THRU STAIR W/ LOW WALL @ SIDE RAIL



A DETAIL - PLATFORM FLOOR FRAMING



AV AV COUNTER



GS GUEST SERVICES