THE ST. JOE COMPANY
INTRACOASTAL WATERWAY(ICW)
MARINA PHASE ONE

LATITUDE BOULEVARD PANAMA CITY
BEACH, FLORIDA 32413

PHASE 1 - BUILDING
PERMIT SET

MAY 15, 2026

GENERAL SYMBOLS

VIEW CALLOUTS:

BUILDING OR WALL SECTION
DETAIL NUMBER
SHEET NUMBER

BUILDING ELEVATION
DETAIL NUMBER
SHEET NUMBER

INTERIOR ELEVATION
DETAIL NUMBER
SHEET NUMBER

DETAIL REFERENCE
DETAIL NUMBER
SHEET NUMBER

DESIGNATIONS:

NORTH ARROW

LEVEL ELEVATION DATUM POINT

COLUMN LINE REFERENCE

POINT ELEVATION

CONTOUR LINES

ROOM NAME
101
ROOM DESIGNATION

WALL DESIGNATION

DOOR DESIGNATION

WINDOW DESIGNATION

REVISION DESIGNATION

1000.00
KEYNOTE DESIGNATION

LINE TYPES:

BREAK LINE

CENTER LINE

DEMOLISHED LINE

HIDDEN LINE / LINE ABOVE

PROPERTY LINE

CODE REVIEW ANALYSIS

PROJECT SUMMARY: NEW CONSTRUCTION OF MARINE RACK VESSEL STORAGE WAREHOUSE ICW MARINA VILLAGE - PHASE ONE - BUILDING

CLASSIFICATION OF WORK: NEW CONSTRUCTION

TYPE OF CONSTRUCTION: TYPE II B

TYPE OF OCCUPANCY: GROUP S-1

FIRE PROTECTION SYSTEM: AUTOMATIC FIRE RATED SYSTEM

NUMBER OF STORIES: ONE STORY BUILDING **HEIGHT:** TOP HEIGHT - 56'-0" A.F.F.

GROSS SF AREA:

TOTAL BUILDING GSF = 50,974 GSF

TRAVEL DISTANCE REQUIREMENTS
A. COMMON PATH OF TRAVEL = 100 FT.
B. DEAD END CORRIDOR LIMIT = 20 FT.
C. TRAVEL DISTANCE LIMIT WITH SPRINKLER SYSTEM = 300 FT.

DESIGN CODES

FLORIDA BUILDING CODE - 8TH EDITION (2023) - ACCESSIBILITY
FLORIDA BUILDING CODE - 8TH EDITION (2023) - BUILDING
FLORIDA BUILDING CODE - 8TH EDITION (2023) - ENERGY CONSERVATION
FLORIDA BUILDING CODE - 8TH EDITION (2023) - FUEL GAS
FLORIDA BUILDING CODE - 8TH EDITION (2023) - MECHANICAL
FLORIDA BUILDING CODE - 8TH EDITION (2023) - PLUMBING
FLORIDA BUILDING CODE - 8TH EDITION (2023) - TEST PROTOCOLS

FLORIDA FIRE PREVENTION CODE - 8TH EDITION (2023)

NFPA 70 - NATIONAL ELECTRICAL CODE
NFPA 101 - LIFE SAFETY CODE (2021 EDITION)

PROJECT DETAILS:

INDEX OF DRAWINGS

SHEET NUMBER	SHEET NAME
A0.00	COVER SHEET

STRUCTURAL DRAWING SCHEDULE

SHEET NUMBER	SHEET NAME
S.001	GENERAL NOTES
S.001	GENERAL NOTES
S.001	GENERAL NOTES
S.100	FOUNDATION/SOG PLAN
S.100	FOUNDATION/SOG PLAN
S.100	FOUNDATION/SOG PLAN
S.500	DRY STORAGE BARN STRUCTURAL DETAILS
S.500	DRY STORAGE BARN STRUCTURAL DETAILS
S.500	DRY STORAGE BARN STRUCTURAL DETAILS
S.502	FUEL STORAGE TANK PLANS AND STRUCTURAL DETAILS
S.502	FUEL STORAGE TANK PLANS AND STRUCTURAL DETAILS
S.502	FUEL STORAGE TANK PLANS AND STRUCTURAL DETAILS
S.503	DUMPSTER PAD PLANS AND STRUCTURAL DETAILS
S.503	DUMPSTER PAD PLANS AND STRUCTURAL DETAILS
S.503	DUMPSTER PAD PLANS AND STRUCTURAL DETAILS
S.504	SITE RETAINING WALL STRUCTURAL DETAILS
S.504	SITE RETAINING WALL STRUCTURAL DETAILS
S.504	SITE RETAINING WALL STRUCTURAL DETAILS

ARCHITECTURAL DRAWING SCHEDULE

SHEET NUMBER	SHEET NAME
A0.01	LIFE SAFETY PLAN
A1.01	FLOOR PLANS
A1.10	DIMENSION PLANS
A1.40	REFLECTED CEILING PLANS
A1.50	ROOF PLANS
A2.00	EXTERIOR ELEVATIONS
A3.00	BUILDING SECTIONS
A3.01	SECTION DETAILS
A4.10	ENLARGED RESTROOM PLANS
A6.05	INTERIOR CASEWORK
A6.10	ROOM SCHEDULE & DOOR SCHEDULE
A6.20	WINDOWS ELEVATIONS & DETAILS
A6.21	EXTERIOR DOOR DETAILS
A6.22	EXTERIOR/ INTERIOR DOOR DETAILS
A6.40	SIGNAGE SCHEDULE
A6.41	SIGNAGE PLAN
A7.00)	WALL TYPES

MECHANICAL DRAWING SCHEDULE

SHEET NUMBER	SHEET NAME
M1.0	MECHANICAL PLAN
M2.0	MECHANICAL DETAILS

ELECTRICAL DRAWING SCHEDULE

SHEET NUMBER	SHEET NAME
E0.1	ELECTRICAL NOTES AND LEGENDS
E0.2	ELECTRICAL DETAILS
E0.3	ELECTRICAL DETAILS
E0.4	ELECTRICAL DETAILS
E0.5	LIGHTING CONTROL DETAILS
E1.0	ELECTRICAL SITE PLAN
E1.1	ELECTRICAL PLAN - FLOATING DOCKS
E1.2	ELECTRICAL PLAN - DRY STACK STORAGE BUILDING
E1.3	ELECTRICAL PLANS - ANNEX
E1.4	ELECTRICAL PLAN - UPLAND
E1.5	ELECTRICAL PLAN - ROADWAY & FISH CLEANING STATION
E2.1	ELECTRICAL RISER DIAGRAM
E2.2	ELECTRICAL SCHEDULES AND ONE-LINE DIAGRAM
E3.1	ELECTRICAL PANEL SCHEDULES
E3.2	ELECTRICAL PANEL SCHEDULES

INDEX OF DRAWINGS:

PLUMBING DRAWING SCHEDULE

SHEET NUMBER	SHEET NAME
P0.1	PLUMBING NOTES AND SCHEDULES - MARINA
P0.2	PLUMBING NOTES AND SCHEDULES - STORAGE BUILDING
P0.3	PLUMBING DETAILS - STORAGE BUILDING
P0.4	PLUMBING DETAILS - STORAGE BUILDING
P1.1	SANITARY SEWER PLAN - MARINA
P1.2	SANITARY SEWER PLAN - ANNEX
P1.3	SANITARY SEWER ISOMETRIC
P2.1	DOMESTIC WATER PLAN
P2.2	DOMESTIC WATER PLAN - FLOATING DOCKS
P2.3	DOMESTIC WATER PLAN - ANNEX
P2.4	DOMESTIC WATER ISOMETRIC
P3.1	FISH CLEANING STATION

FIRE SAFETY DRAWING SCHEDULE

SHEET NUMBER	SHEET NAME
F0.1	FUEL NOTES, SCHEDULES, & DETAILS
F1.1	FUEL PLAN
F1.2	FUEL PLAN - ENLARGMENTS
FA0.1	FIRE ALARM LEGENDS AND NOTES
FA0.2	FIRE ALARM DETAILS
FA1.1	FIRE ALARM PLAN - DRY STACK STORAGE BUILDING
FP0.1	FIRE PROTECTION NOTES AND SCHEDULES
FP0.2	FIRE PROTECTION DETAILS
FP1.1	FIRE PROTECTION PLAN
FP1.2	FIRE PROTECTION PLAN - FLOATING DOCKS
FP1.3	FIRE PROTECTION PLAN - DRY STACK STORAGE BUILDING
FP1.4	FIRE PROTECTION TYPICAL IN-RACK SYSTEM
FP1.5	FIRE PROTECTION PLAN - DRY STACK ISOMETRIC

TELECOMMUNICATIONS DRAWING SCHEDULE

SHEET NUMBER	SHEET NAME
T0.1	TELECOMMUNICATIONS LEGENDS, SCHEDULES, DETAILS, AND NOTES
T0.1	TELECOMMUNICATIONS LEGENDS, SCHEDULES, DETAILS, AND NOTES
T0.1	TELECOMMUNICATIONS LEGENDS, SCHEDULES, DETAILS, AND NOTES
T0.1	TELECOMMUNICATIONS LEGENDS, SCHEDULES, DETAILS, AND NOTES
T1.0	TELECOMMUNICATIONS SITE PLAN
T1.0	TELECOMMUNICATIONS SITE PLAN
T1.0	TELECOMMUNICATIONS SITE PLAN
T1.0	TELECOMMUNICATIONS SITE PLAN
T1.1	TELECOMMUNICATIONS PLAN - FLOATING DOCKS
T1.1	TELECOMMUNICATIONS PLAN - FLOATING DOCKS
T1.1	TELECOMMUNICATIONS PLAN - FLOATING DOCKS
T1.1	TELECOMMUNICATIONS PLAN - FLOATING DOCKS
T1.2	TELECOMMUNICATIONS PLAN - SHIP STORE AND DRY STACK

CIVIL DRAWING SCHEDULE

SHEET NUMBER	SHEET NAME
C1	GENERAL NOTES
C2	SWPPP
C3	DEMO & EROSION CONTROL PLAN
C4	ROADWAY TYPICAL SECTIONS
C5	OVERALL SITE PLAN
C6	SITE PLAN
C7	ROADWAY PLAN AND PROFILES
C8	ROADWAY PLAN AND PROFILES
C9	OVERALL UTILITY PLAN
C10	UTILITY PLANS
C11	UTILITY PLANS
C12	OVERALL GRADING PLAN
C13	GRADING PLANS
C14	GRADING PLANS
C15	GRADING PLANS
C16	GRADING PLANS
C17	OVERALL DRAINAGE PLAN
C18	DRAINAGE PLANS
C19	DRAINAGE PLANS
C20	DRAINAGE PLANS
C21	DRAINAGE PLANS
C22	SWMF#1 DETAILS
C23	TEMPORARY DRY SWALE DETAILS

PROJECT DIRECTORY:

ARCHITECTURAL:
FLORIDA ARCHITECTS INC.
103 W 5TH ST.
PANAMA CITY, FL. 32401
O:(850) 257-5400

GOLDEN GIANT DRY RACK BOAT STORAGE BUILDINGS:

13300 S. VISION DRIVE
PO BOX 389
KENTON, OHIO 43326
O:(800)828-1209

CIVIL:
DEWBERRY, INC.
203 ABERDEEN PARKWAY
PANAMA CITY, FLORIDA 32405
UNITED STATES
O: 850 522 0644
F: 850 522 1011
WWW.DEWBERRY.COM

STRUCTURAL:
O'CONNELL & ASSOCIATES CONSULTING ENGINEERS, LLC
4635 GULFSTAR DRIVE SUITE 120
DESTIN, FL 32541 UNITED STATES
O: 850.403.4555

MPE:
MAFFETT LOFTIS ENGINEERING, LLC
1 SOUTH JEFFERSON AVENUE, SUITE 101
COOKEVILLE, TN 38501

931.526.5143 (P)
931.526.5153 (F)

ENVIRONMENTAL PLANNING:
TAYLOR ENGINEERING, INC.
DGREER@TAYLORENGINEERING.COM
931.526.5143 (P)
931.526.5153 (F)

FLA
FLORIDA ARCHITECTS
LICENSE #AR12728
103 W. 5TH STREET,
PANAMA CITY, FL 32401
(850) 257-5400

CLIENT:
CARDELLA CONSTRUCTION CO
101 Amar Pl, Panama City Beach, FL 32413
Phone: (954) 271-3307

PROJECT:
THE St. JOE COMPANY
ICW MARINA
PHASE 1 - BUILDING

LATITUDE BLVD.
PANAMA CITY BEACH,
FLORIDA 32413

CONSULTANTS:
Dewberry
203 Aberdeen Pkwy, Panama City, FL 32405 (850) 522-0644

GOLDEN GIANT BUILDING SYSTEMS
13300 S Vision Dr,
Kenton, OH 43326
Phone: (419) 674-4038

MAFFETT LOFTIS ENGINEERING, LLC
1 S Jefferson Ave #101,
Cookeville, TN 38501
Phone:(931) 526-5143

O'CONNELL & ASSOCIATES CONSULTING ENGINEERS
1394 County Hwy 283 S Building 3,
Santa Rosa Beach, FL 32459
Phone:(850) 403-4555

TAYLOR ENGINEERING, INC.
4300 Legendary Dr Suite C246,
Destin, FL 32541
Phone: (850) 460-7040

SEAL:

This item has been digitally signed and sealed by the Architect on the date adjacent to the seal. Printed copies of this document are not considered signed and sealed and the signature must be verified on any electronic copies.

PHASE 1
PERMIT SET

SCALE:	DATE:
12" = 1'-0"	5/15/26
DRAWN BY: NP	CHECKED BY: JJS

NO	REVISION	DATE

SHEET TITLE:
COVER SHEET

PROJECT NO.	SHEET NO.
4374-01	A0.00

Copyright: 2024 BY FLORIDA ARCHITECTS, INC. : ARCHITECT EXPRESSLY RESERVES HIS EXCLUSIVE COMMON LAW COPYRIGHT AND PROPERTY RIGHTS TO THESE DRAWINGS WHICH MAY NOT BE REPRODUCED, CHANGED OR COPIED IN ANY FORM OR MANNER, NOR ARE THEY TO BE ASSIGNED TO ANY PARTY WITHOUT THE ARCHITECT'S WRITTEN CONSENT.

FIXTURE SCHEDULE

	CLASSIFICATION	OCCUPANCY	DESCRIPTION	WATER CLOSETS		LAVATORIES		DRINKING FOUNTAIN	OTHER
				MALE	FEMALE	MALE	FEMALE		
FIXTURES REQUIRED BY CODE	STORAGE	GROUP S-1 103 OCCUP.	VESSEL STORAGE WAREHOUSE	1 PER 100 REQUIRED = 2		1 PER 100 REQUIRED = 2		1 PER 1000 REQUIRED = 1	1 SERVICE SINK
FIXTURES REQUIRED BY CODE	BUSINESS	GROUP B	FUTURE SERVICE/ PARTS	1 PER 25 FOR FIRST 50 REQUIRED = 2		1 PER 40 FOR FIRST 80 REQUIRED = 2		1 PER 100 REQUIRED = 1	1 SERVICE SINK
FIXTURES REQUIRED BY CODE	MERCANTILE	GROUP M	SHIPS STORE	1 PER 500 REQUIRED = 2		1 PER 750 REQUIRED = 2		1 PER 100 REQUIRED = 1	1 SERVICE SINK
NUMBER OF FIXTURES PROVIDED				TOTAL REQUIRED = 3 MEN / 3 WOMEN		TOTAL REQUIRED = 6		TOTAL REQUIRED = 3	3 SERVICE SINKS PROVIDED
				TOTAL PROVIDED = 4 MEN / 4 WOMEN		TOTAL PROVIDED = 8		TOTAL PROVIDED = 3	

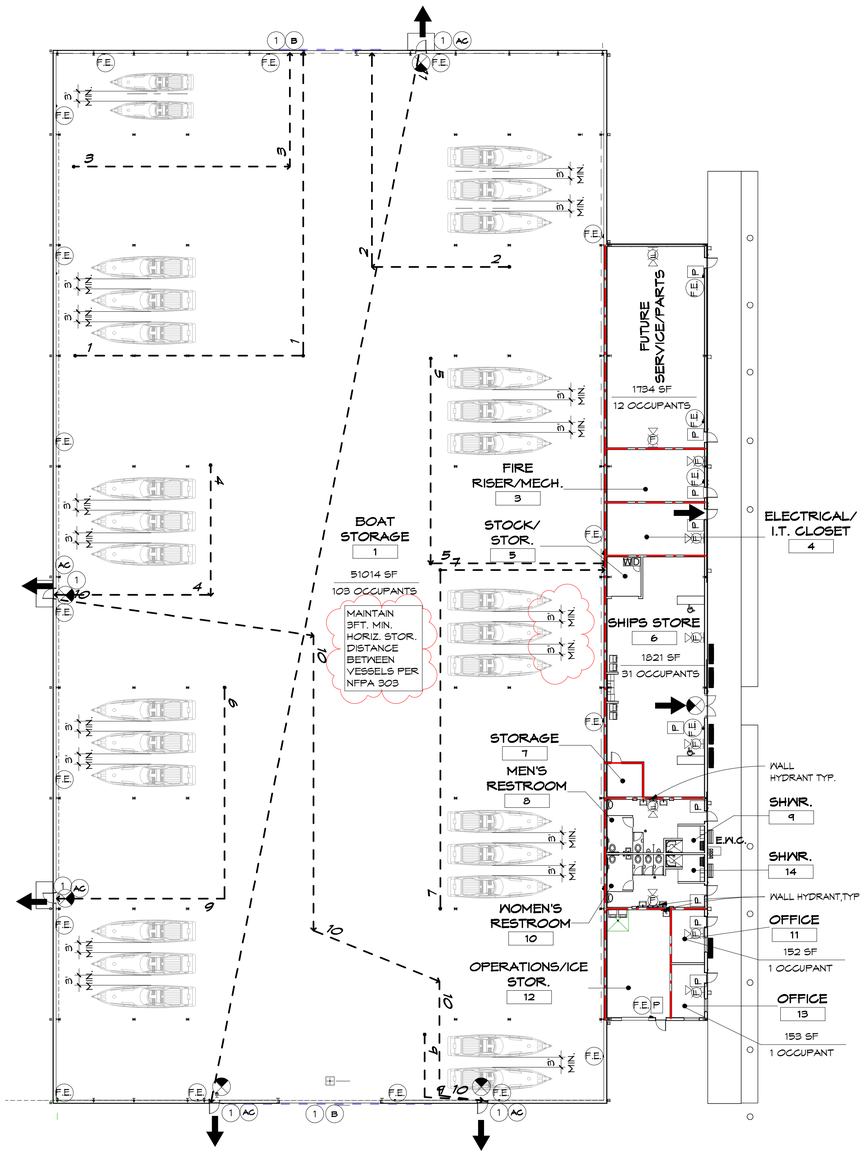

1 / A0.01 LIFE SAFETY PLAN

3/64" = 1'-0"

ROOM NAME

1-101 - ROOM NAME & NUMBER DESIGNATION

000.00 SF — ROOM SQUARE FOOTAGE

0 OCCUPANTS — ROOM OCCUPANT LOAD

DOOR LABELS AS INDICATED ON LIFE SAFETY PLAN AND DOOR FINISH SCHEDULE

(1) 45 MIN. FIRE RESISTANCE

A) EGRESS DOOR SHALL BE READILY OPENABLE FROM THE SIDE WHICH EGRESS IS TO BE MADE WITHOUT THE USE OF A KEY OR ANY SPECIAL KNOWLEDGE.

B) BOTTOM MOUNT TRACK DOOR
C) SELF CLOSING
D) SECTIONAL INSULATED OVERHEAD DOOR E) ROLL-UP DOOR
F) U.L. 3 HOUR LABEL DOOR AND LABEL FRAME
G) NOT PROVIDED BY GOLDEN GIANT
H) HALF GLASS
J) VISION LITE

ALL GLASS PANELS, GLASS DOORS, AND GLASS WINDOWS LOCATED ADJACENT TO A WALKING SURFACE SHALL MEET SAFTY GLAZING CERTIFICATION COUNCIL STANDARD ANSI Z97.1 AND SHALL BEAR PERMANENT INDENTIFYING MARK ISSUED BY MANUFACTURER. DOUBLE LEAF DOORS, BOTH LEAFS SHALL BE 32" CLEAR.

DOORS SHALL HAVE CLEARANCES PER THE AREA WITHOUT THE REQUIRED CLEARANCES SHALL BE 48" PLUS THE WIDTH OF ANY DOOR SWINGING INTO THE SPACE, BUT NOT LESS THAN 70" CLEAR BETWEEN THE DOORS.

THRESHOLDS AT DOORWAYS SHALL NOT EXCEED 1/2" RAISED THRESHOLDS SHALL BE BEVELED WITH A SLOPE NO GREATER THAN 12.

HANDLES, PULLS, LATCHES, LOCKS, AND OTHER OPERATING DEVISES ON ACCESSIBLE DOORS SHALL HAVE A SHAPE THAT IS EASY TO GRASP WITH ONE HAND AND DOES NOT REQUIRE TIGHT GRASPING, OR TWISTING OF THE WRIST TO OPERATE, LEVER - OPERATED MECHANISMS, PUSH - TYPE MECHANISMS, AND U - SHAPED HANDLES ARE ACCEPTABLE DESIGNS.

HARDWARE FOR REQUIRED ACCESSIBLE DOOR PASSAGE SHALL BE MOUNTED NO HIGHER THAN 48" ABOVE FINISHED FLOOR. THIS INCLUDES SLIDE BOLTS AND THUMB TURN LOCKS ON GLASS DOORS.

DOORS W/ CLOSERES SHALL HAVE A SWEEP PERIOD SO THAT FROM AN OPEN POSITION OF 70 DEGREES THE DOOR WILL TAKE AT LEAST 3 SECONDS TO MOVE TO A POINT 3" FROM THE LATCH, MEASURED TO THE LEADING EDGE OF THE DOOR.

DOOR OPENING FORCE SHALL BE: FIRE DOORS - MINIMUM ALLOWABLE PER CODE EXTERIOR HINGED DOORS = 8.5 LBS. INTERIOR HINGED DOORS = 5.0 LBS SLIDING DOORS = 5.0 LBS.

FIRE ALARM CONTROL UNITS & PANELS

FAAP	FIRE ALARM REMOTE ANNUNCIATOR PANEL
FACP	FIRE ALARM CONTROL PANEL
FAEP	FIRE ALARM EXTENDER PANEL
IAP	INVERTER ANNUNCIATOR PANEL

LIFE SAFETY PLAN LEGEND

LINE TYPES:

- FIRE BARRIER - SMOKE RATED
- FIRE BARRIER - 1 HOUR FIRE RATED
- FIRE BARRIER - 2 HOUR FIRE RATED
- 50'-0" - TRAVEL DISTANCE

DESIGNATIONS:

- (1) - DOOR FIRE RESISTANCE TYPE (SEE DOOR SCHEDULE)
- MEANS OF EGRESS FROM ROOM PRIMARY / SECONDARY

WALL TYPES:

- INTERIOR WALLS
- INTERIOR WALLS TO UNDERSIDE OF FLOOR / ROOF DECK

DETECTORS:

- S S - SMOKE DETECTOR SYSTEM CEILING / WALL MOUNTED
- H H - HEAT DETECTOR SYSTEM CEILING / WALL MOUNTED

ALARMS:

- F F - FIRE ALARM - VISUAL INDICATOR CEILING / WALL MOUNTED
- F F - FIRE ALARM - VISUAL & AUDIBLE INDICATOR CEILING / WALL MOUNTED

MISCELLANEUOS:

- EXIT LIGHT (SHADED SIDE INDICATES LIGHT) CEILING / WALL MOUNTED
- P - PULL STATION

ROOM NAME

1-101 - ROOM NAME & NUMBER DESIGNATION

000.00 SF — ROOM SQUARE FOOTAGE

0 OCCUPANTS — ROOM OCCUPANT LOAD

DOOR LABELS AS INDICATED ON LIFE SAFETY PLAN AND DOOR FINISH SCHEDULE

(1) 45 MIN. FIRE RESISTANCE

(2) 20 MIN. SMOKE RATED

1. PATH OF TRAVEL TO EXTERIOR EXIT INDICATED ON LIFE SAFETY PLAN
2. PRIMARY MEANS OF EGRESS FROM ROOMS
3. SECONDARY MEANS OF EGRESS FROM ROOMS
4. (F.E.) **WALL-HUNG EXTINGUISHER** 50 FEET (15.2 METERS) BETWEEN CLASS B

FIRE EXTINGUISHERS SHALL BE INDICATED AS ON LIFE SAFETY PLAN AND SHALL BE TYPE 2A-10B:C RATED EXTINGUISHER

E.W.C. ELECTRIC WATER COOLER
WALL MOUNT HI-LO ADA FILTERED TOUCHLESS WATER COOLER AND BOTTLE FILLER

EGRESS TRAVEL FIRST FLOOR

PATH ID EGRESS	TRAVEL DISTANCE
1	0' - 0"
2	158' - 6"
3	104' - 9"
4	90' - 5"
5	85' - 6"
6	113' - 2"
7	113' - 0"
9	150' - 0"
10	36' - 0"
11	252' - 11"
	318' - 5"

ROOM AREA SCHEDULE

NUMBER	NAME	AREA
1	BOAT STORAGE	51,014 SF
2	FUTURE SERVICE/PARTS	1,734 SF
3	FIRE RISER/MECH.	445 SF
4	ELECTRICAL/ I.T. CLOSET	445 SF
5	STOCK/ STOR.	119 SF
6	SHIPS STORE	1,821 SF
7	STORAGE	102 SF
8	MEN'S RESTROOM	374 SF
9	SHWR.	75 SF
10	WOMEN'S RESTROOM	368 SF
11	OFFICE	152 SF
12	OPERATIONS/ICE STOR.	548 SF
13	OFFICE	153 SF
14	SHWR.	75 SF
GRAND TOTAL: 14		57,476 SF

OCCUPANCY LOAD CALCULATION

ROOM NUMBER	ROOM NAME	SQUARE FOOTAGE CALCULATION	PROPOSED OCCUPANCY
1	BOAT STORAGE	51,014.44 SF	103
2	FUTURE SERVICE/PARTS	1,733.82 SF	12
3	FIRE RISER/MECH.	445.36 SF	
4	ELECTRICAL/ I.T. CLOSET	445.36 SF	
5	STOCK/ STOR.	118.74 SF	
6	SHIPS STORE	1,821.43 SF	31
7	STORAGE	101.91 SF	
8	MEN'S RESTROOM	374.03 SF	
9	SHWR.	74.81 SF	
10	WOMEN'S RESTROOM	367.86 SF	
11	OFFICE	152.38 SF	1
12	OPERATIONS/ICE STOR.	548.27 SF	
13	OFFICE	152.78 SF	1
14	SHWR.	75.10 SF	
14		57,476.28 SF	

ADA MANEUVERING CLEARENCES AT DOORS

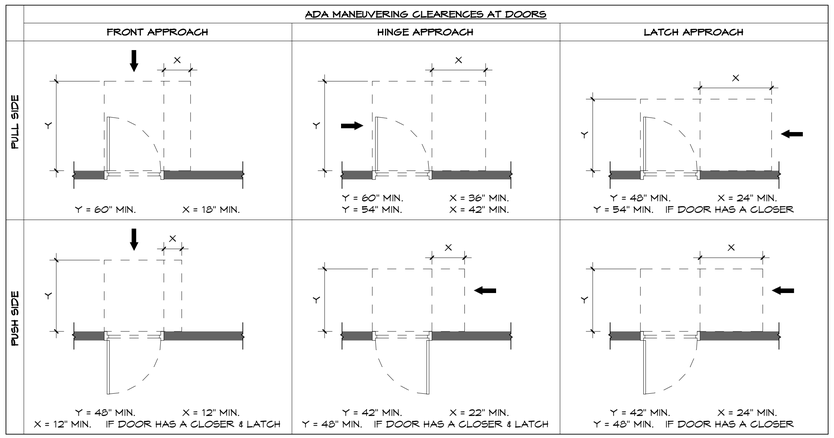

DOORS - ADA DOOR SWING

RECOMMENDED FIRE EXTINGUISHER MOUNTING HEIGHT

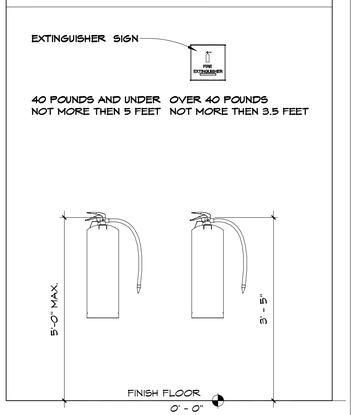

VERIFY ALL DIMENSIONS WITH METAL BUILDING SHOP DRAWINGS

FLA FLORIDA ARCHITECTS
LICENSE #AR12728
103 W. 5TH STREET, PANAMA CITY, FL 32401
(850) 257-5400

CLIENT:
CARDELLA CONSTRUCTION CO
101 Amar Pl, Panama City Beach, FL 32413
Phone: (954) 271-3307

PROJECT:
THE St. JOE COMPANY
ICW MARINA
PHASE 1 - BUILDING

LATITUDE BLVD.
PANAMA CITY BEACH, FLORIDA 32413

CONSULTANTS:
Dewberry
203 Aberdeen Pkwy, Panama City, FL 32405 (850) 522-0644

GOLDEN GIANT BUILDING SYSTEMS
13300 S Vision Dr, Kenton, OH 43326
Phone: (419) 674-4038

MAFFETT OFTIS ENGINEERING, LLC
1 S Jefferson Ave #101, Cookeville, TN 38501
Phone:(931) 526-5143

O'CONNELL & ASSOCIATES CONSULTING ENGINEERS
1394 County Hwy 283 S Building 3, Santa Rosa Beach, FL 32459
Phone:(850) 403-4555

TAYLOR ENGINEERING, INC.
4300 Legendary Dr Suite C246, Destin, FL 32541
Phone: (850) 460-7040

SEAL:

PHASE 1
PERMIT SET

SCALE:	DATE:
As indicated	5/15/26
DRAWN BY: NP	CHECKED BY: JJS

NO	REVISION	DATE
1	Revision 1	Date 1

SHEET TITLE:
LIFE SAFETY PLAN

PROJECT NO. 4374-01
SHEET NO. A0.01

Copyright: 2025 BY FLORIDA ARCHITECTS, INC. ARCHITECT EXPRESSLY RESERVES HIS EXCLUSIVE COMMON LAW COPYRIGHT AND PROPERTY RIGHTS TO THESE DRAWINGS WHICH MAY NOT BE REPRODUCED, CHANGED OR COPIED IN ANY FORM OR MANNER, NOR ARE THEY TO BE ASSIGNED TO ANY PARTY WITHOUT THE ARCHITECT'S WRITTEN CONSENT.

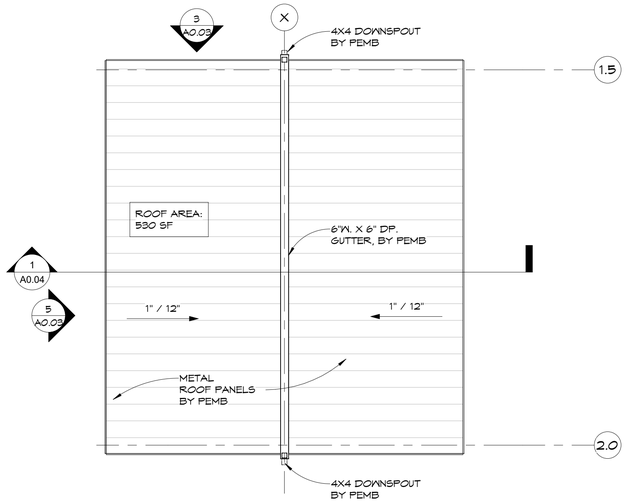

2 A0.03 03 - ROOF PLAN - FISH CLEANING STATION 1/4" = 1'-0"

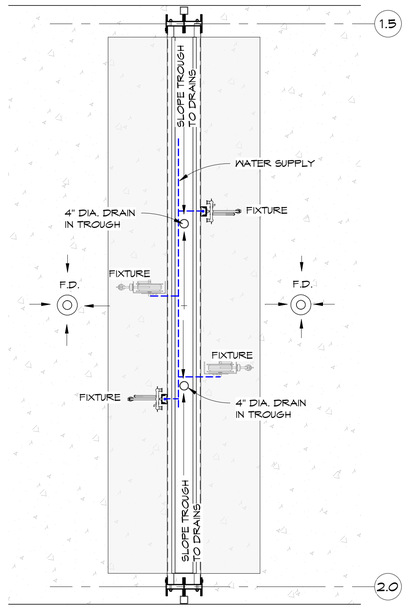

7 A0.03 03- PLAN VIEW - TROUGH 3/8" = 1'-0"

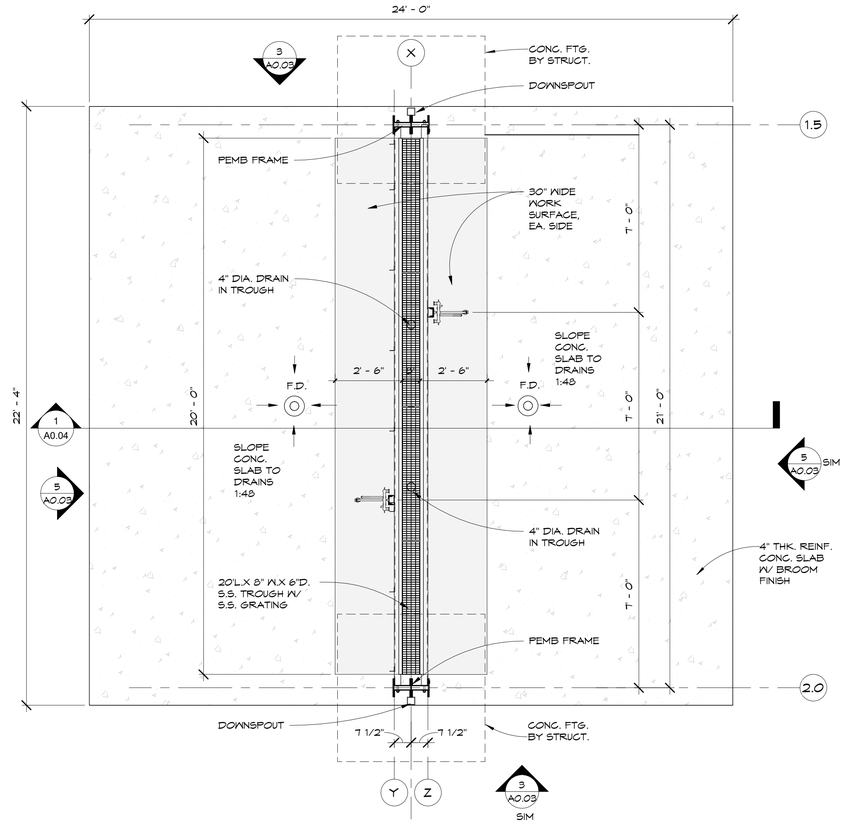

1 A0.03 03- PLAN VIEW - FISH CLEANING STATION 3/8" = 1'-0"

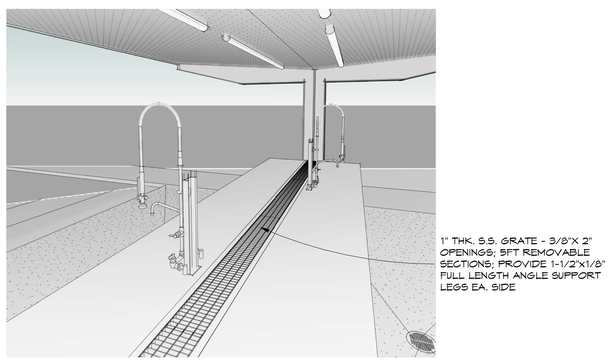

4 A0.03 COUNTER VIEW

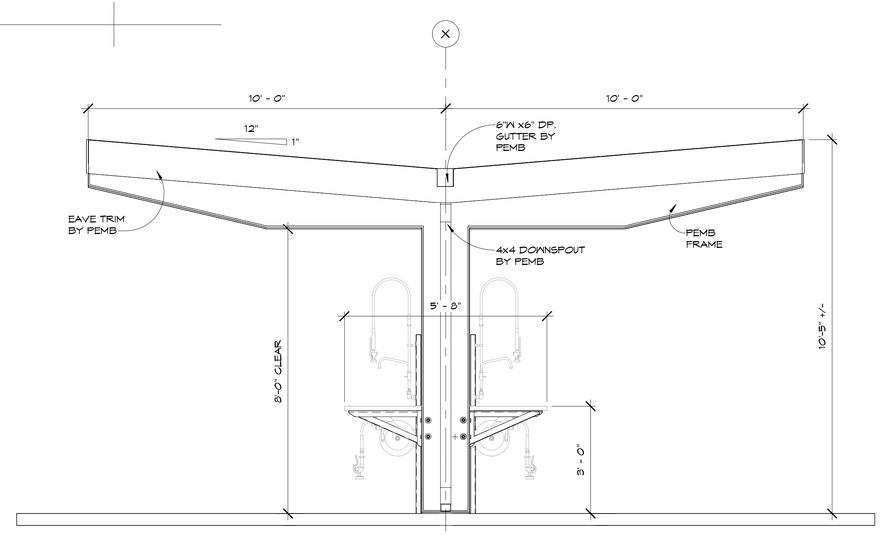

3 A0.03 ENDWALL ELEVATION 1/2" = 1'-0"

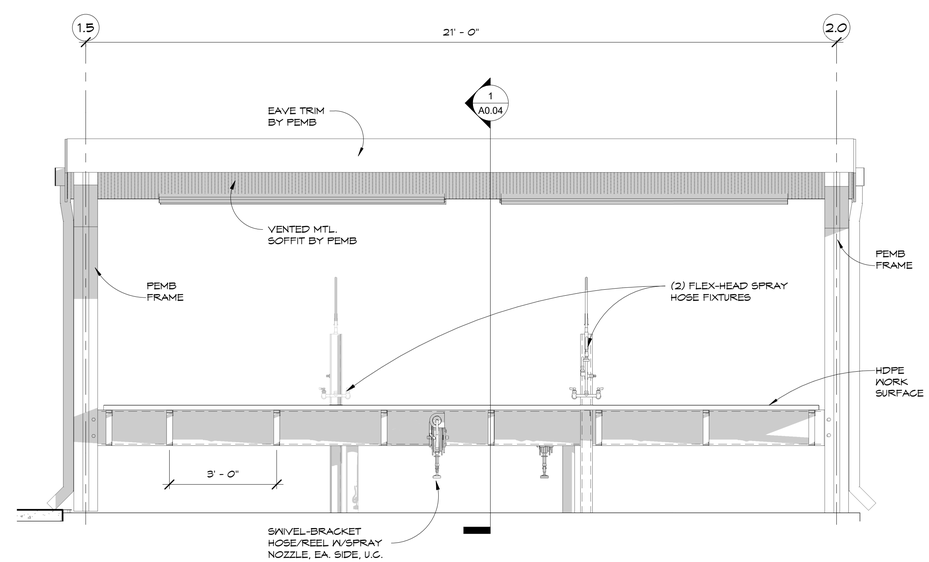

5 A0.03 SIDEWALL ELEVATION 1/2" = 1'-0"

Copyright: 2024 BY FLORIDA ARCHITECTS, INC. : ARCHITECT EXPRESSLY RESERVES HIS EXCLUSIVE COMMON LAW COPYRIGHT AND PROPERTY RIGHTS TO THESE DRAWINGS WHICH MAY NOT BE REPRODUCED, CHANGED OR COPIED IN ANY FORM OR MANNER, NOR ARE THEY TO BE ASSIGNED TO ANY PARTY WITHOUT THE ARCHITECT'S WRITTEN CONSENT.

FLA
FLORIDA ARCHITECTS
LICENSE #AR12728
103 W. 5TH STREET,
PANAMA CITY, FL 32401
(850) 257-5400

CLIENT:

CARDELLA CONSTRUCTION CO
101 Amar Pl, Panama City Beach, FL 32413
Phone: (954) 271-3307

PROJECT:

THE St. JOE COMPANY
INTRACOSTAL
WATERWAY(ICW)
MARINA PHASE ONE

LATITUDE BOULEVARD
PANAMA CITY BEACH,
FLORIDA 32413

CONSULTANTS:

Dewberry
203 Aberdeen Pkwy, Panama City, FL 32405 (850) 522-0644

GOLDEN GIANT BUILDING SYSTEMS
13300 S Vision Dr,
Kenton, OH 43326
Phone: (419) 674-4038

MAFFETT LOFTIS ENGINEERING, LLC
1 S Jefferson Ave #101,
Cookeville, TN 38501
Phone:(931) 526-5143

O'CONNELL & ASSOCIATES CONSULTING ENGINEERS
1394 County Hwy 283 S Building 3,
Santa Rosa Beach, FL 32459
Phone:(850) 403-4555

TAYLOR ENGINEERING, INC.
4300 Legendary Dr Suite C246,
Destin, FL 32541
Phone: (850) 460-7040

SEAL:

This item has been digitally signed and sealed by the Architect on the date adjacent to the seal. Printed copies of this document are not considered signed and sealed and the signature must be verified on any electronic copies.

90%
CONSTRUCTION
DOCUMENTS

SCALE:	DATE:
As indicated	11/04/25
DRAWN BY: Author	CHECKED BY: Checker

NO	REVISION	DATE

SHEET TITLE:

SITE DETAILS
-FISH CLEANING
SERVICE AREA

PROJECT NO.	SHEET NO.
4374-01	A0.03

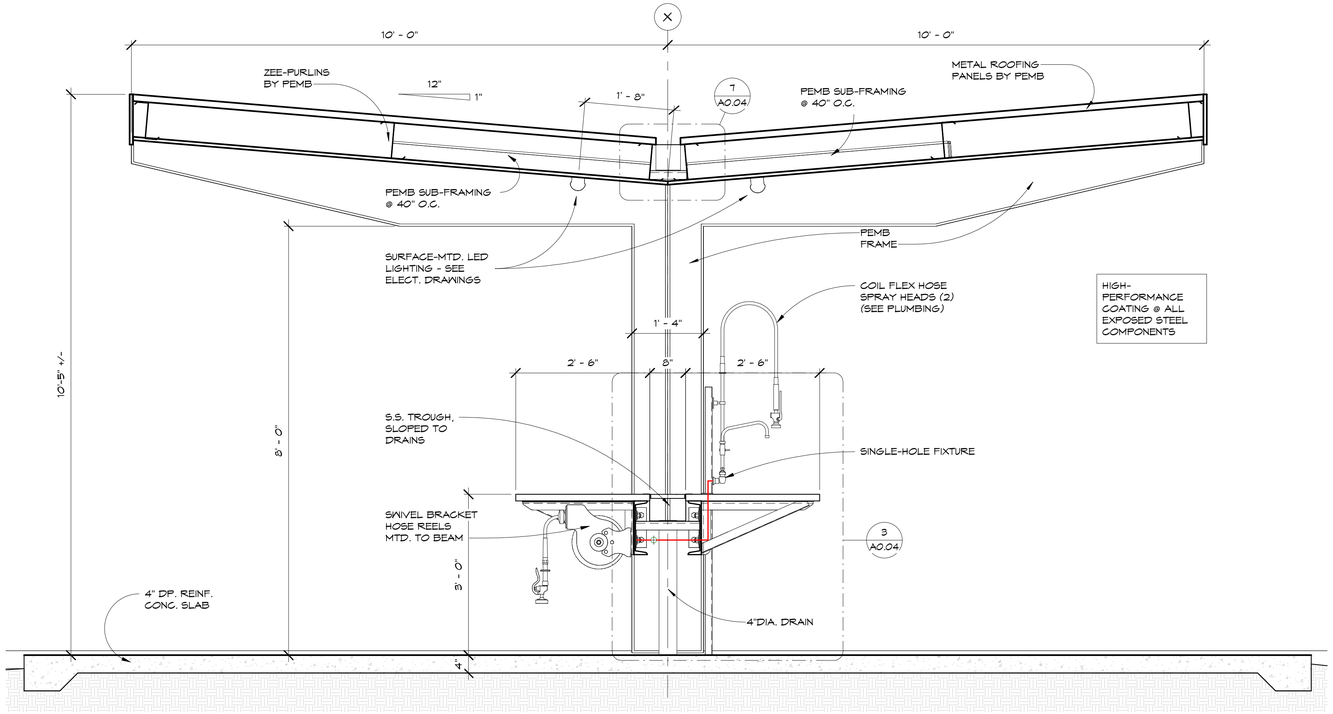

1 A0.04 SECTION THROUGH CANOPY

3/4" = 1'-0"

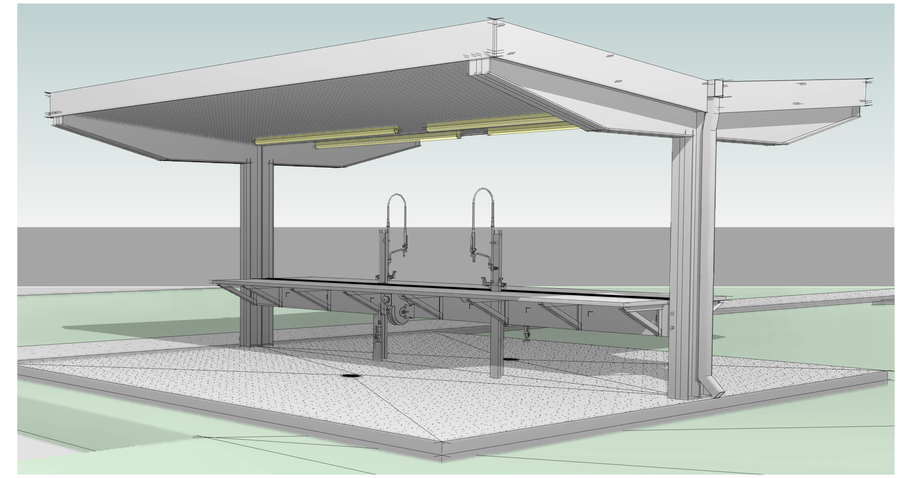

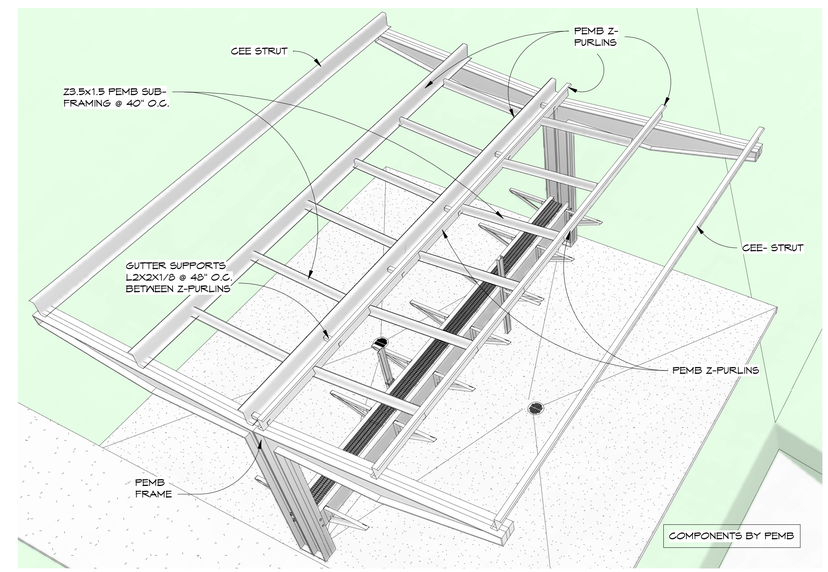

4 A0.04 3D PEMB - ROOF FRAMING

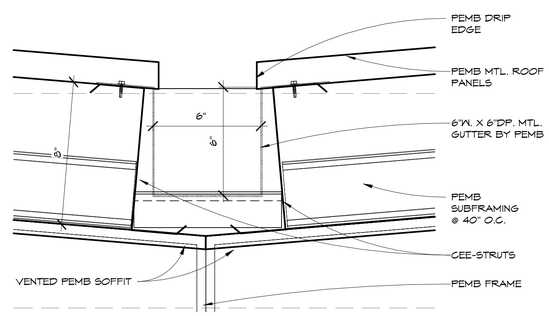

7 A0.04 DETAIL - GUTTER

3" = 1'-0"

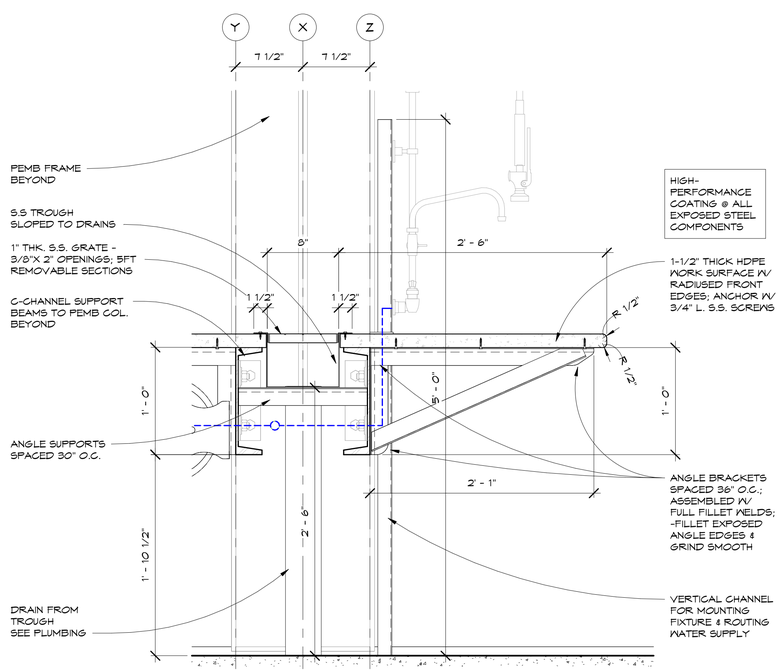

3 A0.04 DETAIL - WORK TOP

1 1/2" = 1'-0"

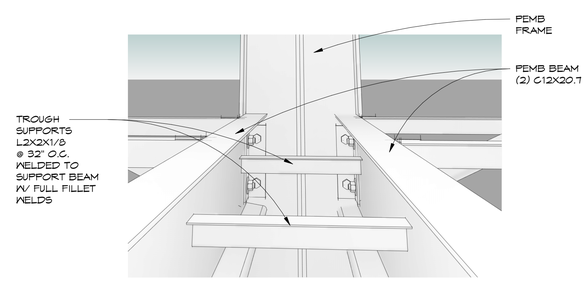

6 A0.04 SUPPORT BEAMS TO FRAME

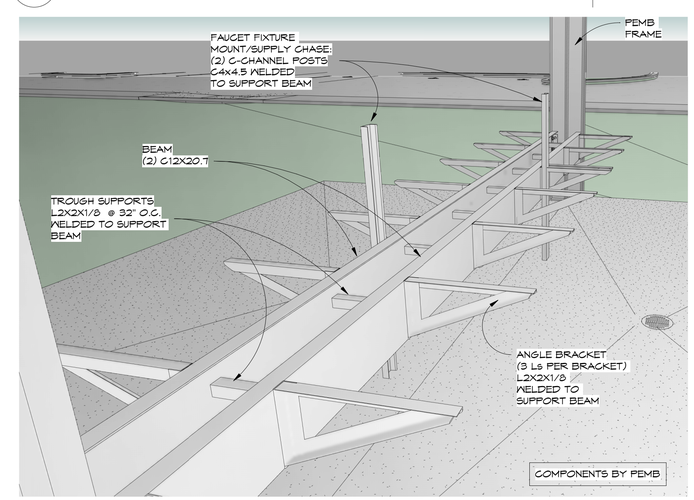

5 A0.04 3D PEMB - COUNTER SUPPORT

Copyright: 2024 BY FLORIDA ARCHITECTS, INC. ; ARCHITECT EXPRESSLY RESERVES HIS EXCLUSIVE COMMON LAW COPYRIGHT AND PROPERTY RIGHTS TO THESE DRAWINGS WHICH MAY NOT BE REPRODUCED, CHANGED OR COPIED IN ANY FORM OR MANNER, NOR ARE THEY TO BE ASSIGNED TO ANY PARTY WITHOUT THE ARCHITECT'S WRITTEN CONSENT.

FLA
FLORIDA ARCHITECTS
LICENSE #AR12728
103 W. 5TH STREET,
PANAMA CITY, FL 32401
(850) 257-5400

CLIENT:

CARDELLA CONSTRUCTION CO
101 Amar Pl, Panama City Beach, FL 32413
Phone: (954) 271-3307

PROJECT:

THE St. JOE COMPANY
INTRACOSTAL WATERWAY(ICW) MARINA PHASE ONE

LATITUDE BOULEVARD
PANAMA CITY BEACH, FLORIDA 32413

CONSULTANTS:

Dewberry
203 Aberdeen Pkwy, Panama City, FL 32405 (850) 522-0644

GOLDEN GIANT BUILDING SYSTEMS
13300 S Vision Dr,
Kenton, OH 43326
Phone: (419) 674-4038

MAFFETT OFTIS ENGINEERING, LLC
1 S Jefferson Ave #101,
Cookeville, TN 38501
Phone:(931) 526-5143

O'CONNELL & ASSOCIATES CONSULTING ENGINEERS
1394 County Hwy 283 S Building 3,
Santa Rosa Beach, FL 32459
Phone:(850) 403-4555

TAYLOR ENGINEERING, INC.
4300 Legendary Dr Suite C246,
Destin, FL 32541
Phone: (850) 460-7040

SEAL:

This item has been digitally signed and sealed by the Architect on the date adjacent to the seal. Printed copies of this document are not considered signed and sealed and the signature must be verified on any electronic copies.

90% CONSTRUCTION DOCUMENTS

SCALE:	DATE:
As indicated	11/04/25
DRAWN BY: Author	CHECKED BY: Checker

NO	REVISION	DATE

SHEET TITLE:

SITE DETAILS - FISH CLEANING SERVICE AREA

PROJECT NO.	SHEET NO.
4374-01	A0.04

FIXTURE SCHEDULE

	CLASSIFICATION	OCCUPANCY	DESCRIPTION	WATER CLOSETS		LAVATORIES		DRINKING FOUNTAIN	OTHER
				MALE	FEMALE	MALE	FEMALE		
FIXTURES REQUIRED BY CODE	STORAGE	GROUP S-1 103 OCCUP.	VESSEL STORAGE WAREHOUSE	1 PER 100 REQUIRED = 2		1 PER 100 REQUIRED = 2		1 PER 1000 REQUIRED = 1	1 SERVICE SINK
FIXTURES REQUIRED BY CODE	BUSINESS	GROUP B	FUTURE SERVICE/ PARTS	1 PER 25 FOR FIRST 50 REQUIRED = 2		1 PER 40 FOR FIRST 80 REQUIRED = 2		1 PER 100 REQUIRED = 1	1 SERVICE SINK
FIXTURES REQUIRED BY CODE	MERCANTILE	GROUP M	SHIPS STORE	1 PER 500 REQUIRED = 2		1 PER 750 REQUIRED = 2		1 PER 100 REQUIRED = 1	1 SERVICE SINK
NUMBER OF FIXTURES PROVIDED				TOTAL REQUIRED = 3 MEN / 3 WOMEN		TOTAL REQUIRED = 6		TOTAL REQUIRED = 3	3 SERVICE SINKS PROVIDED
				TOTAL PROVIDED = 4 MEN / 4 WOMEN		TOTAL PROVIDED = 8		TOTAL PROVIDED = 3	

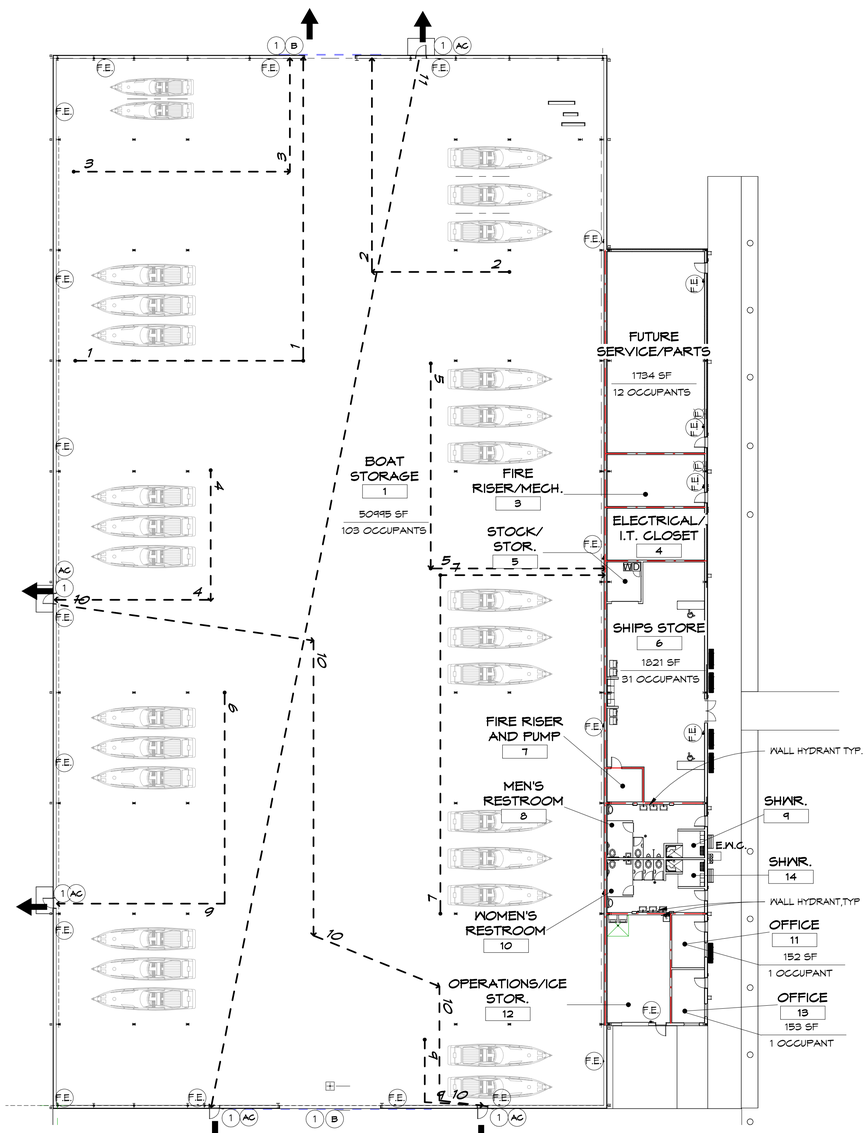

1 A1.00 LIFE SAFETY PLAN

3/64" = 1'-0"

ROOM NAME

1-101 - ROOM NAME & NUMBER DESIGNATION

000.00 SF — ROOM SQUARE FOOTAGE

0 OCCUPANTS — ROOM OCCUPANT LOAD

DOOR LABELS AS INDICATED ON LIFE SAFETY PLAN AND DOOR FINISH SCHEDULE

(1) 45 MIN. FIRE RESISTANCE

A) EGRESS DOOR SHALL BE READILY OPENABLE FROM THE SIDE WHICH EGRESS IS TO BE MADE WITHOUT THE USE OF A KEY OR ANY SPECIAL KNOWLEDGE.

B) BOTTOM MOUNT TRACK DOOR
C) SELF CLOSING
D) SECTIONAL INSULATED OVERHEAD DOOR E) ROLL-UP DOOR
F) U.L. 3 HOUR LABEL DOOR AND LABEL FRAME
G) NOT PROVIDED BY GOLDEN GIANT
H) HALF GLASS
J) VISION LITE

ALL GLASS PANELS, GLASS DOORS, AND GLASS WINDOWS LOCATED ADJACENT TO A WALKING SURFACE SHALL MEET SAFTY GLAZING CERTIFICATION COUNCIL STANDARD ANSI Z97.1 AND SHALL BEAR PERMANENT INDENTIFYING MARK ISSUED BY MANUFACTURER. DOUBLE LEAF DOORS, BOTH LEAFS SHALL BE 32" CLEAR.

DOORS SHALL HAVE CLEARANCES PER THE AREA WITHOUT THE REQUIRED CLEARANCES SHALL BE 48" PLUS THE WIDTH OF ANY DOOR SWINGING INTO THE SPACE, BUT NOT LESS THAN 70" CLEAR BETWEEN THE DOORS.

THRESHOLDS AT DOORWAYS SHALL NOT EXCEED 1/2" RAISED THRESHOLDS SHALL BE BEVELED WITH A SLOPE NO GREATER THAN 12.

HANDLES, PULLS, LATCHES, LOCKS, AND OTHER OPERATING DEVISES ON ACCESSIBLE DOORS SHALL HAVE A SHAPE THAT IS EASY TO GRASP WITH ONE HAND AND DOES NOT REQUIRE TIGHT GRASPING, OR TWISTING OF THE WRIST TO OPERATE, LEVER - OPERATED MECHANISMS, PUSH - TYPE MECHANISMS, AND U - SHAPED HANDLES ARE ACCEPTABLE DESIGNS.

HARDWARE FOR REQUIRED ACCESSIBLE DOOR PASSAGE SHALL BE MOUNTED NO HIGHER THAN 48" ABOVE FINISHED FLOOR. THIS INCLUDES SLIDE BOLTS AND THUMB TURN LOCKS ON GLASS DOORS.

DOORS W/ CLOSERES SHALL HAVE A SWEEP PERIOD SO THAT FROM AN OPEN POSITION OF 70 DEGREES THE DOOR WILL TAKE AT LEAST 3 SECONDS TO MOVE TO A POINT 3" FROM THE LATCH, MEASURED TO THE LEADING EDGE OF THE DOOR.

DOOR OPENING FORCE SHALL BE: FIRE DOORS - MINIMUM ALLOWABLE PER CODE EXTERIOR HINGED DOORS = 8.5 LBS. INTERIOR HINGED DOORS = 5.0 LBS SLIDING DOORS = 5.0 LBS.

FIRE ALARM CONTROL UNITS & PANELS

FAAP	FIRE ALARM REMOTE ANNUNCIATOR PANEL
FACP	FIRE ALARM CONTROL PANEL
FAEP	FIRE ALARM EXTENDER PANEL
IAP	INVERTER ANNUNCIATOR PANEL

LIFE SAFETY PLAN LEGEND

LINE TYPES:

- FIRE BARRIER - SMOKE RATED
- FIRE BARRIER - 1 HOUR FIRE RATED
- FIRE BARRIER - 2 HOUR FIRE RATED
- 50'-0" - TRAVEL DISTANCE

DESIGNATIONS:

- (1) - DOOR FIRE RESISTANCE TYPE (SEE DOOR SCHEDULE)
- MEANS OF EGRESS FROM ROOM PRIMARY / SECONDARY

WALL TYPES:

- INTERIOR WALLS
- INTERIOR WALLS TO UNDERSIDE OF FLOOR / ROOF DECK

DETECTORS:

- (S) (S) - SMOKE DETECTOR SYSTEM CEILING / WALL MOUNTED
- (H) (H) - HEAT DETECTOR SYSTEM CEILING / WALL MOUNTED

ALARMS:

- (F) (F) - FIRE ALARM - VISUAL INDICATOR CEILING / WALL MOUNTED
- (F) (F) - FIRE ALARM - VISUAL & AUDIBLE INDICATOR CEILING / WALL MOUNTED

MISCELLANEUOS:

- EXIT LIGHT (SHADED SIDE INDICATES LIGHT) CEILING / WALL MOUNTED
- FIRE EXTINGUISHER CABINET

ROOM NAME

1-101 - ROOM NAME & NUMBER DESIGNATION

000.00 SF — ROOM SQUARE FOOTAGE

0 OCCUPANTS — ROOM OCCUPANT LOAD

DOOR LABELS AS INDICATED ON LIFE SAFETY PLAN AND DOOR FINISH SCHEDULE

(1) 45 MIN. FIRE RESISTANCE

(2) 20 MIN. SMOKE RATED

1. PATH OF TRAVEL TO EXTERIOR EXIT INDICATED ON LIFE SAFETY PLAN
2. PRIMARY MEANS OF EGRESS FROM ROOMS
3. SECONDARY MEANS OF EGRESS FROM ROOMS
4. (F.E.) WALL-HUNG EXTINGUISHER 50 FEET (15.2 METERS) BETWEEN CLASS B

FIRE EXTINGUISHERS SHALL BE INDICATED AS ON LIFE SAFETY PLAN AND SHALL BE TYPE 2A-10B:C RATED EXTINGUISHER

E.W.C. ELECTRIC WATER COOLER
WALL MOUNT HI-LO ADA FILTERED TOUCHLESS WATER COOLER AND BOTTLE FILLER

EGRESS TRAVEL FIRST FLOOR

PATH ID EGRESS	TRAVEL DISTANCE
	0' - 0"
1	158' - 6"
2	104' - 9"
3	98' - 5"
4	85' - 6"
5	113' - 2"
6	113' - 0"
7	150' - 0"
9	36' - 0"
10	252' - 11"
11	318' - 5"

CODE REVIEW ANALYSIS

PROJECT SUMMARY: NEW CONSTRUCTION OF MARINE RACK VESSEL STORAGE WAREHOUSE ICW MARINA VILLAGE PHASE ONE

CLASSIFICATION OF WORK: NEW CONSTRUCTION

TYPE OF CONSTRUCTION: TYPE II B

TYPE OF OCCUPANCY: GROUP S-1

FIRE PROTECTION SYSTEM: AUTOMATIC FIRE RATED SYSTEM

NUMBER OF STORIES: ONE STORY BUILDING HEIGHT: TOP HEIGHT - 56'-0" A.F.F.

GROSS SF AREA:

TOTAL BUILDING GSF = 58,974 GSF

TRAVEL DISTANCE REQUIREMENTS
A. COMMON PATH OF TRAVEL = 100 FT.
B. DEAD END CORRIDOR LIMIT = 20 FT.
C. TRAVEL DISTANCE LIMIT WITH SPRINKLER SYSTEM = 300 FT.

ROOM AREA SCHEDULE

NUMBER	NAME	AREA
1	BOAT STORAGE	50,995 SF
2	FUTURE SERVICE/PARTS	1,734 SF
3	FIRE RISER/MECH.	445 SF
4	ELECTRICAL/ I.T. CLOSET	445 SF
5	STOCK/ STOR.	119 SF
6	SHIPS STORE	1,821 SF
7	FIRE RISER AND PUMP	102 SF
8	MEN'S RESTROOM	374 SF
9	SHWR.	75 SF
10	WOMEN'S RESTROOM	368 SF
11	OFFICE	152 SF
12	OPERATIONS/ICE STOR.	548 SF
13	OFFICE	153 SF
14	SHWR.	75 SF
GRAND TOTAL: 14		57,457 SF

OCCUPANCY LOAD CALCULATION

ROOM NUMBER	ROOM NAME	SQUARE FOOTAGE CALCULATION	PROPOSED OCCUPANCY
1	BOAT STORAGE	50,994.74 SF	103
2	FUTURE SERVICE/PARTS	1,733.82 SF	12
3	FIRE RISER/MECH.	445.36 SF	
4	ELECTRICAL/ I.T. CLOSET	445.36 SF	
5	STOCK/ STOR.	118.74 SF	
6	SHIPS STORE	1,821.43 SF	31
7	FIRE RISER AND PUMP	101.91 SF	
8	MEN'S RESTROOM	374.03 SF	
9	SHWR.	74.81 SF	
10	WOMEN'S RESTROOM	367.86 SF	
11	OFFICE	152.38 SF	1
12	OPERATIONS/ICE STOR.	548.27 SF	
13	OFFICE	152.78 SF	1
14	SHWR.	75.10 SF	
14		57,456.58 SF	

ADA MANEUVERING CLEARENCES AT DOORS

	FRONT APPROACH	HINGE APPROACH	LATCH APPROACH
PULL SIDE	Y = 60" MIN. X = 18" MIN.	Y = 60" MIN. X = 36" MIN. Y = 54" MIN. X = 42" MIN.	Y = 48" MIN. X = 24" MIN. Y = 54" MIN. IF DOOR HAS A CLOSER
PUSH SIDE	Y = 48" MIN. X = 12" MIN. X = 12" MIN. IF DOOR HAS A CLOSER & LATCH	Y = 42" MIN. X = 22" MIN. Y = 48" MIN. IF DOOR HAS A CLOSER & LATCH	Y = 42" MIN. X = 24" MIN. Y = 48" MIN. IF DOOR HAS A CLOSER

DOORS - ADA DOOR SWING

RECOMMENDED FIRE EXTINGUISHER MOUNTING HEIGHT

EXTINGUISHER SIGN

40 POUNDS AND UNDER NOT MORE THEN 5 FEET

OVER 40 POUNDS NOT MORE THEN 3.5 FEET

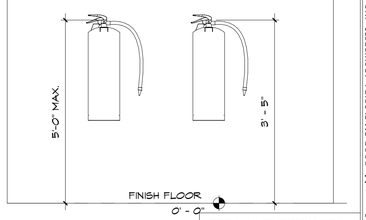

VERIFY ALL DIMENSIONS WITH METAL BUILDING SHOP DRAWINGS

Copyright: 2025 BY FLORIDA ARCHITECTS, INC. : ARCHITECT EXPRESSLY RESERVES HIS EXCLUSIVE COMMON LAW COPYRIGHT AND PROPERTY RIGHTS TO THESE DRAWINGS WHICH MAY NOT BE REPRODUCED, CHANGED OR COPIED IN ANY FORM OR MANNER, NOR ARE THEY TO BE ASSIGNED TO ANY PARTY WITHOUT THE ARCHITECT'S WRITTEN CONSENT.

FLA
FLORIDA ARCHITECTS
LICENSE #AR12728
103 W. 5TH STREET,
PANAMA CITY, FL 32401
(850) 257-5400

CLIENT:

CARDELLA CONSTRUCTION CO
101 Amar Pl, Panama City Beach, FL 32413
Phone: (954) 271-3307

PROJECT:
THE St. JOE COMPANY
INTRA-COASTAL WATERWAY(ICW) MARINA PHASE ONE
LATITUDE BOULEVARD
PANAMA CITY BEACH, FLORIDA 32413

CONSULTANTS:

Dewberry
203 Aberdeen Pkwy, Panama City, FL 32405 (850) 522-0644

GOLDEN GIANT BUILDING SYSTEMS
13300 S Vision Dr, Kenton, OH 43326
Phone: (419) 674-4038

MAFFETT OFTIS ENGINEERING, LLC
1 S Jefferson Ave #101, Cookeville, TN 38501
Phone:(931) 526-5143

O'CONNELL & ASSOCIATES CONSULTING ENGINEERS
1394 County Hwy 283 S Building 3, Santa Rosa Beach, FL 32459
Phone:(850) 403-4555

TAYLOR ENGINEERING, INC.
4300 Legendary Dr Suite C246, Destin, FL 32541
Phone: (850) 460-7040

SEAL:

CONSTRUCTION DOCUMENTS

SCALE:	DATE:
As indicated	11/04/2025
DRAWN BY: NP	CHECKED BY: JJS

NO	REVISION	DATE

SHEET TITLE:

LIFE SAFETY PLAN

PROJECT NO.	SHEET NO.
4374-01	A1.00

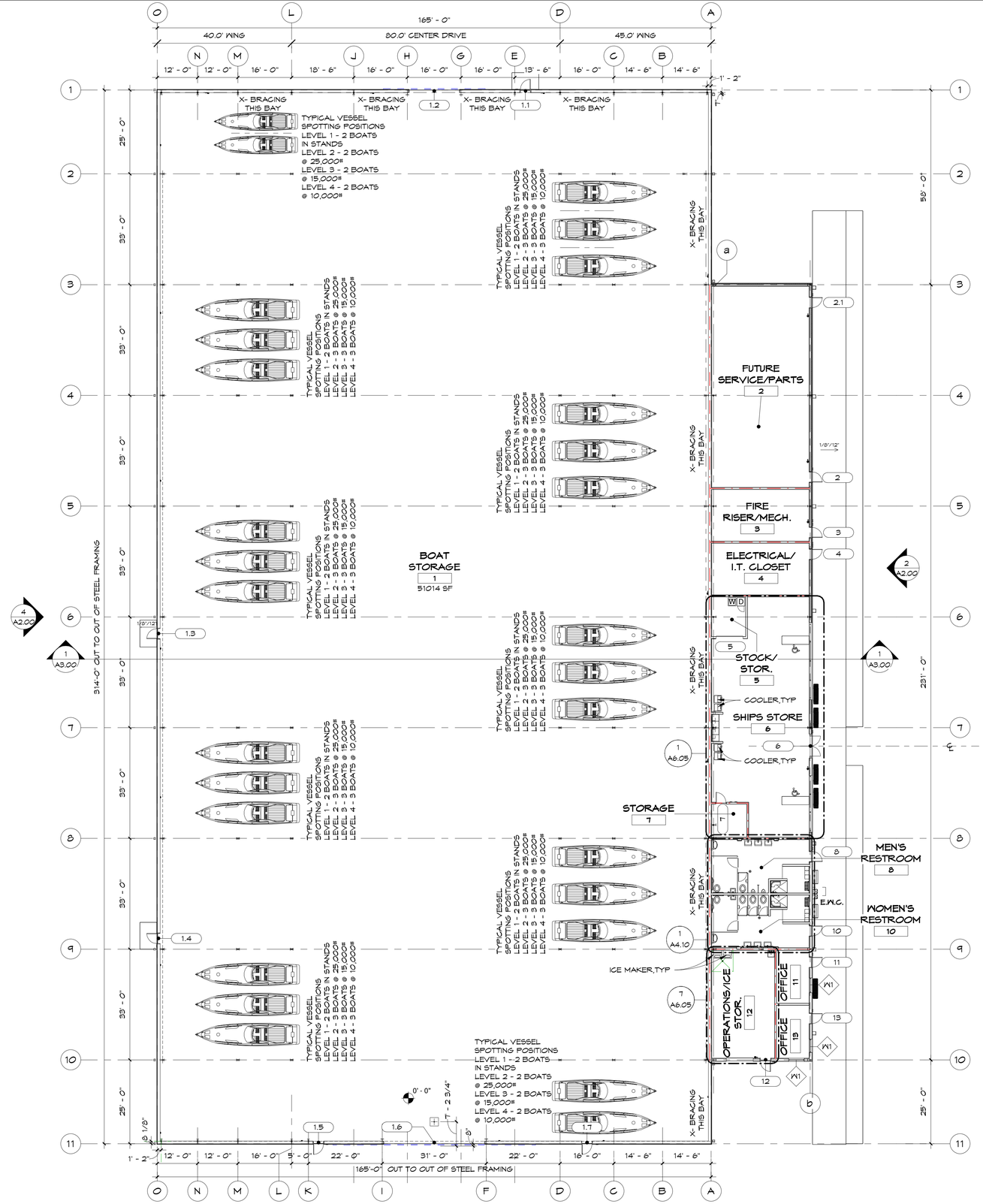

FLOOR PLAN

1/16" = 1'-0"

ANNEX AREA SCHEDULE		
NUMBER	NAME	AREA
2	FUTURE SERVICE/PARTS	1,734 SF
3	FIRE RISER/MECH.	445 SF
4	ELECTRICAL/ I.T. CLOSET	445 SF
5	STOCK/ STOR.	119 SF
6	SHIPS STORE	1,821 SF
7	STORAGE	102 SF
8	MEN'S RESTROOM	374 SF
9	SHWR.	75 SF
10	WOMEN'S RESTROOM	360 SF
11	OFFICE	152 SF
12	OPERATIONS/ICE STOR.	548 SF
13	OFFICE	153 SF
14	SHWR.	75 SF
GRAND TOTAL: 13		6,462 SF

NOTE:
BOTTOM OF ROOF DECK OF THE ANNEX TO RECEIVE FIRE INSULATION: INTERIOR SIDE OF ROOF DECK COAT WITH 45 DRY MILS OF INTUMESCENT FIREPROOFING (1 HOUR FIRE RATED)

VERIFY ALL DIMENSIONS WITH METAL BUILDING SHOP DRAWINGS

Copyright: 2025 BY FLORIDA ARCHITECTS, INC. - ARCHITECT EXPRESSLY RESERVES HIS EXCLUSIVE COMMON LAW COPYRIGHT AND PROPERTY RIGHTS TO THESE DRAWINGS WHICH MAY NOT BE REPRODUCED, CHANGED OR COPIED IN ANY FORM OR MANNER, NOR ARE THEY TO BE ASSIGNED TO ANY PARTY WITHOUT THE ARCHITECT'S WRITTEN CONSENT.

FLA
FLORIDA ARCHITECTS
LICENSE #AR12728
103 W. 5TH STREET,
PANAMA CITY, FL 32401
(850) 257-5400

CLIENT:
CARDELLA CONSTRUCTION CO
101 Amar Pl, Panama City Beach, FL 32413
Phone: (954) 271-3307

PROJECT:
THE St. JOE COMPANY
ICW MARINA
PHASE 1 - BUILDING

LATITUDE BLVD.
PANAMA CITY BEACH,
FLORIDA 32413

CONSULTANTS:

Dewberry
203 Aberdeen Pkwy, Panama City, FL 32405 (850) 522-0644

GOLDEN GIANT BUILDING SYSTEMS
13300 S Vision Dr,
Kenton, OH 43326
Phone: (419) 674-4038

MAFFETT OFTIS ENGINEERING, LLC
1 S Jefferson Ave #101,
Cookeville, TN 38501
Phone:(931) 526-5143

O'CONNELL & ASSOCIATES CONSULTING ENGINEERS
1394 County Hwy 283 S Building 3,
Santa Rosa Beach, FL 32459
Phone:(850) 403-4555

TAYLOR ENGINEERING, INC.
4300 Legendary Dr Suite C246,
Destin, FL 32541
Phone: (850) 460-7040

SEAL:

PHASE 1
PERMIT SET

SCALE:	DATE:
As indicated	5/15/26
DRAWN BY: NP/JB	CHECKED BY: JJS

NO	REVISION	DATE

SHEET TITLE:
FLOOR PLANS

PROJECT NO. 4374-01
SHEET NO. A1.01

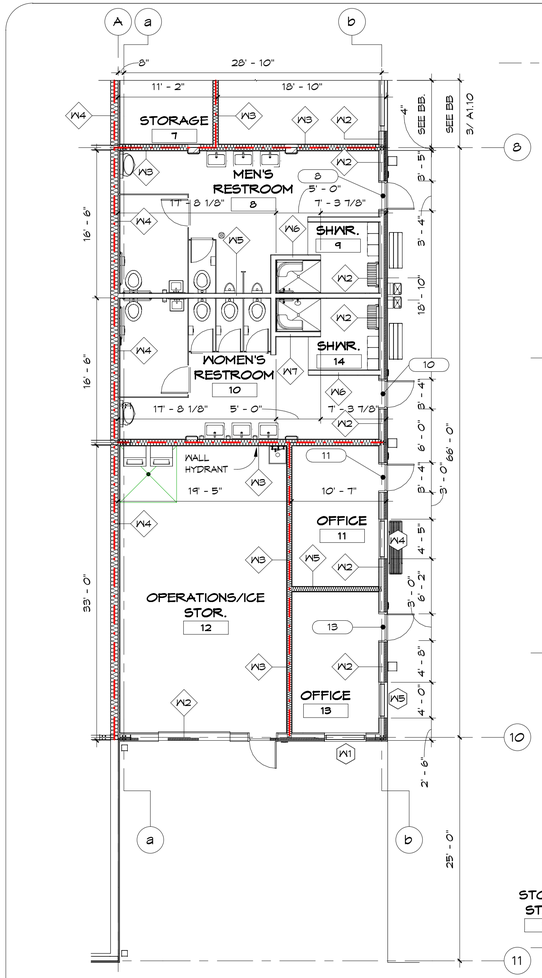

2 A1.10 ANNEX DIMENSION FLOOR AA 1/8" = 1'-0"

NOTE:
BOTTOM OF ROOF DECK OF THE ANNEX TO RECEIVE FIRE INSULATION: INTERIOR SIDE OF ROOF DECK COAT WITH 45 DRY MILS OF INTUMESCENT FIREPROOFING
(1 HOUR FIRE RATED)

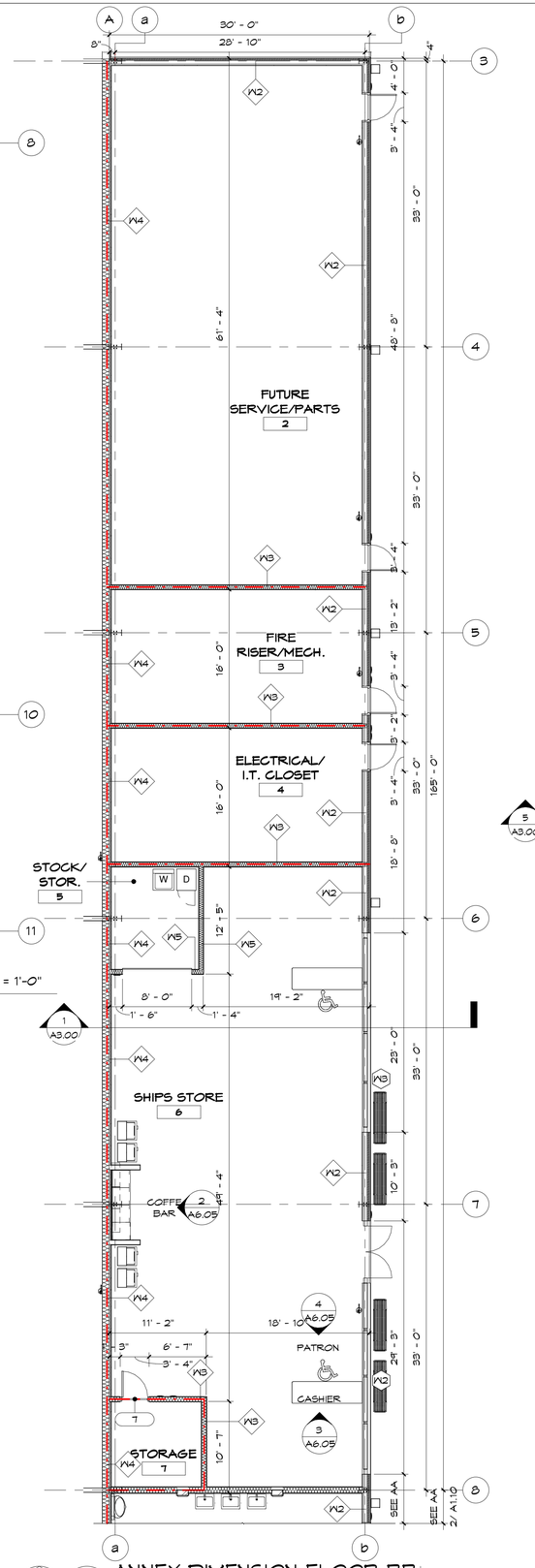

3 A1.10 ANNEX DIMENSION FLOOR BB 1/8" = 1'-0"

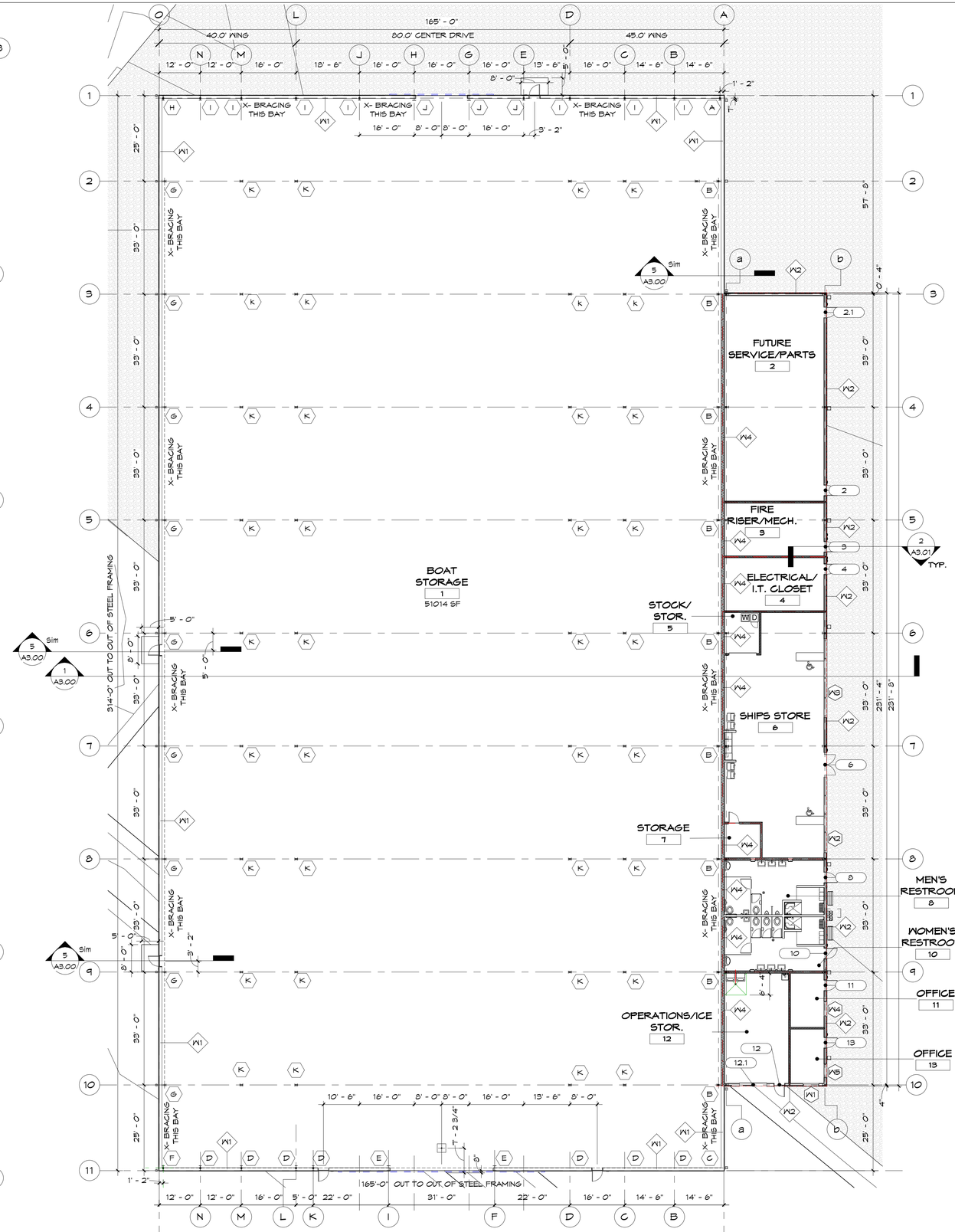

1 A1.10 DIMENSION FLOOR PLAN 1/16" = 1'-0"

VERIFY ALL DIMENSIONS WITH METAL BUILDING SHOP DRAWINGS

Copyright: 2025 BY FLORIDA ARCHITECTS, INC. ; ARCHITECT EXPRESSLY RESERVES HIS EXCLUSIVE COMMON LAW COPYRIGHT AND PROPERTY RIGHTS TO THESE DRAWINGS WHICH MAY NOT BE REPRODUCED, CHANGED OR COPIED IN ANY FORM OR MANNER, NOR ARE THEY TO BE ASSIGNED TO ANY PARTY WITHOUT THE ARCHITECT'S WRITTEN CONSENT.

FLA
FLORIDA ARCHITECTS
LICENSE #AR12728
103 W. 5TH STREET,
PANAMA CITY, FL 32401
(850) 257-5400

CLIENT:
CARDELLA CONSTRUCTION CO
101 Amar Pl, Panama City Beach, FL 32413
Phone: (954) 271-3307

PROJECT:
THE St. JOE COMPANY
ICW MARINA
PHASE 1 - BUILDING

LATITUDE BLVD.
PANAMA CITY BEACH,
FLORIDA 32413

CONSULTANTS:
Dewberry
203 Aberdeen Pkwy, Panama City, FL 32405 (850) 522-0644

GOLDEN GIANT BUILDING SYSTEMS
13300 S Vision Dr,
Kenton, OH 43326
Phone: (419) 674-4038

MAFFETT OFTIS ENGINEERING, LLC
1 S Jefferson Ave #101,
Cookeville, TN 38501
Phone:(931) 526-5143

O'CONNELL & ASSOCIATES CONSULTING ENGINEERS
1394 County Hwy 283 S Building 3,
Santa Rosa Beach, FL 32459
Phone:(850) 403-4555

TAYLOR ENGINEERING, INC.
4300 Legendary Dr Suite C246,
Destin, FL 32541
Phone: (850) 460-7040

SEAL:

PHASE 1
PERMIT SET

SCALE:	DATE:
As indicated	5/15/26
DRAWN BY: NP	CHECKED BY: JJS

NO	REVISION	DATE

SHEET TITLE:
DIMENSION PLANS

PROJECT NO. 4374-01
SHEET NO. A1.10



RCP CEILING PLAN

1/16" = 1'-0"

FIRE ALARM INITIATING DEVICES

- F — MANUAL FIRE ALARM PULL STATION
- S x — SYSTEM SMOKE DETECTOR - CLG. MOUNT ("X" = TYPE, PHOTOELECTRIC IF OMITTED).
  - AS = AIR SAMPLING
  - BR = BEAM RECEIVER
  - BT = BEAM TRANSMITTER
  - PA = SERVING PRE-ACTION SPRINKLER SYSTEM
- SYSTEM SMOKE DETECTOR

FIRE ALARM NOTIFICATION APPLIANCES

- F # — FIRE ALARM VISUAL NOTIFICATION DEVICE - CEILING MOUNT. ("#" INDICATES CANDELA RATING. 15 CD IF OMITTED). COLOR: WHITE
- F # — FIRE ALARM AUDIBLE / VISUAL NOTIFICATION DEVICE - CEILING MOUNT. ("#" INDICATES CANDELA RATING. 15 CD IF OMITTED). COLOR: WHITE

LIGHT FIXTURES:

LIGHTING ZONE RELAY DENOTED AS R# . LETTER INDICATES CONTROL TYPE.
E= EMERGENCY
R=RELAY
D=DIMMING

FIXTURE TYPE — A1

R1 — LIGHTING CONTROL ZONE LIGHTING CONTROL PANEL RELAY OR DIMMING MODULE

- A## — LIGHT FIXTURE - CAPITAL LETTER INDICATES FIXTURE TYPE
- LAY-IN, RECESSED OR SURFACE MOUNT TROFFER
- EM — FIXTURE ON EMERGENCY GENERATOR CIRCUIT
- STRIP FIXTURE
- SUSPENDED FIXTURE

1. REFER TO ELECTRICAL DRAWINGS FOR LOCATIONS

NOTE:

1. ALL CEILING ELEVATIONS ARE FROM ABOVE FINISH FLOOR (REFER TO SCHEDULE)
2. REFER TO LIFE SAFETY PLANS AND ELECTRICAL LIGHTING PLANS FOR LOCATIONS OF EMERGENCY AND EXIT LIGHTS

RCP LEGEND:

CEILING TYPES:

- 2X2 VINYL COVERED DROP-IN TILES
- EXPOSED CEILING
- BOTTOM OF ROOF DECK OF THE ANNEX TO RECEIVE FIRE INSULATION: INTERIOR SIDE OF ROOF DECK COAT WITH 45 DRY MILS OF INTUMESCENT FIREPROOFING (1 HOUR FIRE RATED)
- ROOF SKYLIGHT
- SUPPLY DIFFUSER
- RETURN AIR GRILLE

1. REFER TO MECHANICAL DRAWINGS FOR LOCATIONS

NOTE:
BOTTOM OF ROOF DECK OF THE ANNEX TO RECEIVE FIRE INSULATION: INTERIOR SIDE OF ROOF DECK COAT WITH 45 DRY MILS OF INTUMESCENT FIREPROOFING (1 HOUR FIRE RATED)

VERIFY ALL DIMENSIONS WITH METAL BUILDING SHOP DRAWINGS

Copyright: 2025 BY FLORIDA ARCHITECTS, INC. : ARCHITECT EXPRESSLY RESERVES HIS EXCLUSIVE COMMON LAW COPYRIGHT AND PROPERTY RIGHTS TO THESE DRAWINGS WHICH MAY NOT BE REPRODUCED, CHANGED OR COPIED IN ANY FORM OR MANNER, NOR ARE THEY TO BE ASSIGNED TO ANY PARTY WITHOUT THE ARCHITECT'S WRITTEN CONSENT.

FLA
FLORIDA ARCHITECTS
LICENSE #AR12728
103 W. 5TH STREET,
PANAMA CITY, FL 32401
(850) 257-5400

CLIENT:
CARDELLA CONSTRUCTION CO
101 Amar Pl, Panama City Beach, FL 32413
Phone: (954) 271-3307

PROJECT:
THE St. JOE COMPANY
ICW MARINA
PHASE 1 - BUILDING

LATITUDE BLVD.
PANAMA CITY BEACH,
FLORIDA 32413

CONSULTANTS:
Dewberry
203 Aberdeen Pkwy, Panama City, FL 32405 (850) 522-0644

GOLDEN GIANT BUILDING SYSTEMS
13300 S Vision Dr,
Kenton, OH 43326
Phone: (419) 674-4038

MAFFETT OFTIS ENGINEERING, LLC
1 S Jefferson Ave #101,
Cookeville, TN 38501
Phone:(931) 526-5143

O'CONNELL & ASSOCIATES CONSULTING ENGINEERS
1394 County Hwy 283 S Building 3,
Santa Rosa Beach, FL 32459
Phone:(850) 403-4555

TAYLOR ENGINEERING, INC.
4300 Legendary Dr Suite C246,
Destin, FL 32541
Phone: (850) 460-7040

SEAL:

PHASE 1
PERMIT SET

SCALE:	DATE:
As indicated	5/15/26
DRAWN BY: NP	CHECKED BY: JJS

NO	REVISION	DATE

SHEET TITLE:
REFLECTED CEILING PLANS

PROJECT NO.	SHEET NO.
4374-01	A1.40



28'-4" (77)	29'-1" (77)	26'-10" (77)	26'-10" (77)	29'-1" (77)	28'-4" (77)
28'-4" (28)	23'-0" (28)	LIGHT PANEL 12'-5" (28)	20'-10" (28)	20'-10" (28)	LIGHT PANEL 12'-5" (28)	23'-0" (28)	28'-4" (28)

ROOF SHEETING
ELS, 24 Ga GG
Clean White

1 A1.50 ROOF PLAN

1/16" = 1'-0"

VERIFY ALL DIMENSIONS WITH METAL BUILDING SHOP DRAWINGS

Copyright: 2025 BY FLORIDA ARCHITECTS, INC. : ARCHITECT EXPRESSLY RESERVES HIS EXCLUSIVE COMMON LAW COPYRIGHT AND PROPERTY RIGHTS TO THESE DRAWINGS WHICH MAY NOT BE REPRODUCED, CHANGED OR COPIED IN ANY FORM OR MANNER, NOR ARE THEY TO BE ASSIGNED TO ANY PARTY WITHOUT THE ARCHITECT'S WRITTEN CONSENT.

FLA
FLORIDA ARCHITECTS
LICENSE #AR12728
103 W. 5TH STREET,
PANAMA CITY, FL 32401
(850) 257-5400

CLIENT:

CARDELLA CONSTRUCTION CO
101 Amar Pl, Panama City Beach, FL 32413
Phone: (954) 271-3307

PROJECT:
THE St. JOE COMPANY
ICW MARINA
PHASE 1 - BUILDING

LATITUDE BLVD.
PANAMA CITY BEACH,
FLORIDA 32413

CONSULTANTS:

Dewberry
203 Aberdeen Pkwy, Panama City, FL 32405 (850) 522-0644

GOLDEN GIANT BUILDING SYSTEMS
13300 S Vision Dr,
Kenton, OH 43326
Phone: (419) 674-4038

MAFFETT OFTIS ENGINEERING, LLC
1 S Jefferson Ave #101,
Cookeville, TN 38501
Phone:(931) 526-5143

O'CONNELL & ASSOCIATES CONSULTING ENGINEERS
1394 County Hwy 283 S Building 3,
Santa Rosa Beach, FL 32459
Phone:(850) 403-4555

TAYLOR ENGINEERING, INC.
4300 Legendary Dr Suite C246,
Destin, FL 32541
Phone: (850) 460-7040

SEAL:

PHASE 1
PERMIT SET

SCALE:	DATE:
1/16" = 1'-0"	5/15/26
DRAWN BY: NP	CHECKED BY: JJS

NO	REVISION	DATE

SHEET TITLE:

ROOF PLANS

PROJECT NO.	SHEET NO.
4374-01	A1.50

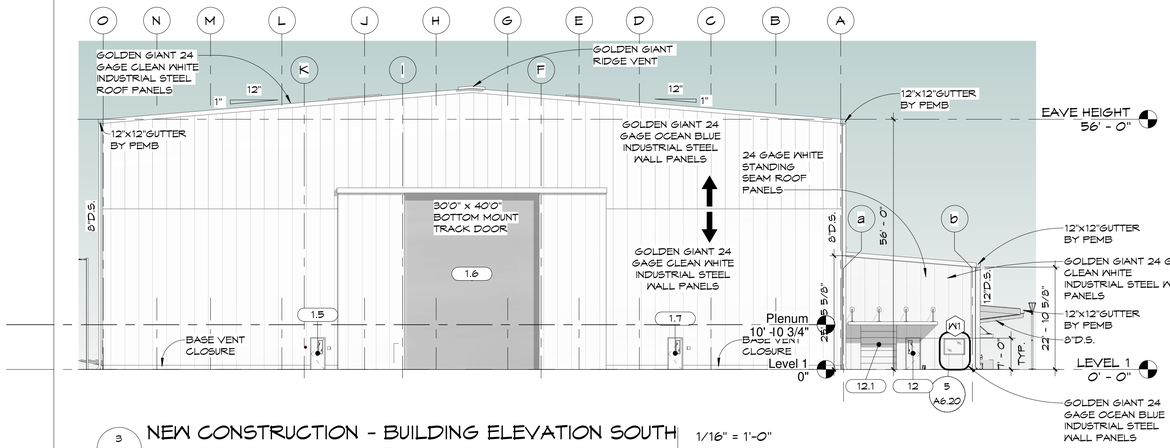

3 A2.00 NEW CONSTRUCTION - BUILDING ELEVATION SOUTH 1/16" = 1'-0"

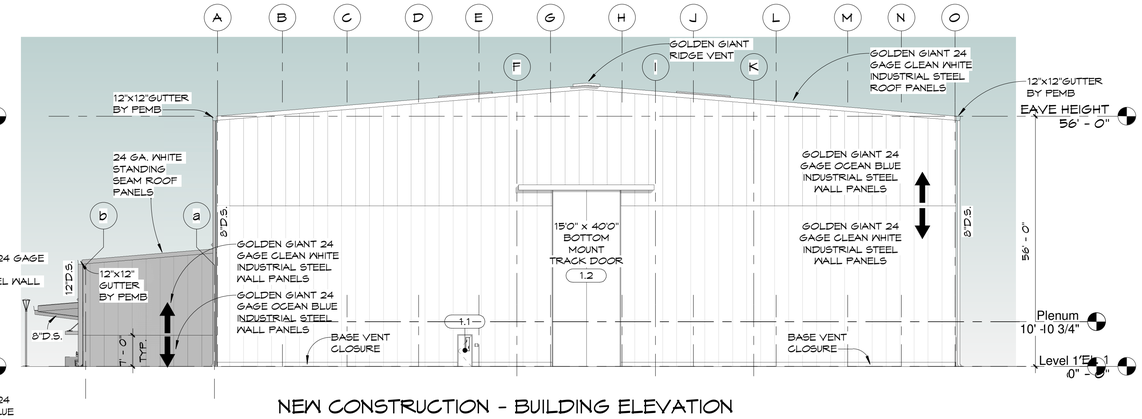

1 A2.00 NEW CONSTRUCTION - BUILDING ELEVATION NORTH 1/16" = 1'-0"

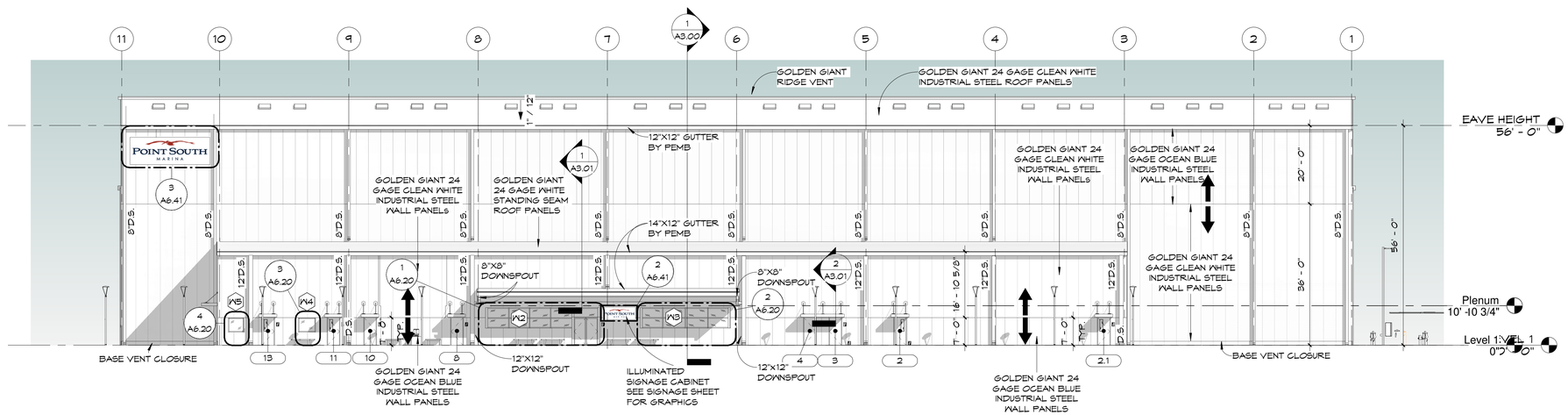

2 A2.00 NEW CONSTRUCTION - BUILDING ELEVATION EAST 1/16" = 1'-0"

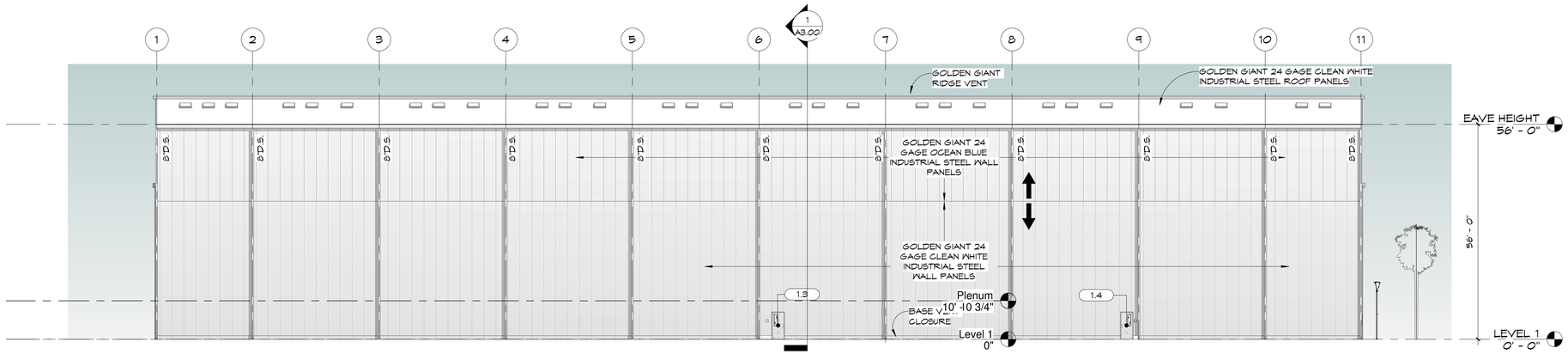

4 A2.00 NEW CONSTRUCTION - BUILDING ELEVATION WEST 1/16" = 1'-0"

VERIFY ALL DIMENSIONS WITH METAL BUILDING SHOP DRAWINGS

Copyright 2025 BY FLORIDA ARCHITECTS, INC. : ARCHITECT EXPRESSLY RESERVES HIS EXCLUSIVE COMMON LAW COPYRIGHT AND PROPERTY RIGHTS TO THESE DRAWINGS WHICH MAY NOT BE REPRODUCED, CHANGED OR COPIED IN ANY FORM OR MANNER, NOR ARE THEY TO BE ASSIGNED TO ANY PARTY WITHOUT THE ARCHITECT'S WRITTEN CONSENT.

FLA
FLORIDA ARCHITECTS
LICENSE #AR12728
103 W. 5TH STREET,
PANAMA CITY, FL 32401
(850) 257-5400

CLIENT:

CARDELLA CONSTRUCTION CO
101 Amar Pl, Panama City Beach, FL 32413
Phone: (954) 271-3307

PROJECT:
THE St. JOE COMPANY
ICW MARINA
PHASE 1 - BUILDING

LATITUDE BLVD.
PANAMA CITY BEACH,
FLORIDA 32413

CONSULTANTS:

Dewberry
203 Aberdeen Pkwy, Panama City, FL 32405 (850) 522-0644

GOLDEN GIANT BUILDING SYSTEMS
13300 S Vision Dr,
Kenton, OH 43326
Phone: (419) 674-4038

MAFFETT OFTIS ENGINEERING, LLC
1 S Jefferson Ave #101,
Cookeville, TN 38501
Phone:(931) 526-5143

O'CONNELL & ASSOCIATES CONSULTING ENGINEERS
1394 County Hwy 283 S Building 3,
Santa Rosa Beach, FL 32459
Phone:(850) 403-4555

TAYLOR ENGINEERING, INC.
4300 Legendary Dr Suite C246,
Destin, FL 32541
Phone: (850) 460-7040

SEAL:

PHASE 1
PERMIT SET

SCALE:	DATE:
1/16" = 1'-0"	5/15/26
DRAWN BY: NP/JB	CHECKED BY: JJS

NO	REVISION	DATE

SHEET TITLE:

EXTERIOR
ELEVATIONS

PROJECT NO.	SHEET NO.
4374-01	A2.00

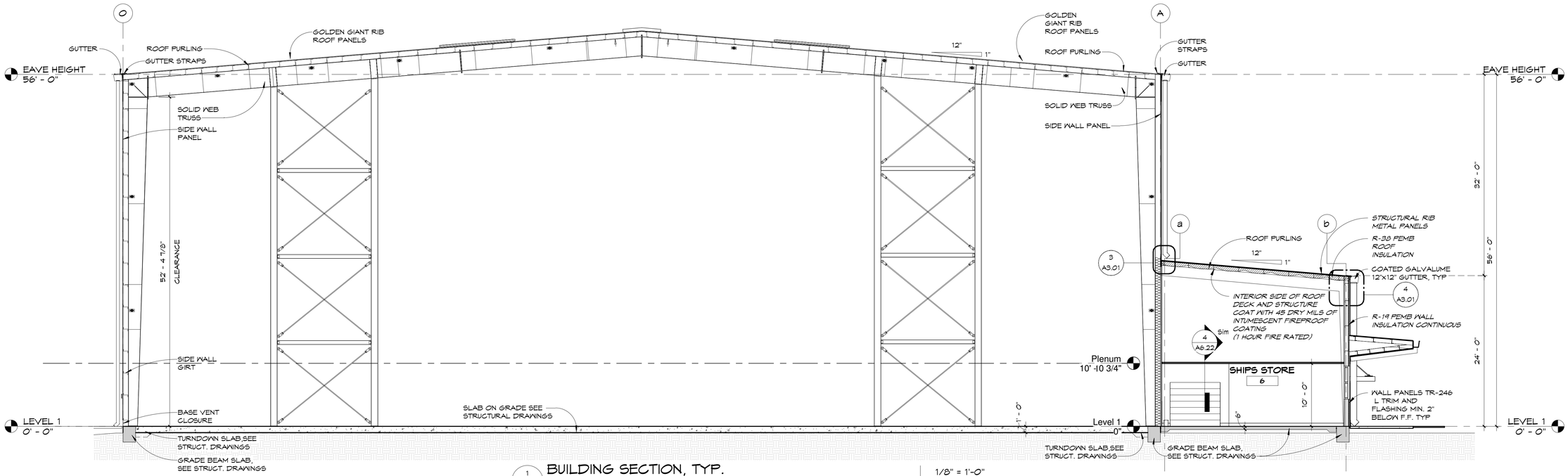

1 / A3.00 BUILDING SECTION, TYP.

FRAME LINES 3,4,5,6,7,8,9,10

1/8" = 1'-0"

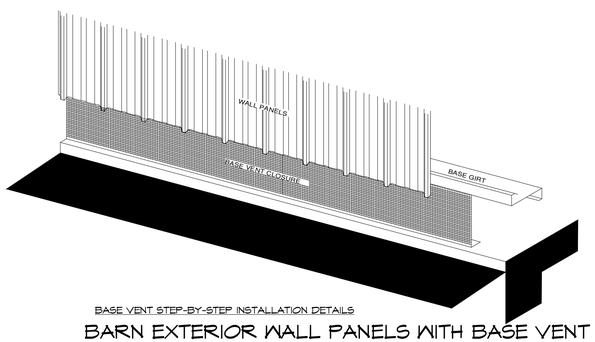

BASE VENT STEP-BY-STEP INSTALLATION DETAILS

4 / A3.00 BARN EXTERIOR WALL PANELS WITH BASE VENT CLOSURE 3D VIEW

6" = 1'-0"

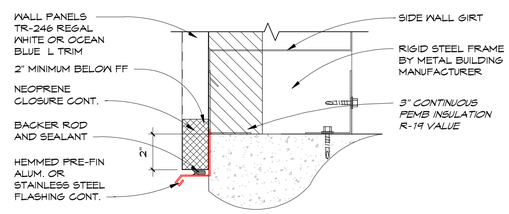

6 / A3.00 TYPICAL EXTERIOR ANNEX WALL BASE DETAIL

3" = 1'-0"

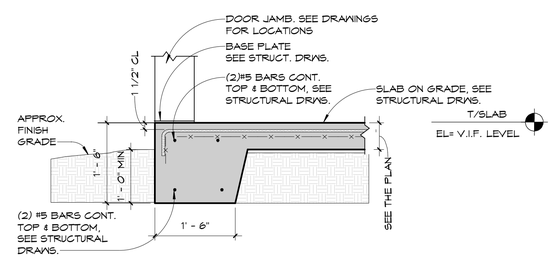

5 / A3.00 TYP. TURNDOWN SLAB DETAIL

3/4" = 1'-0"

VERIFY ALL DIMENSIONS WITH METAL BUILDING SHOP DRAWINGS

Copyright: 2025 BY FLORIDA ARCHITECTS, INC. ; ARCHITECT EXPRESSLY RESERVES HIS EXCLUSIVE COMMON LAW COPYRIGHT AND PROPERTY RIGHTS TO THESE DRAWINGS WHICH MAY NOT BE REPRODUCED, CHANGED OR COPIED IN ANY FORM OR MANNER, NOR ARE THEY TO BE ASSIGNED TO ANY PARTY WITHOUT THE ARCHITECT'S WRITTEN CONSENT.

FLA
FLORIDA ARCHITECTS
LICENSE #AR12728
103 W. 5TH STREET,
PANAMA CITY, FL 32401
(850) 257-5400

CLIENT:

CARDELLA CONSTRUCTION CO
101 Amar Pl, Panama City Beach, FL 32413
Phone: (954) 271-3307

PROJECT:

THE St. JOE COMPANY
ICW MARINA
PHASE 1 - BUILDING

LATITUDE BLVD.
PANAMA CITY BEACH,
FLORIDA 32413

CONSULTANTS:

Dewberry
203 Aberdeen Pkwy, Panama City, FL 32405 (850) 522-0644

GOLDEN GIANT BUILDING SYSTEMS
13300 S Vision Dr,
Kenton, OH 43326
Phone: (419) 674-4038

MAFFETT OFTIS ENGINEERING, LLC
1 S Jefferson Ave #101,
Cookeville, TN 38501
Phone:(931) 526-5143

O'CONNELL & ASSOCIATES CONSULTING ENGINEERS
1394 County Hwy 283 S Building 3,
Santa Rosa Beach, FL 32459
Phone:(850) 403-4555

TAYLOR ENGINEERING, INC.
4300 Legendary Dr Suite C246,
Destin, FL 32541
Phone: (850) 460-7040

SEAL:

PHASE 1
PERMIT SET

SCALE:	DATE:
As indicated	5/15/26
DRAWN BY: NP/JB	CHECKED BY: JJS

NO	REVISION	DATE

SHEET TITLE:

BUILDING SECTIONS

PROJECT NO.	SHEET NO.
4374-01	A3.00

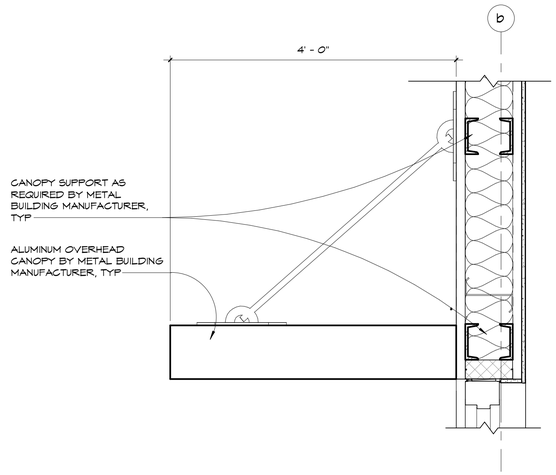

2 A3.01 ALUMINUM OVERHEAD CANOPY 1" = 1'-0"

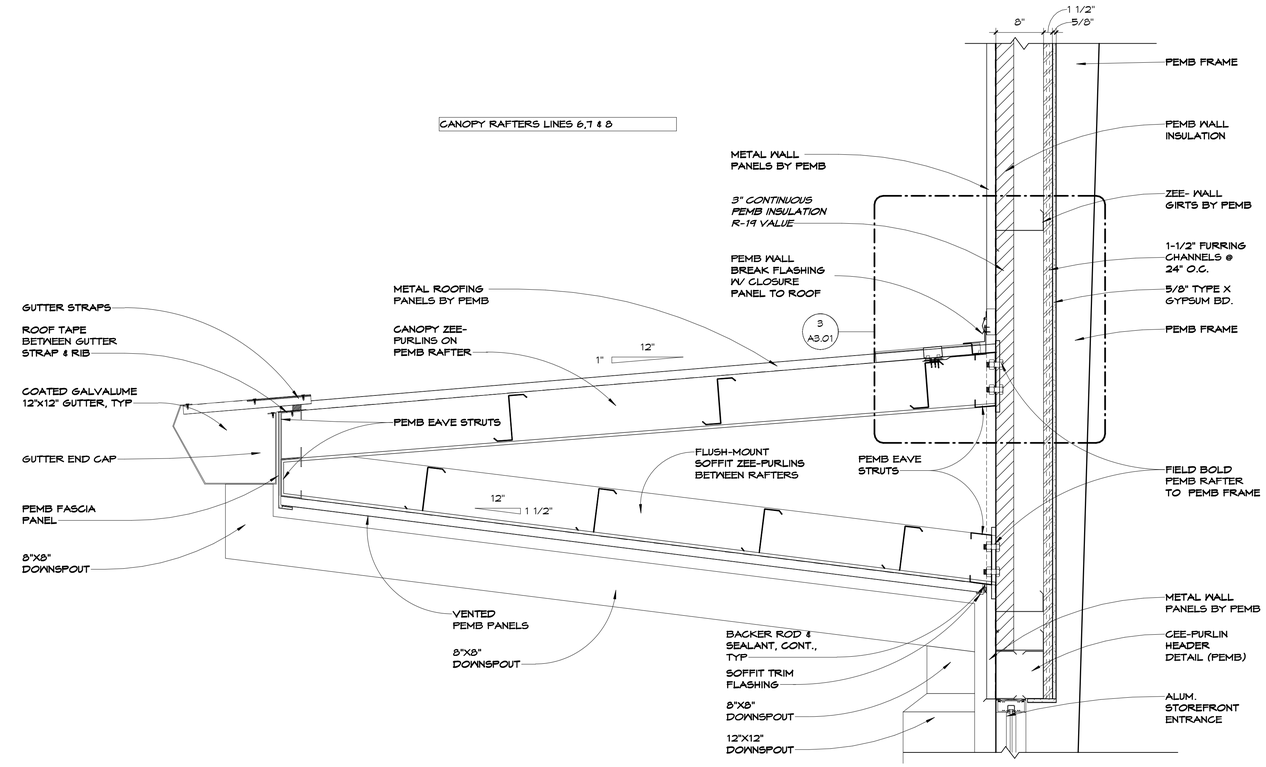

1 A3.01 SECTION DETAIL - PEMB AWNING 1" = 1'-0"

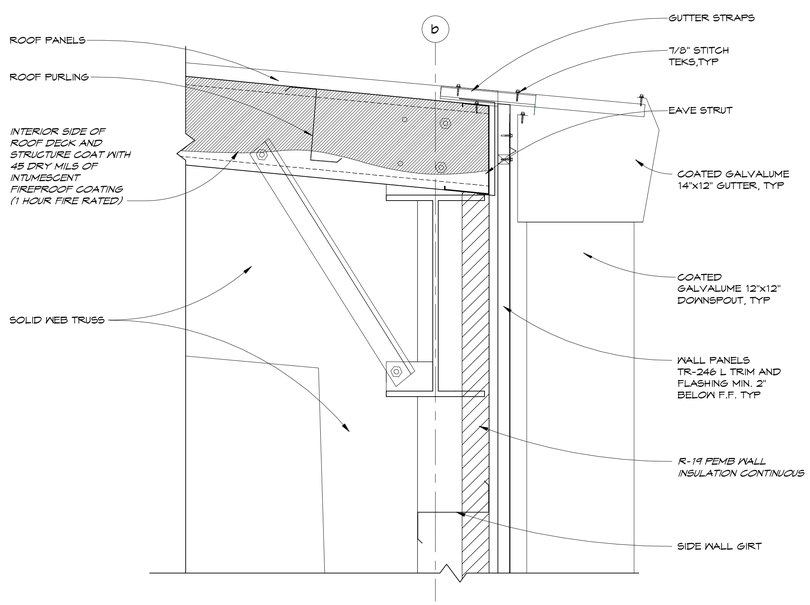

4 A3.01 ANNEX ROOF EDGE DETAIL,TYP 1 1/2" = 1'-0"

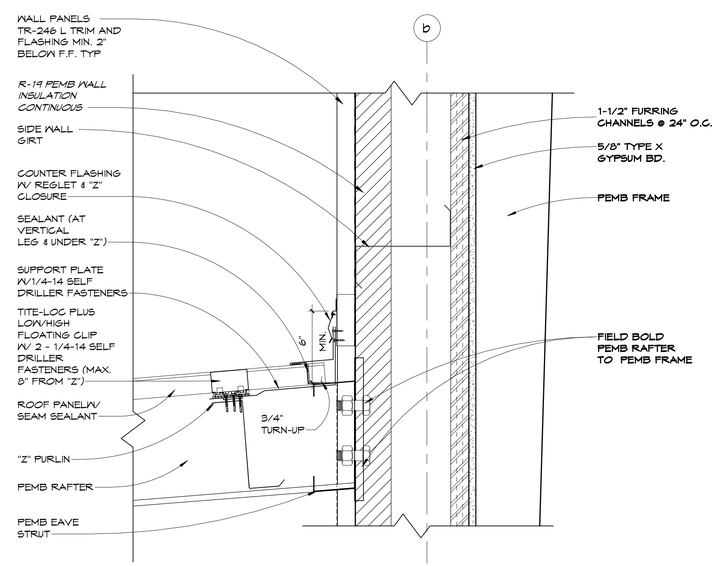

3 A3.01 ANNEX WALL ROOF SECTION DETAIL 1 : 6

Copyright: 2024 BY FLORIDA ARCHITECTS, INC. : ARCHITECT EXPRESSLY RESERVES HIS EXCLUSIVE COMMON LAW COPYRIGHT AND PROPERTY RIGHTS TO THESE DRAWINGS WHICH MAY NOT BE REPRODUCED, CHANGED OR COPIED IN ANY FORM OR MANNER, NOR ARE THEY TO BE ASSIGNED TO ANY PARTY WITHOUT THE ARCHITECT'S WRITTEN CONSENT.

FLA
FLORIDA ARCHITECTS
LICENSE #AR12728
103 W. 5TH STREET,
PANAMA CITY, FL 32401
(850) 257-5400

CLIENT:

CARDELLA CONSTRUCTION CO
101 Amar Pl, Panama City Beach, FL 32413
Phone: (954) 271-3307

PROJECT:

THE St. JOE COMPANY
ICW MARINA
PHASE 1 - BUILDING

LATITUDE BLVD.
PANAMA CITY BEACH,
FLORIDA 32413

CONSULTANTS:

Dewberry
203 Aberdeen Pkwy, Panama City, FL 32405 (850) 522-0644

GOLDEN GIANT BUILDING SYSTEMS
13300 S Vision Dr,
Kenton, OH 43326
Phone: (419) 674-4038

MAFFETT OFTIS ENGINEERING, LLC
1 S Jefferson Ave #101,
Cookeville, TN 38501
Phone:(931) 526-5143

O'CONNELL & ASSOCIATES CONSULTING ENGINEERS
1394 County Hwy 283 S Building 3,
Santa Rosa Beach, FL 32459
Phone:(850) 403-4555

TAYLOR ENGINEERING, INC.
4300 Legendary Dr Suite C246,
Destin, FL 32541
Phone: (850) 460-7040

SEAL:

This item has been digitally signed and sealed by the Architect on the date adjacent to the seal. Printed copies of this document are not considered signed and sealed and the signature must be verified on any electronic copies.

PHASE 1
PERMIT SET

SCALE:	DATE:
As indicated	5/15/26
DRAWN BY: Author	CHECKED BY: Checker

NO	REVISION	DATE

SHEET TITLE:

SECTION DETAILS

PROJECT NO.	SHEET NO.
4374-01	A3.01

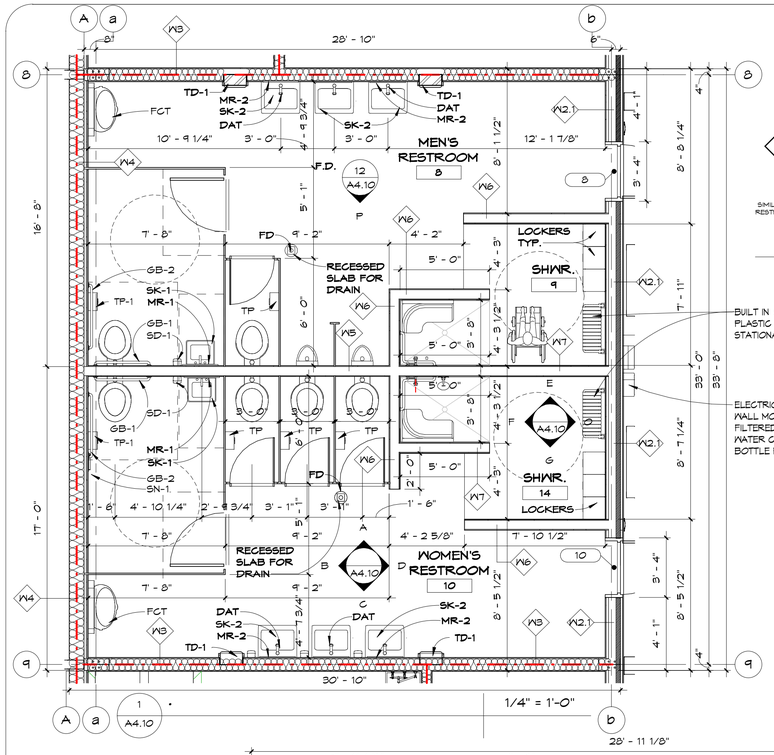

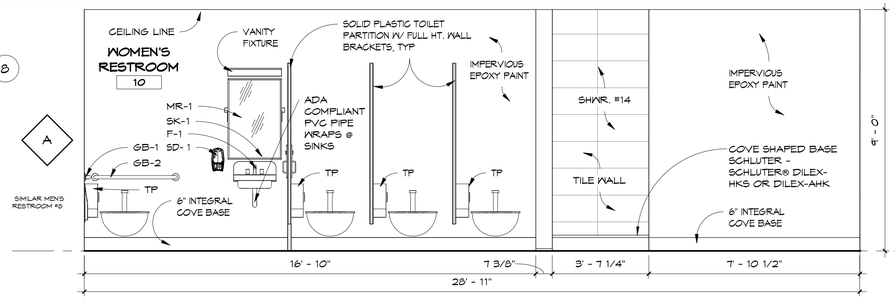

Schluter®- DILEX-AHK

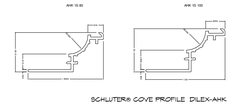

Schluter® COVE PROFILE DILEX-AHK

1/4" = 1'-0"

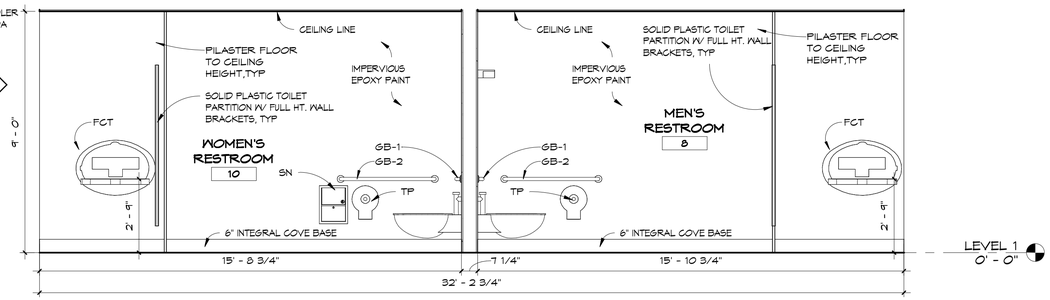

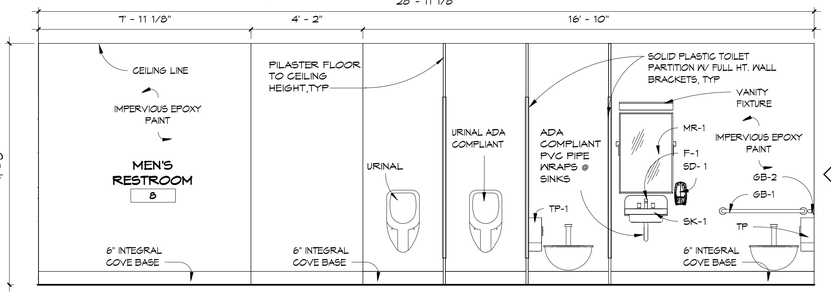

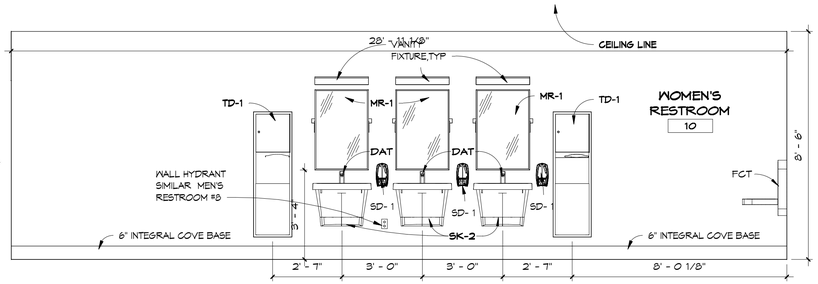

RESTROOM LEGEND

GENERAL:

- 1-HR FIRE RATED WALLS
- 1-100 - ROOM NUMBER DESIGNATION
- 2-100 - DOOR NUMBER DESIGNATION
- FD - RECESS SLAB 1" DEEP AND 4" AROUND DRAIN AND SLOPE EPOXY FLOORING TO DRAIN

GRAB BARS:

- GB-1 - GRAB BAR, 36" ADA COMPLIANT
- GB-2 - GRAB BAR, 44" ADA COMPLIANT

MIRRORS:

- MR-1 BOBRICK B-293 2436 - STAINLESS STEEL ANGLE FRAMED MIRROR, ADA COMPLIANT 24"x36"

SINKS:

- SK-1 KOHLER K-2032 SINK ADA, WALL-MOUNT
- SK-2 BRADLEY MODEL GLX-1 EXPRESS GLX SERIES SINGLE STATION ADA AND TAS COMPLIANT

FAUCETS:

- F-1 ADA COMPLIANT WITH HAND SPRAYER
- DAT BRADLEY S53-3300 VERGE™ FAUCET – METRO SERIES

MISCELLANEOUS:

- MH - BRADLEY 9933 MOP HOLDER; MOUNTING HEIGHT - 72" A.F.F., TYP FOR ALL CUST. ROOMS
- MSH - BRADLEY 9933 MOP SHELF; UTILITY SHELF W/4 HOOKS 3 HOLDERS 34" W
- MS - MOP SINK
- TB - TRASH BIN
- SF - FAUCET SERVICE SINK

BATHROOM DISPENSERS:

- TD-1 -BRADLEY HIGH CAPACITY TOWEL DISPENSER/ 12 GALLON WASTE; MODEL 237-11: SURFACE-MOUNTED (PROJECTS 7½")
- TP - BOBRICK SURFACE-MOUNTED SINGLE JUMBO-ROLL TOILET TISSUE DISPENSER B-2890
- SD-1 -LTX-12™ HYGIENE SERIES, 1,200 ML, AUTOMATIC, FOAM, WALL, BLACK
- SN - BRADLEY 4722-1015 SEMI-RECESSED SANITARY NAPKIN DISPOSAL
- FCT - FOLDING CHANGING TABLE

WALL:

- 6" ICB - 6" INTEGRAL COVE BASE
- 6" VB - 6" VINYL BASE (TARKETT JOHNSONITE: GRAY 48)
- 1" CB - COVE SHAPED BASE SCHLUTER - 4.15 Schluter® DILEX-HKS IN THE SHOWERS
- TILE WALL - 12" X 24" MATTE CERAMIC TILE COASTAL TILE
- EP - IMPERVIOUS EPOXY PAINT

FLOOR MATERIAL:

- SE - SEAMLESS POLYMER EPOXY

NOTES:
ALL RESTROOM ACCESSORY DIMENSIONS TO BE MEASURED FROM FINISHED WALL

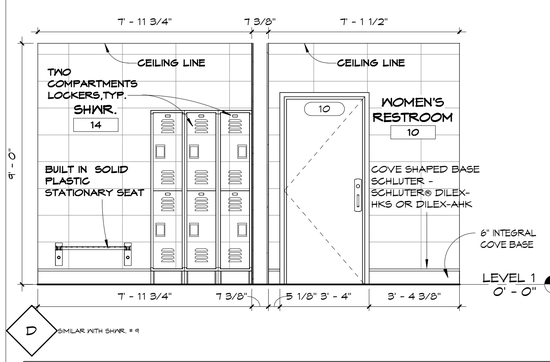

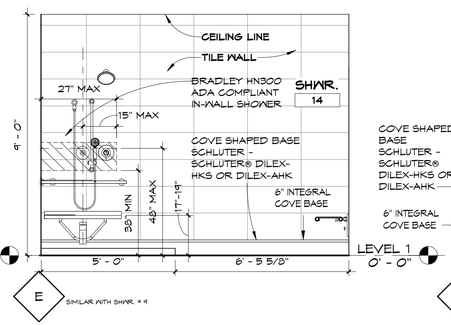

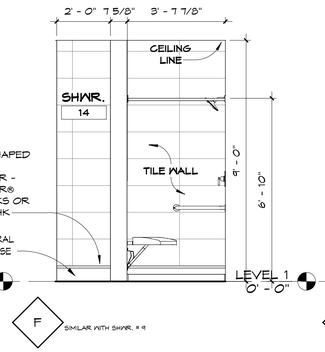

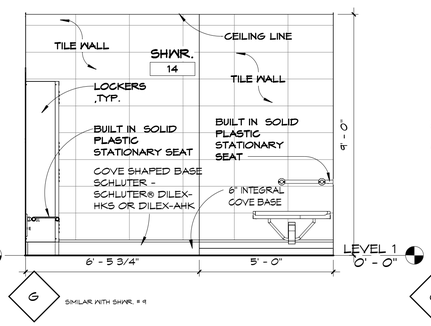

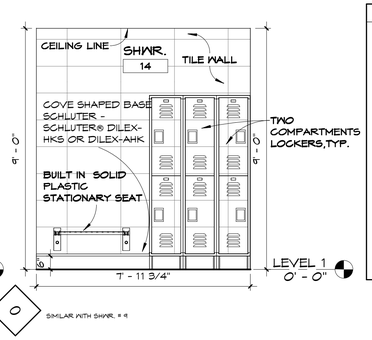

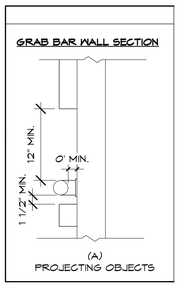

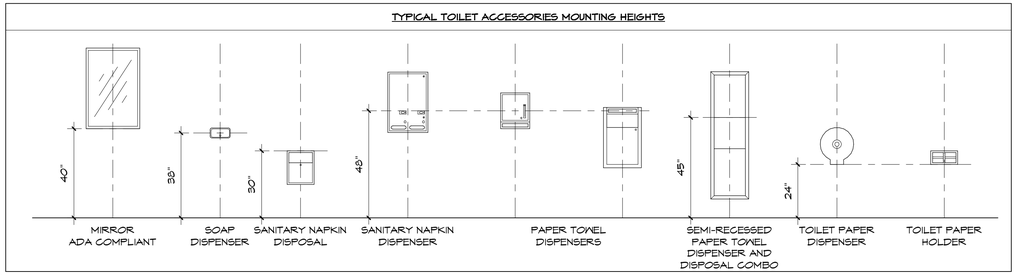

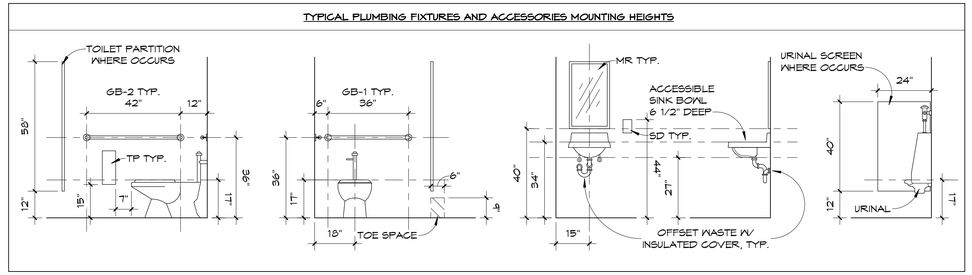

NOTE:
OVERHEAD BRACE FOR RESTROOM PARTITION WALLSALLS TO CONNECT THE TOP OF THE PARTITION POSTS (PILASTERS) TO EACH OTHER AND TO THE ADJACENT WALLS OR STRUCTURE ABOVE

Copyright: 2024 BY FLORIDA ARCHITECTS, INC. ; ARCHITECT EXPRESSLY RESERVES HIS EXCLUSIVE COMMON LAW COPYRIGHT AND PROPERTY RIGHTS TO THESE DRAWINGS WHICH MAY NOT BE REPRODUCED, CHANGED OR COPIED IN ANY FORM OR MANNER, NOR ARE THEY TO BE ASSIGNED TO ANY PARTY WITHOUT THE ARCHITECT'S WRITTEN CONSENT.

FLA
FLORIDA ARCHITECTS
LICENSE #AR12728
103 W. 5TH STREET,
PANAMA CITY, FL 32401
(850) 257-5400

CLIENT:

CARDELLA CONSTRUCTION CO
101 Amar Pl, Panama City Beach, FL 32413
Phone: (954) 271-3307

PROJECT:
THE St. JOE COMPANY
ICW MARINA
PHASE 1 - BUILDING

LATITUDE BLVD.
PANAMA CITY BEACH,
FLORIDA 32413

CONSULTANTS:

Dewberry
203 Aberdeen Pkwy, Panama City, FL 32405 (850) 522-0644

GOLDEN GIANT BUILDING SYSTEMS
13300 S Vision Dr,
Kenton, OH 43326
Phone: (419) 674-4038

MAFFETT OFTIS ENGINEERING, LLC
1 S Jefferson Ave #101,
Cookeville, TN 38501
Phone:(931) 526-5143

O'CONNELL & ASSOCIATES CONSULTING ENGINEERS
1394 County Hwy 283 S Building 3,
Santa Rosa Beach, FL 32459
Phone:(850) 403-4555

TAYLOR ENGINEERING, INC.
4300 Legendary Dr Suite C246,
Destin, FL 32541
Phone: (850) 460-7040

SEAL:

This item has been digitally signed and sealed by the Architect on the date adjacent to the seal. Printed copies of this document are not considered signed and sealed and the signature must be verified on any electronic copies.

PHASE 1
PERMIT SET

SCALE:	DATE:
As indicated	5/15/26
DRAWN BY: NP	CHECKED BY: JJS

NO	REVISION	DATE

SHEET TITLE:

ENLARGED RESTROOM PLANS

PROJECT NO.	SHEET NO.
4374-01	A4.10

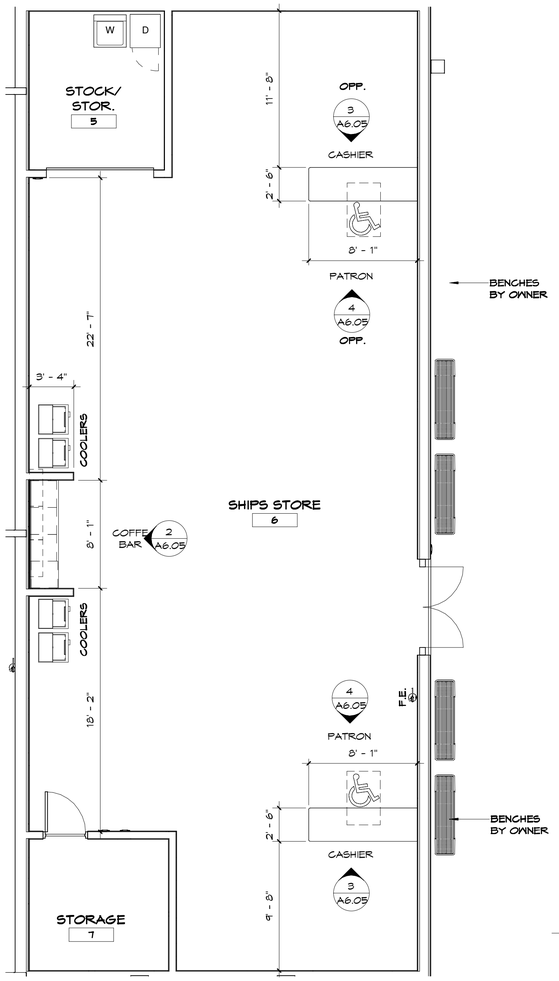

1 A6.05 FLOOR PLAN - SHIP STORE 3/16" = 1'-0"

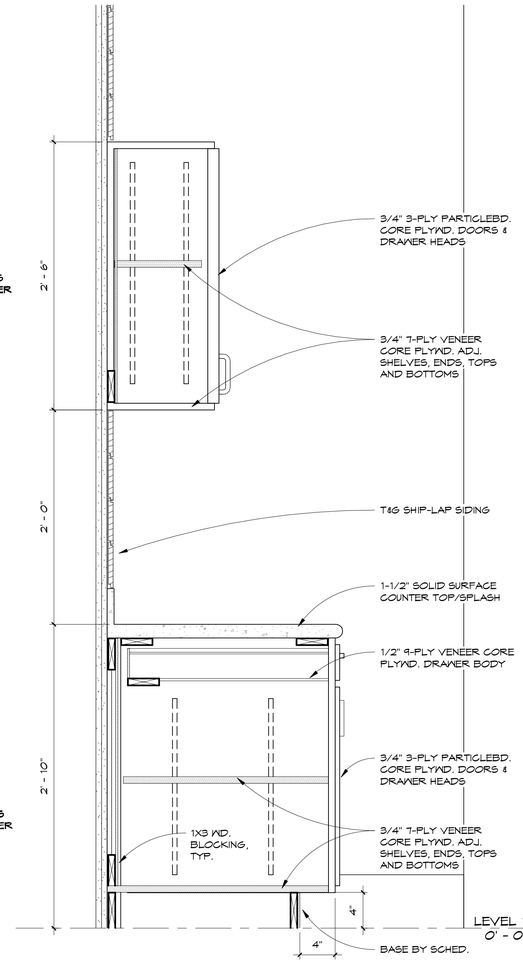

6 A6.05 DETAIL - CABINETS 1 1/2" = 1'-0"

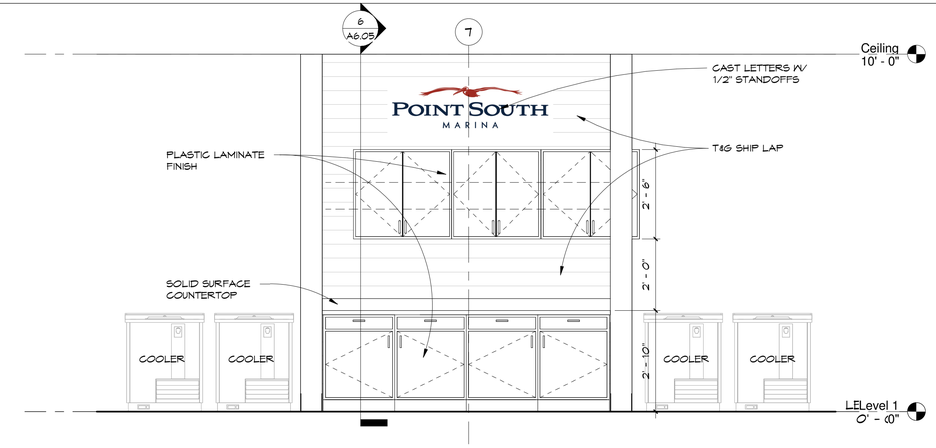

2 A6.05 COFFE BAR 1/2" = 1'-0"

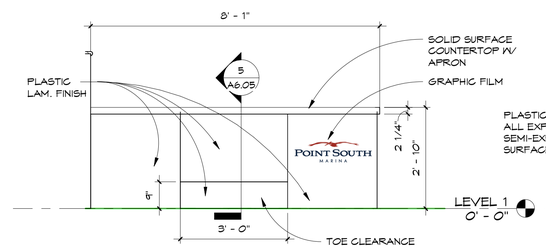

4 A6.05 PATRON 1/2" = 1'-0"

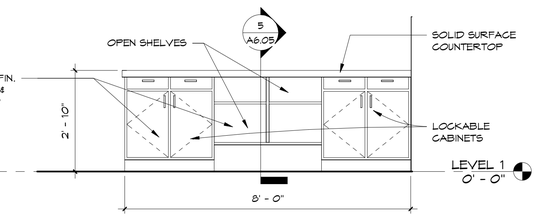

3 A6.05 CASHIER 1/2" = 1'-0"

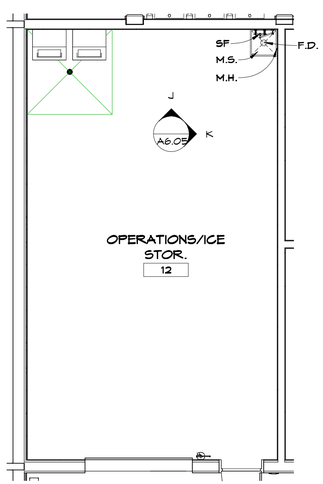

7 A6.05 ENLARGED OPERATIONS/ICE STOR. 3/16" = 1'-0"

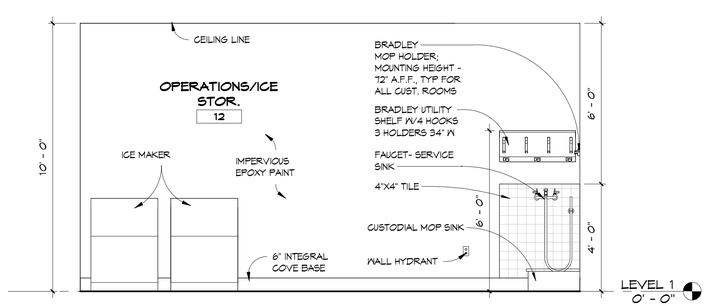

8 A6.05 J 3/8" = 1'-0"

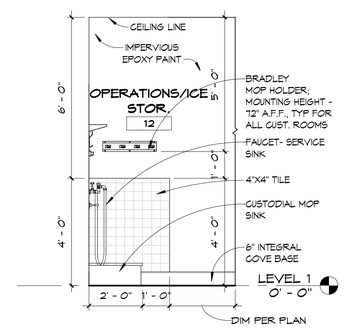

9 A6.05 K 3/8" = 1'-0"

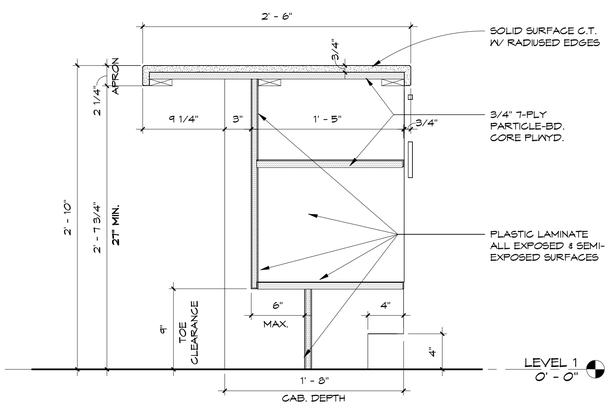

5 A6.05 DETAIL - CHECKOUT 1 1/2" = 1'-0"

Copyright: 2024 BY FLORIDA ARCHITECTS, INC. : ARCHITECT EXPRESSLY RESERVES HIS EXCLUSIVE COMMON LAW COPYRIGHT AND PROPERTY RIGHTS TO THESE DRAWINGS WHICH MAY NOT BE REPRODUCED, CHANGED OR COPIED IN ANY FORM OR MANNER, NOR ARE THEY TO BE ASSIGNED TO ANY PARTY WITHOUT THE ARCHITECT'S WRITTEN CONSENT.

FLA
FLORIDA ARCHITECTS
LICENSE #AR12728
103 W. 5TH STREET,
PANAMA CITY, FL 32401
(850) 257-5400

CLIENT:

CARDELLA CONSTRUCTION CO
101 Amar Pl, Panama City Beach, FL 32413
Phone: (954) 271-3307

PROJECT:

THE St. JOE COMPANY
ICW MARINA
PHASE 1 - BUILDING

LATITUDE BLVD.
PANAMA CITY BEACH,
FLORIDA 32413

CONSULTANTS:

Dewberry
203 Aberdeen Pkwy, Panama City, FL 32405 (850) 522-0644

GOLDEN GIANT BUILDING SYSTEMS
13300 S Vision Dr,
Kenton, OH 43326
Phone: (419) 674-4038

MAFFETT OFTIS ENGINEERING, LLC
1 S Jefferson Ave #101,
Cookeville, TN 38501
Phone:(931) 526-5143

O'CONNELL & ASSOCIATES CONSULTING ENGINEERS
1394 County Hwy 283 S Building 3,
Santa Rosa Beach, FL 32459
Phone:(850) 403-4555

TAYLOR ENGINEERING, INC.
4300 Legendary Dr Suite C246,
Destin, FL 32541
Phone: (850) 460-7040

SEAL:

This item has been digitally signed and sealed by the Architect on the date adjacent to the seal. Printed copies of this document are not considered signed and sealed and the signature must be verified on any electronic copies.

PHASE 1
PERMIT SET

SCALE:	DATE:
As indicated	5/15/26
DRAWN BY: Author	CHECKED BY: Checker

NO	REVISION	DATE

SHEET TITLE:

INTERIOR CASEWORK

PROJECT NO.	SHEET NO.
4374-01	A6.05

ROOM SCHEDULE

NUMBER	NAME	FINISHES		NORTH WALL		EAST WALL		SOUTH WALL		WEST WALL		CEILING			COMMENTS
		FLOOR	BASE	MATERIAL	FINISH	MATERIAL	FINISH	MATERIAL	FINISH	MATERIAL	FINISH	MATERIAL	FINISH	HEIGHT	
1	BOAT STORAGE	CONC	VB	EXS	-	EXS	-	EXS	-	EXS	-	-	-	-	103 OCCUPANTS
2	FUTURE SERVICE/PARTS	CONC	VB	GYP	PT	GYP	PT	GYP	PT	GYP	PT	VGT	FF	10'-0"	12 OCCUPANTS
3	FIRE RISER/MECH.	CONC	VB	GYP	PT	GYP	PT	GYP	PT	GYP	PT	-	-	-	
4	ELECTRICAL/ I.T. CLOSET	CONC	VB	GYP	PT	GYP	PT	GYP	PT	GYP	PT	-	-	-	
5	STOCK/ STOR.	CONC	VB	GYP	PT	GYP	PT	GYP	PT	GYP	PT	VGT	FF	10'-0"	
6	SHIPS STORE	CONC	VB	GYP	PT	GYP	PT	GYP	PT	GYP	PT	VGT	FF	10'-0"	31 OCCUPANTS
7	STORAGE	CONC	VB	GYP	PT	GYP	PT	GYP	PT	GYP	PT	-	-	-	
8	MEN'S RESTROOM	SE	ICB	GYP	EP	GYP	EP	GYP	EP	GYP	EP	VGT	FF	9'-00"	
9	SHWR.	SE	CB	TL	FF	TL	FF	TL	FF	TL	FF	VGT	FF	9'-00"	
10	WOMEN'S RESTROOM	SE	ICB	GYP	EP	GYP	EP	GYP	EP	GYP	EP	VGT	FF	9'-00"	
11	OFFICE	CT	VB	GYP	PT	GYP	PT	GYP	PT	GYP	PT	VGT	FF	10'-0"	1 OCCUPANT
12	OPERATIONS/ICE STOR.	SE	ICB	GYP	EP	GYP	EP	GYP	EP	GYP	EP	VGT	FF	10'-0"	
13	OFFICE	CT	CB	GYP	PT	GYP	PT	GYP	PT	GYP	PT	VGT	FF	10'-0"	1 OCCUPANT
14	SHWR.	SE	CB	TL	FF	TL	FF	TL	FF	TL	FF	VGT	FF	9'-00"	

DOOR SCHEDULE

MARK	DIMENSIONS		DOOR			FRAME			FIRE RATING	GLAZING TYPE	DETAILS			COMMENTS
	WIDTH	HEIGHT	DOOR TYPE	MATERIAL	FINISH	FRAME TYPE	MATERIAL	FINISH			HEADER	JAMB	THRESHOLD	
1.1	3' - 0"	7' - 0"	A	HM	PT	1	HM	PT		GL	1/A6.10	1/A6.10	2/A6.10	SELF CLOSING
1.2	15' - 0"	40' - 0"	B	STL	PT	1/6.21	STL	FF	-	-	1/A6.21	1/A6.21	1/A6.21	BOTTOM MOUNT TRACK DOOR
1.3	3' - 0"	7' - 0"	A	HM	PT	1	HM	PT		GL	1/A6.10	1/A6.10	2/A6.10	SELF CLOSING
1.4	3' - 0"	7' - 0"	A	HM	PT	1	HM	PT		GL	1/A6.10	1/A6.10	2/A6.10	SELF CLOSING
1.5	3' - 0"	7' - 0"	A	HM	PT	1	HM	PT		GL	1/A6.10	1/A6.10	2/A6.10	SELF CLOSING
1.6	30' - 0"	40' - 0"	C	STL	PT	1/6.21	STL	FF	-	-	1/A6.21	1/A6.21	1/A6.21	BOTTOM MOUNT TRACK DOOR
1.7	3' - 0"	7' - 0"	A	HM	PT	1	HM	PT		GL	1/A6.10	1/A6.10	2/A6.10	SELF CLOSING
2	3' - 0"	7' - 0"	A	HM	PT	1	HM	PT		GL	8/A6.22	9/A6.22	7/A6.22	HOLLOW METAL DOOR SYSTEM
2.1	3' - 0"	7' - 0"	A	HM	PT	1	HM	PT		GL	8/A6.22	9/A6.22	7/A6.22	HOLLOW METAL DOOR SYSTEM
3	3' - 0"	7' - 0"	D	HM	PT	1	HM	PT		-	8/A6.22	9/A6.22	7/A6.22	HOLLOW METAL DOOR SYSTEM
4	3' - 0"	7' - 0"	D	HM	PT	1	HM	PT		-	8/A6.22	9/A6.22	7/A6.22	HOLLOW METAL DOOR SYSTEM
5	8' - 0"	7' - 0"	E	STL	PT	3	STL	PT		-	4/A6.22	1/A6.22	10/A6.22	OVERHEAD COILING DOOR
6	6' - 0"	7' - 0"	G	AL	FF	4	AL	FF		GL	5/A6.21	7/A6.21	7/A6.22	STOREFRONT DOOR SYSTEM
7	3' - 0"	7' - 0"	D	HM	PT	1	HM	PT	FR	-	2/A6.22	3/A6.22	11/A6.22	HOLLOW METAL DOOR SYSTEM
8	3' - 0"	7' - 0"	D	HM	PT	1	HM	PT		-	8/A6.22	9/A6.22	7/A6.22	HOLLOW METAL DOOR SYSTEM
10	3' - 0"	7' - 0"	D	HM	PT	1	HM	PT		-	8/A6.22	9/A6.22	7/A6.22	HOLLOW METAL DOOR SYSTEM
11	3' - 0"	7' - 0"	A	HM	PT	1	HM	PT		GL	8/A6.22	9/A6.22	7/A6.22	HOLLOW METAL DOOR SYSTEM
12	3' - 0"	7' - 0"	A	HM	PT	1	HM	PT		GL	8/A6.22	9/A6.22	7/A6.22	HOLLOW METAL DOOR SYSTEM
12.1	8' - 0"	10' - 0"	F	STL	PT	3	STL	PT		-	2/A6.21	4/A6.21	10/A6.22	OVERHEAD COILING DOOR
13	3' - 0"	7' - 0"	A	HM	PT	1	HM	PT		GL	8/A6.22	9/A6.22	11/A6.22	HOLLOW METAL DOOR SYSTEM

ROOM FINISH LEGEND

FLOOR FINISH MATERIAL:

- CONC - SEALED CONCRETE FLOOR
- SE - SEAMLESS POLYMER EPOXY
- CT - CARPET TILE

BASE MATERIAL:

- ICB - INTEGRAL COVE BASE 6"
- VB - VINYL BASE 6"
- CB - COVE SHAPED BASE SCHLUTER - 4.15 Schluter® DILEX-HKS

WALL MATERIAL:

- GYP - GYPSUM WALL BOARD
- EXS - EXPOSED STRUCTURE
- TL - TILES

WALL FINISH:

- EP - IMPERVIOUS EPOXY PAINT
- PT - PAINT
- FF - FACTORY FINISH

CEILING MATERIAL:

- EXP - EXPOSED STRUCTURE
- VGT - 2X2 VINYL COVER SUSPENDED GYPSUM TILES

CEILING FINISH:

- FF - FACTORY FINISH

DOOR SCHEDULE LEGEND

DOOR MATERIAL:

- STL - STEEL
- HM - HOLLOW METAL DOOR

DOOR GLAZING:

- GL - IMPACTED RESISTANT, INSULATED GLAZING

DOOR FINISH:

- PT - PAINTED FINISH

FRAME MATERIAL:

- STL - STEEL
- HM - HOLLOW METAL DOOR

FRAME FINISH:

- PT - PAINTED FINISH

HARDWARE GROUPS:

- REFER TO SPECS FOR DETAILS

NOTE:

- EGRESS DOOR SHALL BE READILY OPENABLE FROM THE SIDE WHICH EGRESS IS TO BE MADE WITHOUT THE USE OF A KEY OR ANY SPECIAL KNOWLEDGE.
- SELF CLOSING
- DOORS SHALL HAVE CLEARANCES PER THE AREA WITHOUT THE REQUIRED CLEARANCES SHALL BE 48" PLUS THE WIDTH OF ANY DOOR SWINGING INTO THE SPACE, BUT NOT LESS THAN 70" CLEAR BETWEEN THE DOORS.
- THRESHOLDS AT DOORWAYS SHALL NOT EXCEED 1/2" RAISED THRESHOLDS SHALL BE BEVELED WITH A SLOPE NO GREATER THAN 12.
- HANDLES, PULLS, LATCHES, LOCKS, AND OTHER OPERATING DEVISES ON ACCESSIBLE DOORS SHALL HAVE A SHAPE THAT IS EASY TO GRASP WITH ONE HAND AND DOES NOT REQUIRE TIGHT GRASPING, OR TWISTING OF THE WRIST TO OPERATE, LEVER - OPERATED MECHANISMS, PUSH - TYPE MECHANISMS, AND U - SHAPED HANDLES ARE ACCEPTABLE DESIGNS.
- HARDWARE FOR REQUIRED ACCESSIBLE DOOR PASSAGE SHALL BE MOUNTED NO HIGHER THAN 48" ABOVE FINISHED FLOOR. THIS INCLUDES SLIDE BOLTS AND THUMB TURN LOCKS ON GLASS DOORS.
- DOORS W/ CLOSERES SHALL HAVE A SWEEP PERIOD SO THAT FROM AN OPEN POSITION OF 70 DEGREES THE DOOR WILL TAKE AT LEAST 3 SECONDS TO MOVE TO A POINT 3" FROM THE LATCH, MEASURED TO THE LEADING EDGE OF THE DOOR.
- DOOR OPENING FORCE SHALL BE:
  FIRE DOORS - MINIMUM ALLOWABLE PER CODE
  EXTERIOR HINGED DOORS = 8.5 LBS.
  INTERIOR HINGED DOORS = 5.0 LBS
  SLIDING DOORS = 5.0 LBS.

DOOR FRAME TYPES

FRAME TYPES

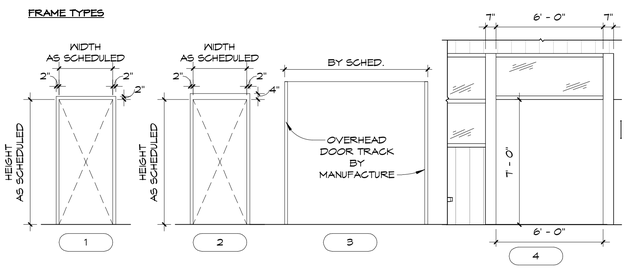

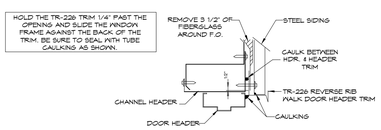

WALK DOOR HEADER DETAIL

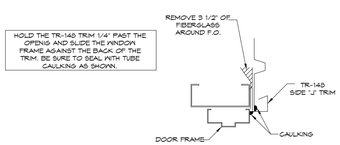

WALK DOOR JAMB DETAIL

EXTERIOR DOOR JAMB DETAILS FOR BARN BUILDING

1 / A6.10 — 6" = 1'-0"

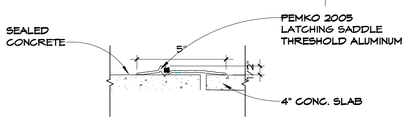

DOOR TRESHHOLD BARN BUILDING

2 / A6.10 — 3" = 1'-0"

DOOR TYPE LEGEND

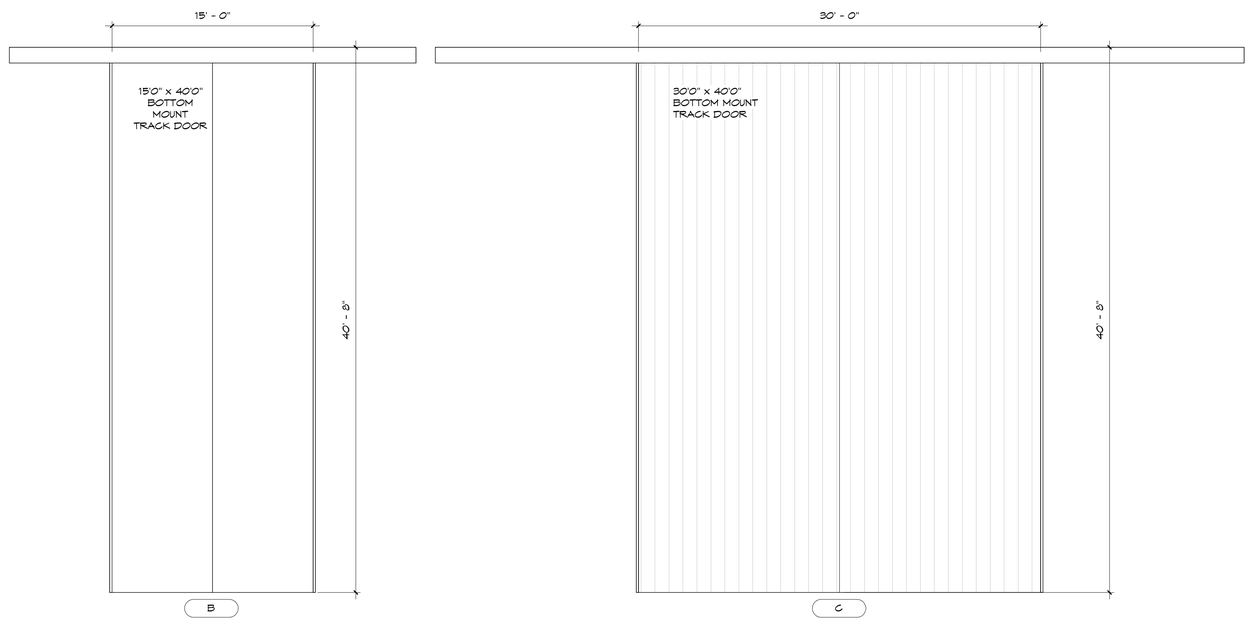

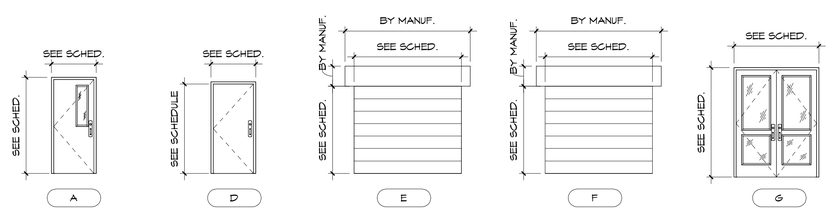

VERIFY ALL DIMENSIONS WITH METAL BUILDING SHOP DRAWINGS

Copyright: 2025 BY FLORIDA ARCHITECTS, INC. ; ARCHITECT EXPRESSLY RESERVES HIS EXCLUSIVE COMMON LAW COPYRIGHT AND PROPERTY RIGHTS TO THESE DRAWINGS WHICH MAY NOT BE REPRODUCED, CHANGED OR COPIED IN ANY FORM OR MANNER, NOR ARE THEY TO BE ASSIGNED TO ANY PARTY WITHOUT THE ARCHITECT'S WRITTEN CONSENT.

FLA
FLORIDA ARCHITECTS
LICENSE #AR12728
103 W. 5TH STREET,
PANAMA CITY, FL 32401
(850) 257-5400

CLIENT:

CARDELLA CONSTRUCTION CO
101 Amar Pl, Panama City Beach, FL 32413
Phone: (954) 271-3307

PROJECT:
THE St. JOE COMPANY
ICW MARINA
PHASE 1 - BUILDING

LATITUDE BLVD.
PANAMA CITY BEACH,
FLORIDA 32413

CONSULTANTS:

Dewberry
203 Aberdeen Pkwy, Panama City, FL 32405 (850) 522-0644

GOLDEN GIANT BUILDING SYSTEMS
13300 S Vision Dr,
Kenton, OH 43326
Phone: (419) 674-4038

MAFFETT OFTIS ENGINEERING, LLC
1 S Jefferson Ave #101,
Cookeville, TN 38501
Phone:(931) 526-5143

O'CONNELL & ASSOCIATES CONSULTING ENGINEERS
1394 County Hwy 283 S Building 3,
Santa Rosa Beach, FL 32459
Phone:(850) 403-4555

TAYLOR ENGINEERING, INC.
4300 Legendary Dr Suite C246,
Destin, FL 32541
Phone: (850) 460-7040

SEAL:

PHASE 1
PERMIT SET

SCALE:	DATE:
As indicated	5/15/26
DRAWN BY: NP	CHECKED BY: JJS

NO	REVISION	DATE

SHEET TITLE:

ROOM SCHEDULE & DOOR SCHEDULE

PROJECT NO.	SHEET NO.
4374-01	A6.10

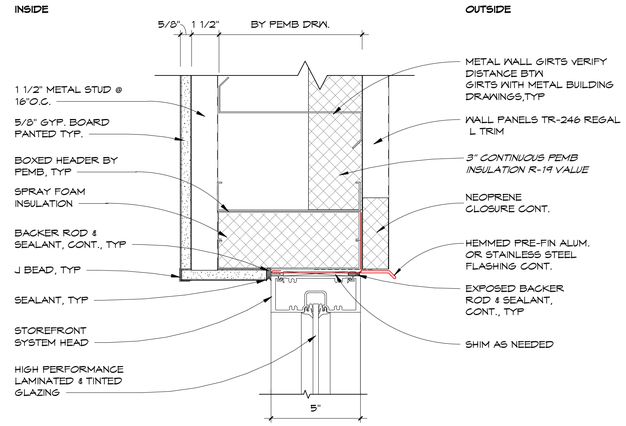

6 A6.20 EXTERIOR STOREFRONT HEAD - IMP — 3" = 1'-0"

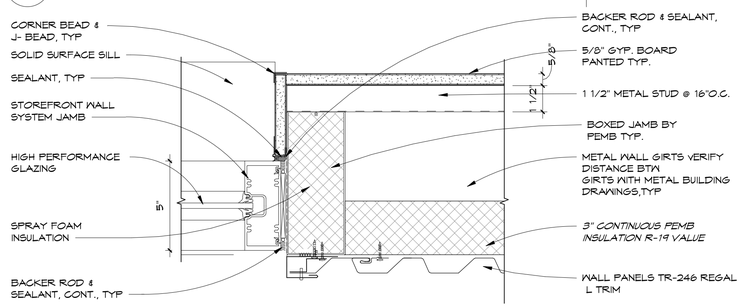

7 A6.20 EXTERIOR STOREFRONT JAMB -IMP — 3" = 1'-0"

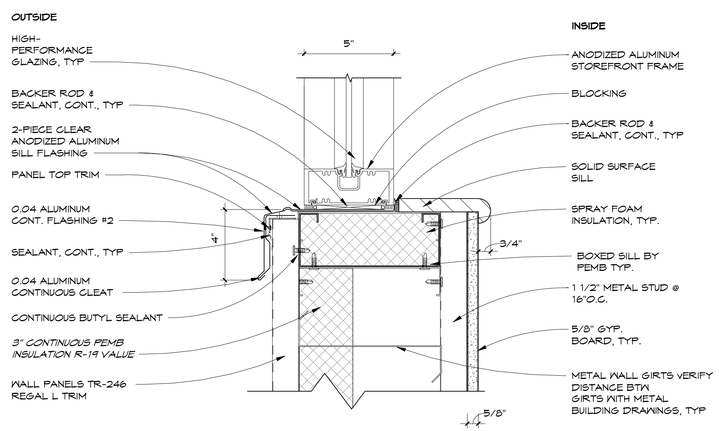

8 A6.20 EXTERIOR STOREFRONT SILL - IMP — 3" = 1'-0"

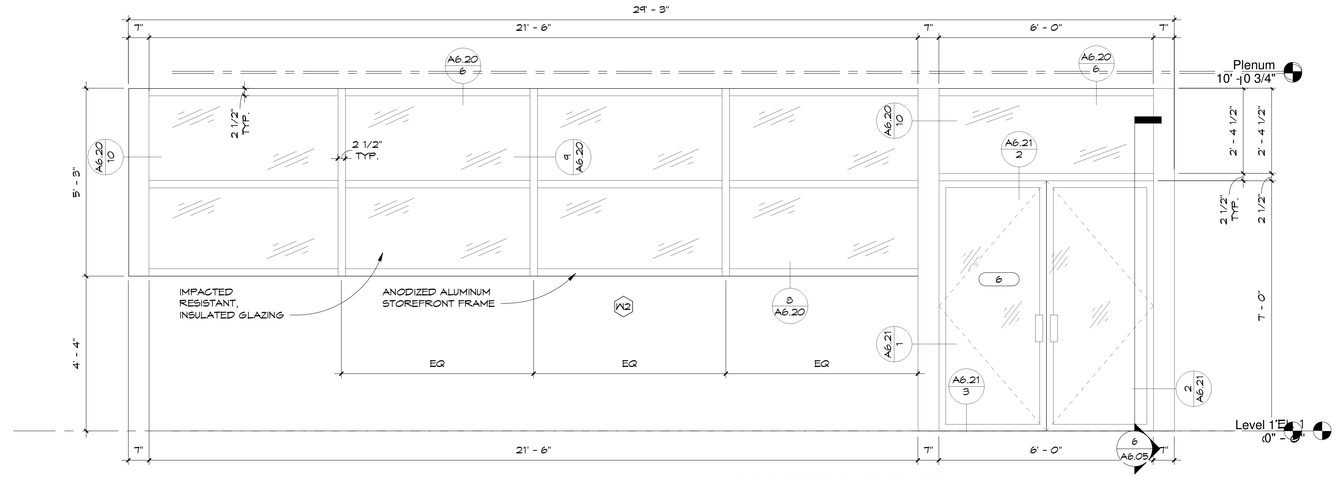

1 A6.20 STOREFRONT TYPE W2 — 1/2" = 1'-0"

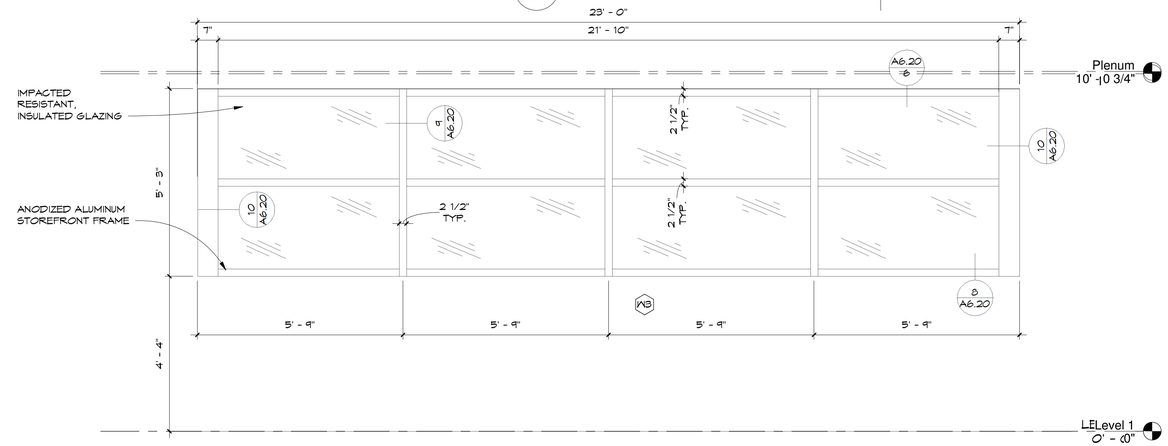

2 A6.20 STOREFRONT TYPE W3 — 1/2" = 1'-0"

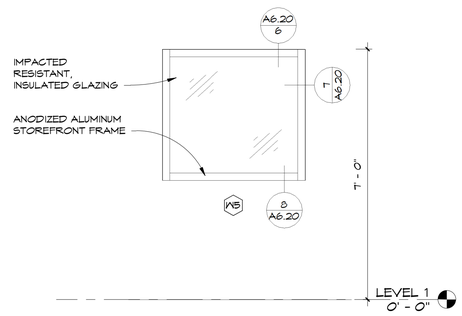

4 A6.20 STOREFRONT TYPE W5 — 1/2" = 1'-0"

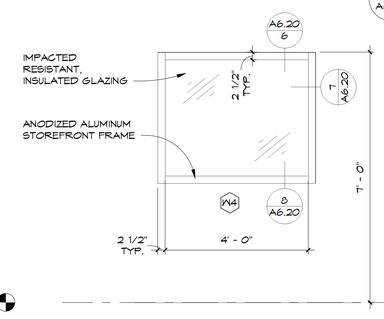

3 A6.20 STOREFRONT TYPE W4 — 1/2" = 1'-0"

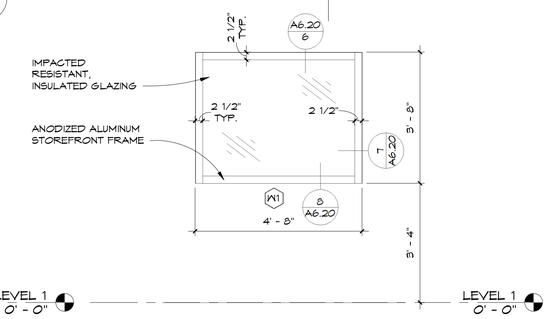

5 A6.20 STOREFRONT TYPE W1 — 1/2" = 1'-0"

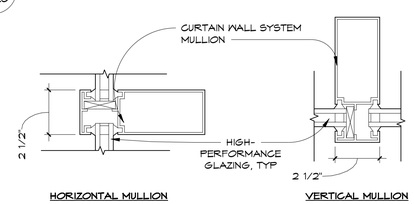

9 A6.20 VERTICAL & HORIZONTAL MULLIONS. — 3" = 1'-0"

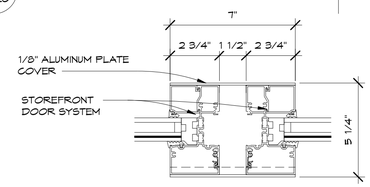

10 A6.20 EXT. VERETICAL MULLION — 3" = 1'-0"

Copyright: 2024 BY FLORIDA ARCHITECTS, INC. : ARCHITECT EXPRESSLY RESERVES HIS EXCLUSIVE COMMON LAW COPYRIGHT AND PROPERTY RIGHTS TO THESE DRAWINGS WHICH MAY NOT BE REPRODUCED, CHANGED OR COPIED IN ANY FORM OR MANNER, NOR ARE THEY TO BE ASSIGNED TO ANY PARTY WITHOUT THE ARCHITECT'S WRITTEN CONSENT.

FLA
FLORIDA ARCHITECTS
LICENSE #AR12728
103 W. 5TH STREET,
PANAMA CITY, FL 32401
(850) 257-5400

CLIENT:

CARDELLA CONSTRUCTION CO
101 Amar Pl, Panama City Beach, FL 32413
Phone: (954) 271-3307

PROJECT:

THE St. JOE COMPANY
ICW MARINA
PHASE 1 - BUILDING

LATITUDE BLVD.
PANAMA CITY BEACH,
FLORIDA 32413

CONSULTANTS:

Dewberry
203 Aberdeen Pkwy, Panama City, FL 32405 (850) 522-0644

GOLDEN GIANT BUILDING SYSTEMS
13300 S Vision Dr,
Kenton, OH 43326
Phone: (419) 674-4038

MAFFETT OFTIS ENGINEERING, LLC
1 S Jefferson Ave #101,
Cookeville, TN 38501
Phone:(931) 526-5143

O'CONNELL & ASSOCIATES CONSULTING ENGINEERS
1394 County Hwy 283 S Building 3,
Santa Rosa Beach, FL 32459
Phone:(850) 403-4555

TAYLOR ENGINEERING, INC.
4300 Legendary Dr Suite C246,
Destin, FL 32541
Phone: (850) 460-7040

SEAL:

This item has been digitally signed and sealed by the Architect on the date adjacent to the seal. Printed copies of this document are not considered signed and sealed and the signature must be verified on any electronic copies.

PHASE 1
PERMIT SET

SCALE:	DATE:
As indicated	5/15/26
DRAWN BY: NP	CHECKED BY: JJS

NO	REVISION	DATE

SHEET TITLE:

WINDOWS
ELEVATIONS &
DETAILS

PROJECT NO.	SHEET NO.
4374-01	A6.20

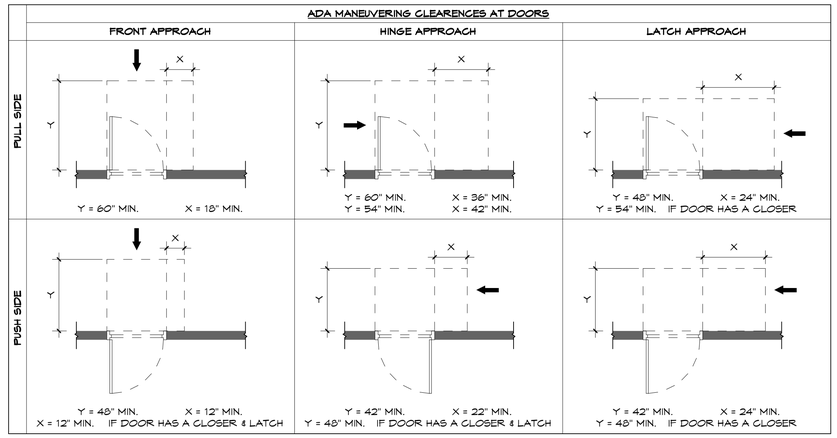

DOORS - ADA DOOR SWING

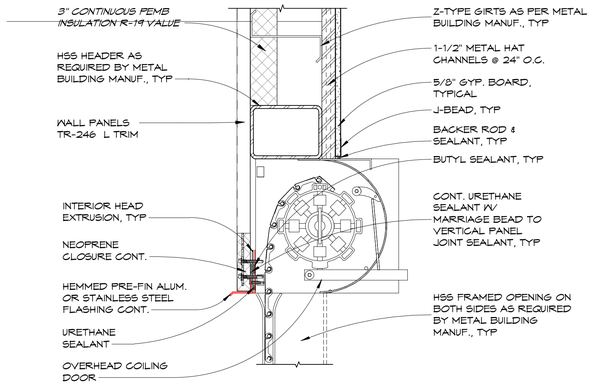

2 A6.21 OVERHEAD COILING DOOR ANNEX WALL 1 1/2" = 1'-0"

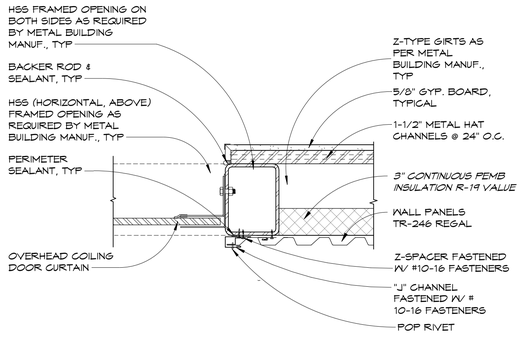

4 A6.21 JAMB OVERHEAD COILING DOOR ANNEX WALL 1 1/2" = 1'-0"

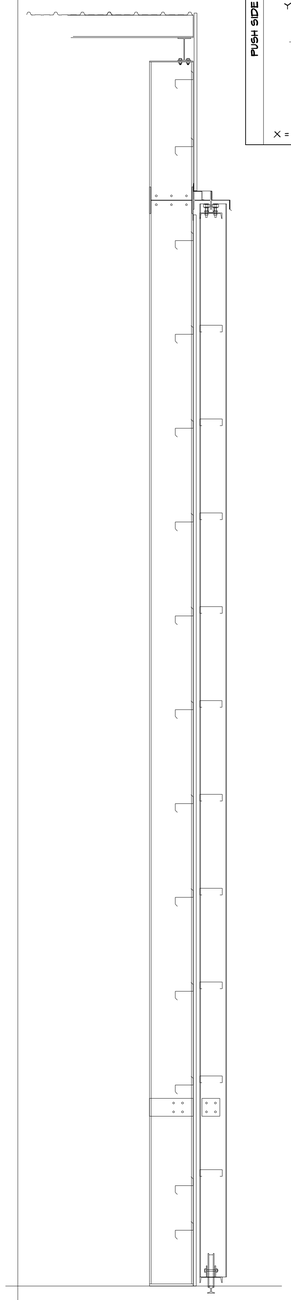

DOOR SECTION
SCALE: 3/8" = 1'0"

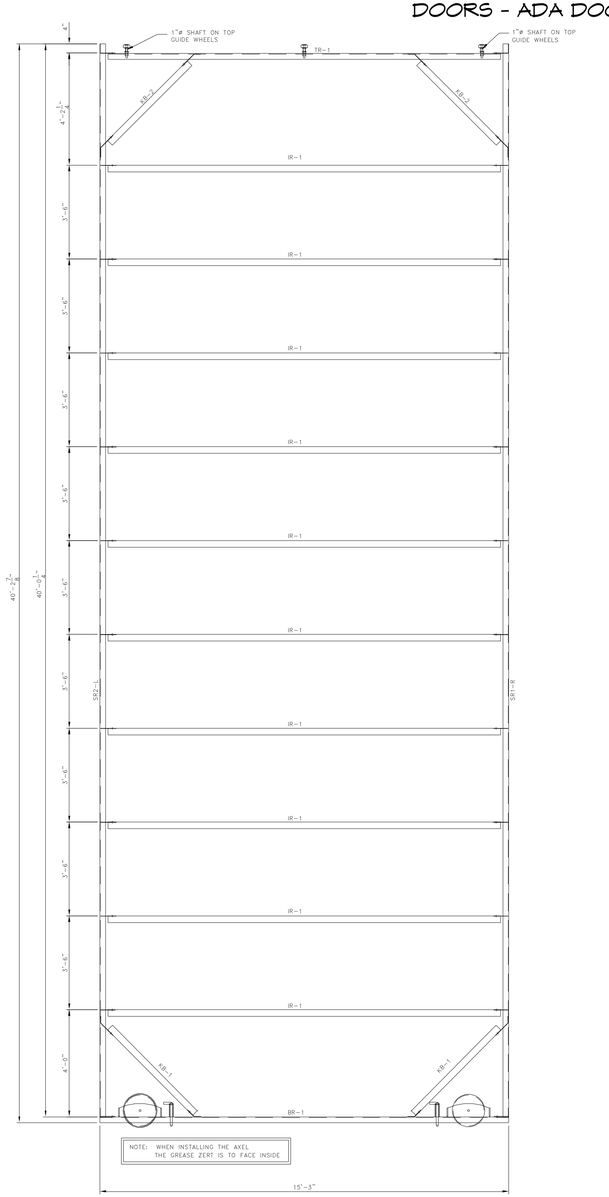

TRACK DOOR FRAMING

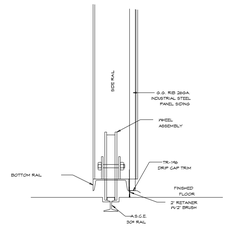

TRACK DOOR ANCHOR DETAIL

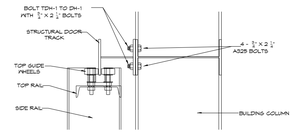

TRACK DOOR TO HEADER ATTATCHMENT DETAIL

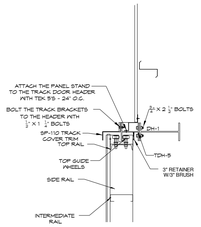

TRACK DOOR HEADER TRIM DETAIL

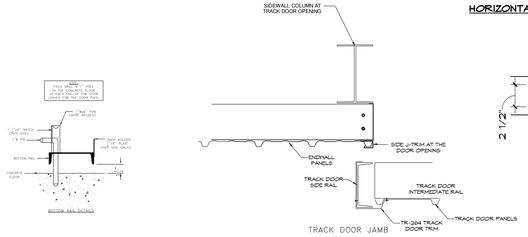

TRACK DOOR JAMB TRIM DETAIL

1 A6.21 TRACK DOOR DETAILS 3/8" = 1'-0"

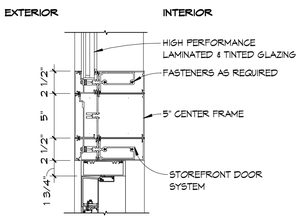

REFERENCE PROJECT SPECIFICATION AND MANUFACTURERS SHOP DRAWINGS FOR MATERIAL AND CONNECTION NOTES

5 A6.21 SILL / DOOR HEAD 1 1/2" = 1'-0"

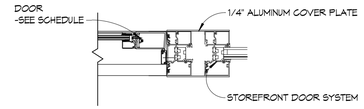

7 A6.21 EXT. DOOR JAMB #3 STOREFRONT 1 1/2" = 1'-0"

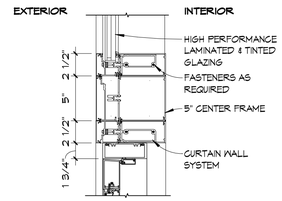

REFERENCE PROJECT SPECIFICATION AND MANUFACTURERS SHOP DRAWINGS FOR MATERIAL AND CONNECTION NOTES

6 A6.21 SILL / DOOR HEAD STOREFRONT 1 1/2" = 1'-0"

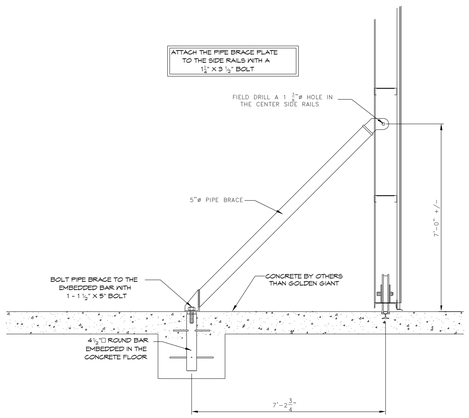

TRACK DOOR BRACE DETAIL

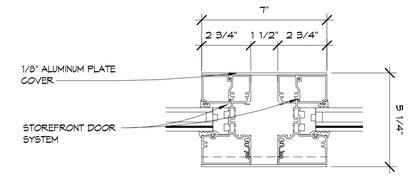

3 A6.21 EXT. DOOR VERETICAL MULLION 3" = 1'-0"

Copyright: 2024 BY FLORIDA ARCHITECTS, INC. : ARCHITECT EXPRESSLY RESERVES HIS EXCLUSIVE COMMON LAW COPYRIGHT AND PROPERTY RIGHTS TO THESE DRAWINGS WHICH MAY NOT BE REPRODUCED, CHANGED OR COPIED IN ANY FORM OR MANNER, NOR ARE THEY TO BE ASSIGNED TO ANY PARTY WITHOUT THE ARCHITECT'S WRITTEN CONSENT.

FLA
FLORIDA ARCHITECTS
LICENSE #AR12728
103 W. 5TH STREET,
PANAMA CITY, FL 32401
(850) 257-5400

CLIENT:
CARDELLA CONSTRUCTION CO
101 Amar Pl, Panama City Beach, FL 32413
Phone: (954) 271-3307

PROJECT:
THE St. JOE COMPANY
ICW MARINA
PHASE 1 - BUILDING

LATITUDE BLVD.
PANAMA CITY BEACH,
FLORIDA 32413

CONSULTANTS:
Dewberry
203 Aberdeen Pkwy, Panama City, FL 32405 (850) 522-0644

GOLDEN GIANT BUILDING SYSTEMS
13300 S Vision Dr,
Kenton, OH 43326
Phone: (419) 674-4038

MAFFETT OFTIS ENGINEERING, LLC
1 S Jefferson Ave #101,
Cookeville, TN 38501
Phone:(931) 526-5143

O'CONNELL & ASSOCIATES CONSULTING ENGINEERS
1394 County Hwy 283 S Building 3,
Santa Rosa Beach, FL 32459
Phone:(850) 403-4555

TAYLOR ENGINEERING, INC.
4300 Legendary Dr Suite C246,
Destin, FL 32541
Phone: (850) 460-7040

SEAL:

This item has been digitally signed and sealed by the Architect on the date adjacent to the seal. Printed copies of this document are not considered signed and sealed and the signature must be verified on any electronic copies.

PHASE 1
PERMIT SET

SCALE:	DATE:
As indicated	5/15/26
DRAWN BY: NP	CHECKED BY: JJS

NO	REVISION	DATE

SHEET TITLE:
EXTERIOR DOOR DETAILS

PROJECT NO. 4374-01
SHEET NO. A6.21

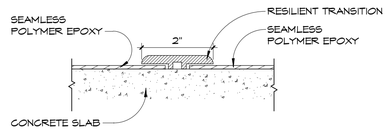

5 / A6.22 THRESHOLD - SE / SE — 6" = 1'-0"

INTERIOR

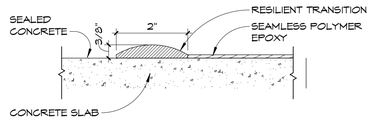

6 / A6.22 THRESHOLD - SE / SC — 6" = 1'-0"

INTERIOR

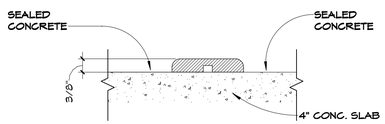

11 / A6.22 THRESHOLD - SC / SC — 6" = 1'-0"

INTERIOR

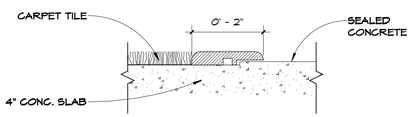

12 / A6.22 THRESHOLD - CT / SC — 6" = 1'-0"

INTERIOR

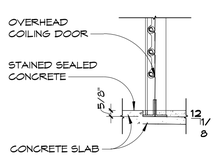

10 / A6.22 EXT. SILL COILING DOOR — 1 1/2" = 1'-0"

INTERIOR/ EXTERIOR

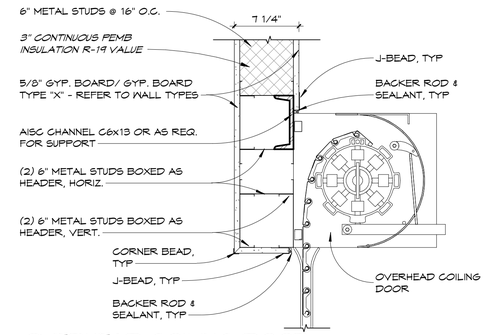

4 / A6.22 OVERHEAD COILING DOOR INT.WALL — 1 1/2" = 1'-0"

INTERIOR

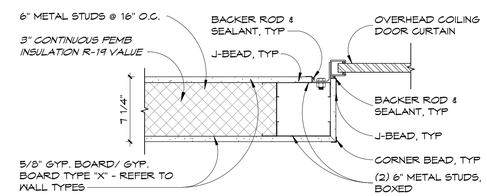

1 / A6.22 JAMB OVERHEAD COILING DOOR INT. WALL — 1 1/2" = 1'-0"

INTERIOR

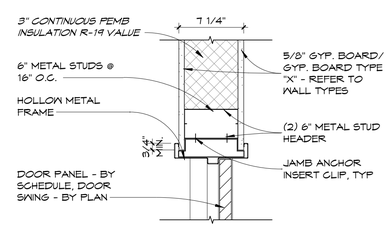

2 / A6.22 INT. DOOR HEAD — 1 1/2" = 1'-0"

INTERIOR

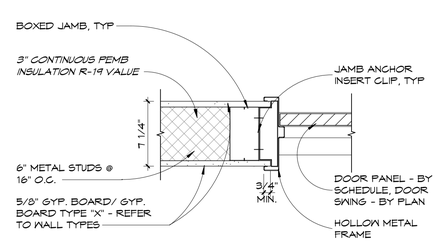

3 / A6.22 INT. DOOR JAMB — 1 1/2" = 1'-0"

INTERIOR

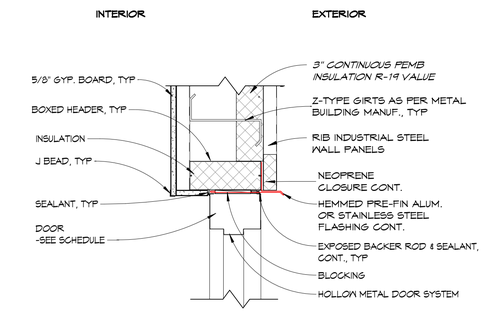

8 / A6.22 EXT. HEAD DOOR DETAIL — 1 1/2" = 1'-0"

EXTERIOR

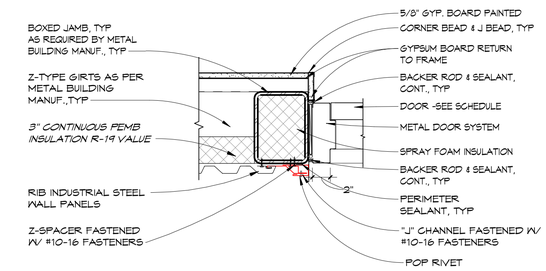

9 / A6.22 EXT. DOOR JAMB — 1 1/2" = 1'-0"

EXTERIOR

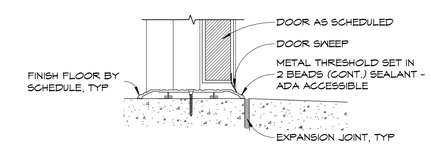

7 / A6.22 THREHOLD - EXTERIOR DETAIL, TYP — 3" = 1'-0"

EXTERIOR

Copyright: 2024 BY FLORIDA ARCHITECTS, INC. : ARCHITECT EXPRESSLY RESERVES HIS EXCLUSIVE COMMON LAW COPYRIGHT AND PROPERTY RIGHTS TO THESE DRAWINGS WHICH MAY NOT BE REPRODUCED, CHANGED OR COPIED IN ANY FORM OR MANNER, NOR ARE THEY TO BE ASSIGNED TO ANY PARTY WITHOUT THE ARCHITECT'S WRITTEN CONSENT.

FLA
FLORIDA ARCHITECTS
LICENSE #AR12728
103 W. 5TH STREET,
PANAMA CITY, FL 32401
(850) 257-5400

CLIENT:

CARDELLA CONSTRUCTION CO
101 Amar Pl, Panama City Beach, FL 32413
Phone: (954) 271-3307

PROJECT:

THE St. JOE COMPANY
ICW MARINA
PHASE 1 - BUILDING

LATITUDE BLVD.
PANAMA CITY BEACH,
FLORIDA 32413

CONSULTANTS:

Dewberry
203 Aberdeen Pkwy, Panama City, FL 32405 (850) 522-0644

GOLDEN GIANT BUILDING SYSTEMS
13300 S Vision Dr,
Kenton, OH 43326
Phone: (419) 674-4038

MAFFETT LOFTIS ENGINEERING, LLC
1 S Jefferson Ave #101,
Cookeville, TN 38501
Phone:(931) 526-5143

O'CONNELL & ASSOCIATES CONSULTING ENGINEERS
1394 County Hwy 283 S Building 3,
Santa Rosa Beach, FL 32459
Phone:(850) 403-4555

TAYLOR ENGINEERING, INC.
4300 Legendary Dr Suite C246,
Destin, FL 32541
Phone: (850) 460-7040

SEAL:

This item has been digitally signed and sealed by the Architect on the date adjacent to the seal. Printed copies of this document are not considered signed and sealed and the signature must be verified on any electronic copies.

PHASE 1
PERMIT SET

SCALE:	DATE:
As indicated	5/15/26
DRAWN BY: NP	CHECKED BY: JJS

NO	REVISION	DATE

SHEET TITLE:

EXTERIOR/ INTERIOR DOOR DETAILS

PROJECT NO.	SHEET NO.
4374-01	A6.22

SIGNAGE TYPE LEGEND

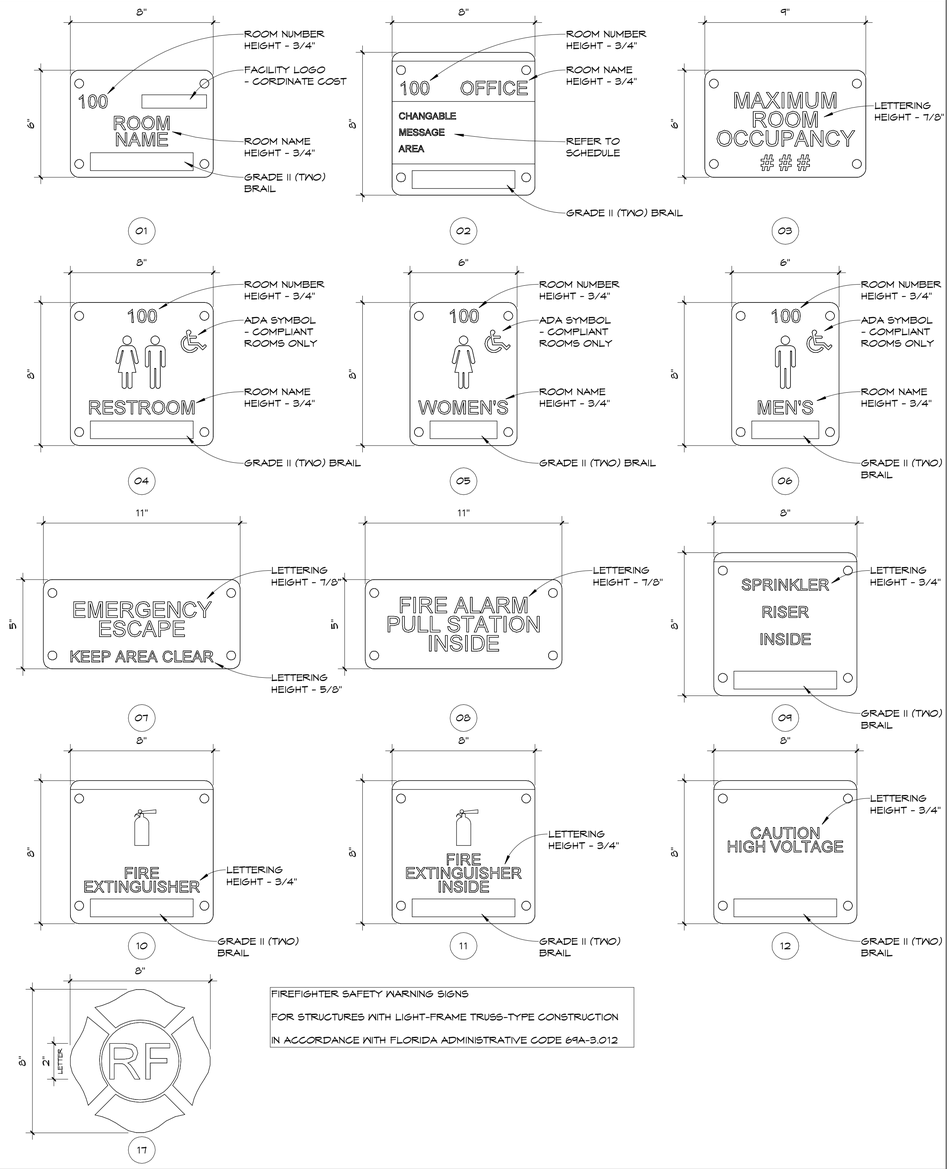

FIREFIGHTER SAFETY WARNING SIGNS

FOR STRUCTURES WITH LIGHT-FRAME TRUSS-TYPE CONSTRUCTION

IN ACCORDANCE WITH FLORIDA ADMINISTRATIVE CODE 69A-3.012

ADA NOTES: THE FOLLOWING RULES APPLY TO SIGNS THAT IDENTIFY A ROOM, SPACE OR AREA. INFORMATIONAL AND DIRECTIONAL SIGNS DO NOT REQUIRE BRAILLE OR RAISED CHARACTERS, HOWEVER MAY FOLLOW MANY OF THE OTHER REQUIREMENTS.

- ADA SIGNS ARE REQUIRED FOR BOTH PUBLIC ACCESS AND ALL EMPLOYEE AREAS
- SIGNS SHALL HAVE NON-GLARE FINISH WITH CONTRASTING COLORS.
- PICTOGRAMS SHALL BE IN THEIR 6" HEIGHT FIELD, ADD AN ISA SYMBOL IF ACCESSIBLE
- SIGNS THAT IDENTIFY A ROOM, SPACE, OR AREA SHALL HAVE RAISED CHARACTERS AND BRAILLE.
- A 3/8" MINIMUM MARGIN IS REQUIRED AROUND ALL RAISED ELEMENTS, INCLUDING BRAILLE
- LINE SPACING SHALL BE 35-70% OF CHARACTER HEIGHT.
- CHARACTERS MUST BE BETWEEN 5/8" AND 2" WITH A MINIMUM OF 1/8" SPACING.
- CHARACTERS MUST BE SANS SERIF AND ALL UPPERCASE
- FONT SHALL BE ADA COMPLAINT. NOT OVERLAY BOLD, CONDENSED, ITALIC, ETC.
- A 1" HIGH SPACE IS NEEDED FOR ONE LINE BRAILLE.
- BRAILLE SHALL BE ALL TOGETHER AND 3/8" TO 1/2" BELOW LAST LINE OF TEXT.
- GRADE II (TWO) BRAILLE WILL BE ACRYLIC RASTER BALLS COUNTERSUNK IN SIGN FACE. ENGRAVED BRAILLE MAY BE USED, BUT MUST COMPLY WITH ALL LATEST ADA AND ANSI REGULATIONS

NOTES: APPLIES FOR ALL SIGN TYPES

- SIGNS WILL BE MADE OF 1/8" THICK IMPACT-MODIFIED ACRYLIC MATERIALS
  1. **(MATERIAL HERE)**
- SIGN EDGES WILL SQUARE WITH 1/2" CORNER RADIUS
- PROVIDE 1/4" COUNTER SUNK SCEW HOLE FOR EACH REQUIRED SCREW
  1. USE 1/4" TYPE 316 STAINLESS STEEL TAMPER RESISTANT SCREWS
  2. PROVIDE COMMERCIAL GRADE EXPANSION ANCHORS TO SUIT WALL CONSTRUCTION
- FOR ANY SIGNAGE ADHERED TO GLASS, PROVIDE A BLANK BACK-UP PANEL ON THE OPPOSITE SIDE SO THAT THE ADHESIVES CANNOT BE SEEN
- LETTERING WILL BE FONT TYPE **(FONT TYPE HERE)** WITH FONT TYPE AS INDICATED
- COLORS WILL BE **(COLOR HERE)** BACKGROUND WITH **(COLOR HERE)** LETTERING

SIGNAGE SCHEDULE

SIGN TYPE	FROM ROOM: NUMBER	FROM ROOM: NAME	TO ROOM: NUMBER	TO ROOM: NAME	LOCATION	SIGNAGE TEXT	COMMENTS
01			1	BOAT STORAGE	1.5	BOAT STORAGE	SELF CLOSING
01			1	BOAT STORAGE	1.3	BOAT STORAGE	SELF CLOSING
01			1	BOAT STORAGE	1.1	BOAT STORAGE	SELF CLOSING
01			1	BOAT STORAGE	1.7	BOAT STORAGE	SELF CLOSING
01			1	BOAT STORAGE	1.4	BOAT STORAGE	SELF CLOSING
01			2	FUTURE SERVICE/PARTS	2.1	FUTURE SERVICE/PARTS	HOLLOW METAL DOOR SYSTEM
01			2	FUTURE SERVICE/PARTS	2	FUTURE SERVICE/PARTS	HOLLOW METAL DOOR SYSTEM
01/09			3	FIRE RISER/MECH.	3	FIRE RISER/MECH.	HOLLOW METAL DOOR SYSTEM
01/12			4	ELECTRICAL/ I.T. CLOSET	4	ELECTRICAL/ I.T. CLOSET	HOLLOW METAL DOOR SYSTEM
01	6	SHIPS STORE	5	STOCK/ STOR.	5	STOCK/ STOR.	OVERHEAD COILING DOOR
01			6	SHIPS STORE	6	SHIPS STORE	STOREFRONT DOOR SYSTEM
01/09	6	SHIPS STORE	7	STORAGE	7	FIRE RISER AND PUMP	HOLLOW METAL DOOR SYSTEM
06			8	MEN'S RESTROOM	8	MEN'S RESTROOM	HOLLOW METAL DOOR SYSTEM
05			10	WOMEN'S RESTROOM	10	WOMEN'S RESTROOM	HOLLOW METAL DOOR SYSTEM
01			11	OFFICE	11	OFFICE	HOLLOW METAL DOOR SYSTEM
01			12	OPERATIONS/ICE STOR.	12	OPERATIONS/ICE STOR.	HOLLOW METAL DOOR SYSTEM
			12	OPERATIONS/ICE STOR.	12.1		OVERHEAD COILING DOOR
01			13	OFFICE	13	OFFICE	HOLLOW METAL DOOR SYSTEM

NOTE: ALL EXTERIOR SIGNAGE TO BE SOLID PHENOLIC SIGN BOARD WWV RESISTANT GRAPHIC FILM SIGN

Copyright - 2024 BY FLORIDA ARCHITECTS, INC. ARCHITECT EXPRESSLY RESERVES HIS EXCLUSIVE COMMON LAW COPYRIGHT AND PROPERTY RIGHTS TO THESE DRAWINGS WHICH MAY NOT BE REPRODUCED, CHANGED OR COPIED IN ANY FORM OR MANNER, NOR ARE THEY TO BE ASSIGNED TO ANY PARTY WITHOUT THE ARCHITECT'S WRITTEN CONSENT.

FLA
FLORIDA ARCHITECTS
LICENSE #AR12728
103 W. 5TH STREET,
PANAMA CITY, FL 32401
(850) 257-5400

CLIENT:
CARDELLA CONSTRUCTION CO
101 Amar Pl, Panama City Beach, FL 32413
Phone: (954) 271-3307

PROJECT:
THE St. JOE COMPANY
ICW MARINA
PHASE 1 - BUILDING

LATITUDE BLVD.
PANAMA CITY BEACH,
FLORIDA 32413

CONSULTANTS:
Dewberry
203 Aberdeen Pkwy, Panama City, FL 32405 (850) 522-0644

GOLDEN GIANT BUILDING SYSTEMS
13300 S Vision Dr,
Kenton, OH 43326
Phone: (419) 674-4038

MAFFETT OFTIS ENGINEERING, LLC
1 S Jefferson Ave #101,
Cookeville, TN 38501
Phone:(931) 526-5143

O'CONNELL & ASSOCIATES CONSULTING ENGINEERS
1394 County Hwy 283 S Building 3,
Santa Rosa Beach, FL 32459
Phone:(850) 403-4555

TAYLOR ENGINEERING, INC.
4300 Legendary Dr Suite C246,
Destin, FL 32541
Phone: (850) 460-7040

SEAL:

This item has been digitally signed and sealed by the Architect on the date adjacent to the seal. Printed copies of this document are not considered signed and sealed and the signature must be verified on any electronic copies.

PHASE 1
PERMIT SET

SCALE:	DATE:
3" = 1'-0"	5/15/26
DRAWN BY: NP	CHECKED BY: JJS - AA

NO	REVISION	DATE

SHEET TITLE:

SIGNAGE SCHEDULE

PROJECT NO. 4374-01

SHEET NO. A6.40

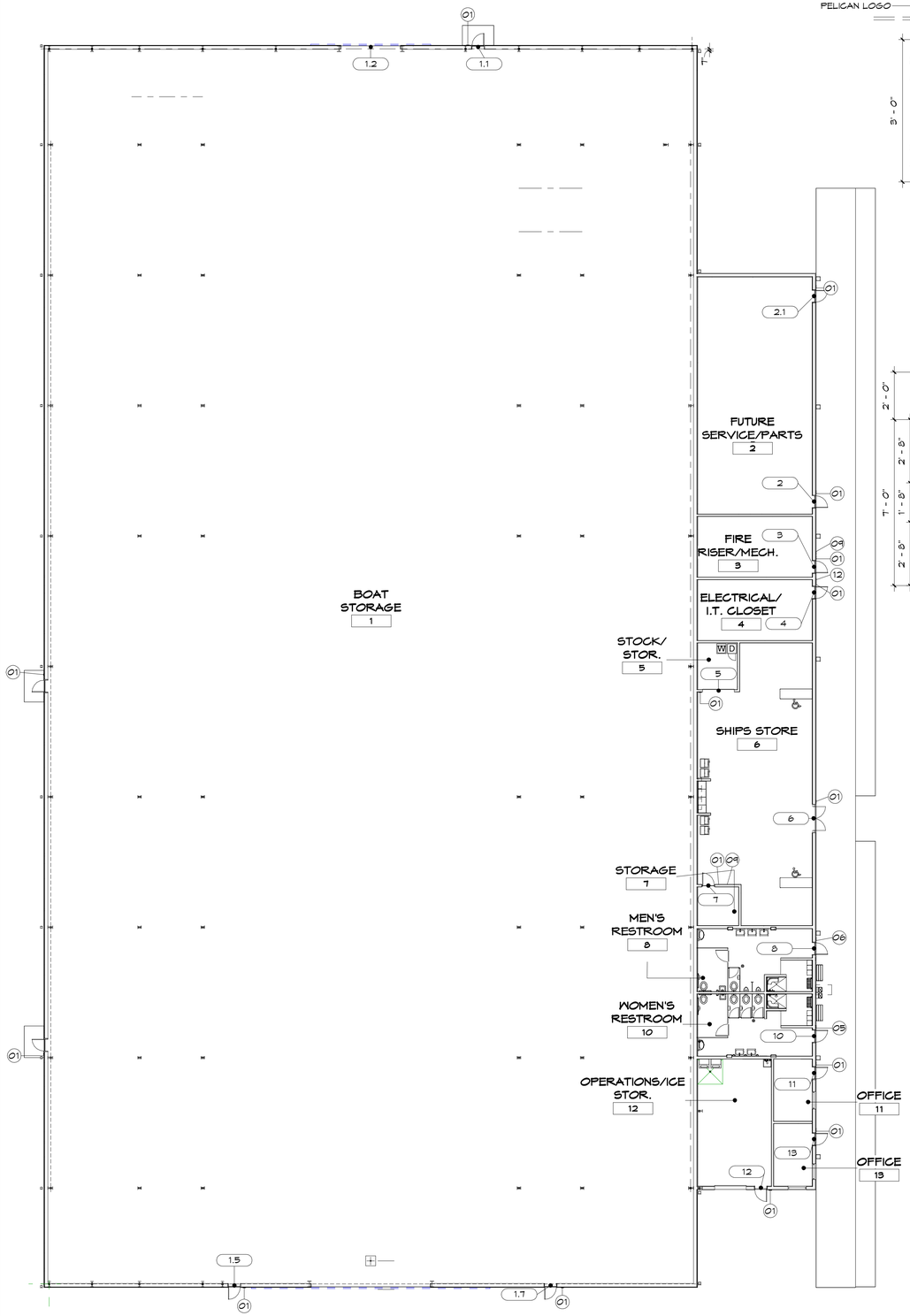

1 A6.41 SIGNAGE FLOOR PLAN 1/16" = 1'-0"



2 A6.41 ENTRANCE ANNEX SIGNAGE 3/4" = 1'-0"

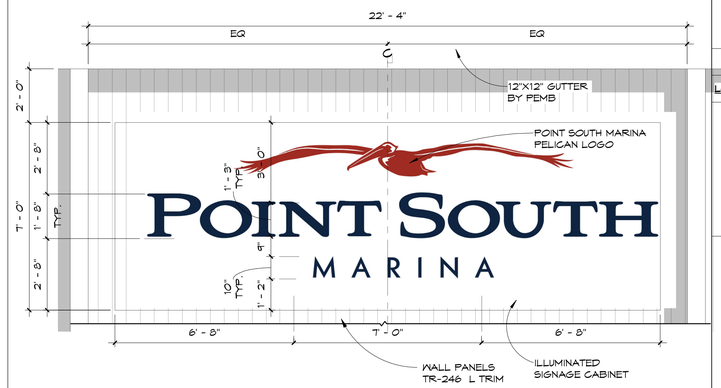

3 A6.41 UP EAST CORNER ANNEX SIGNAGE 3/8" = 1'-0"

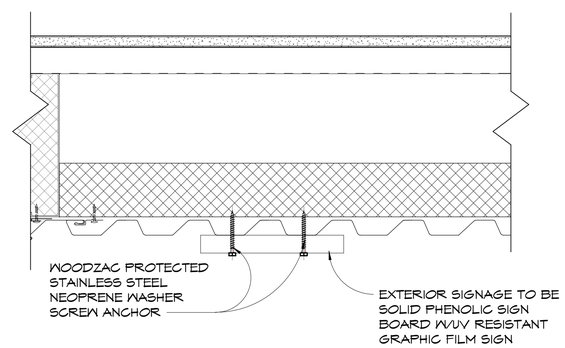

4 A6.41 SOLID PHENOLIC SIGN WALL ATTACHMENT TYP. DETAL 3" = 1'-0"

DOOR SIGNAGE LOCATION LEGEND

SCALE: 1/2" / 1-0"

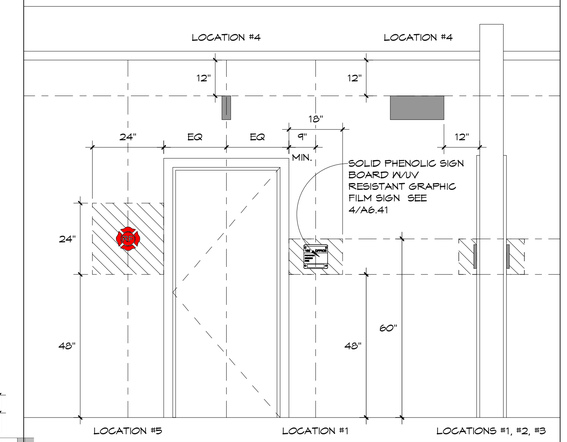

LOCATION #1

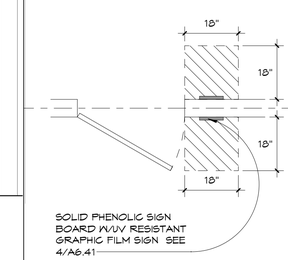

LOCATION #3

WHERE THERE IS NOT ENOUGH WALL SPACE FOR MOUNTING THE SIGN, USE NEAREST ADJACENT WALL.

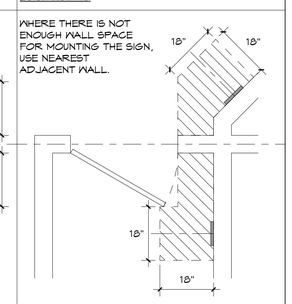

FIREFIGHTER SAFETY WARNING SIGNS

FOR STRUCTURES WITH LIGHT-FRAME TRUSS-TYPE CONSTRUCTION

IN ACCORDANCE WITH FLORIDA ADMINISTRATIVE CODE 69A-3.012

LOCATION #2

RIGHT SIDE OF 2 ACTIVE LEAVES

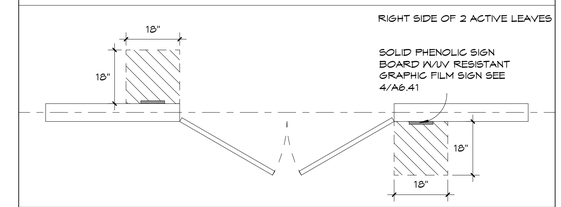

GENERAL SIGN LOCATION NOTES

- CENTER SIGN BETWEEN AN 18" MINIMUM AREA AND THE "CENTER OF THE TACTILE CHARACTERS".
- SIGNS CONTAINING TACTILE CHARACTERS SHALL BE LOCATED SO THAT A CLEAR FLOOR SPACE OF 18" BY 18" MINIMUM, CENTERED TO THE TACTILE CHARACTERS, IS PROVIDED BEYOND THE ARC OF ANY DOOR SWING BETWEEN THE CLOSED POSITION AND 45 DEGREE OPEN POSITION.
- MAXIMUM MOUNTING HEIGHT OF TACTILE CHARACTERS IS 60" ABOVE FLOOR BASELINE OF CHARACTERS.
- MINIMUM MOUNTING HEIGHT OF BRAILLE IS 48" ABOVE FLOOR TO BASELINE OF BRAILLE CELLS.
- ROOM SIGN TO BE MOUNTED ON THE LATCH SIDE OF THE DOOR.
- ON DOUBLE DOORS WITH BOTH LEAFS ACTIVE, THE SIGN SHALL BE MOUNTED ON THE RIGHT SIDE.
- WHERE THERE IS NOT ENOUGH WALL SPACE FOR MOUNTING THE SIGN USE NEAREST ADJACENT WALL.
- CEILING OR WALL PROJECTION SIGNS MUST HAVE MINIMUM CLEARANCE OF 80" FROM BOTTOM OF SIGN TO THE FLOOR.
- LOCATION: SUSPENDED FROM CEILING CENTERED ON EACH DOOR (WOMEN AND MEN). TOP OF SIGN SHOULD MEASURE 12" DOWN FROM THE CEILING. THE SIGN IS 8"H. THE BOTTOM OF SIGN SHOULD MEASURE 94" FROM FLOOR.
- THE SIGN SHOULD HANG PERPENDICULAR AND 1' AWAY FROM THE RESTROOM ENTRANCE WALL INTO THE LOBBY SPACE.
- CHARACTERS SHOULD BE BETWEEN 5/8" AND 2" WITH A MINUMUM OF 1/8" SPACING. BRAILLE IS NOT NEEDED ON THESE SIGNS.

Copyright: 2024 BY FLORIDA ARCHITECTS, INC. : ARCHITECT EXPRESSLY RESERVES HIS EXCLUSIVE COMMON LAW COPYRIGHT AND PROPERTY RIGHTS TO THESE DRAWINGS WHICH MAY NOT BE REPRODUCED, CHANGED OR COPIED IN ANY FORM OR MANNER, NOR ARE THEY TO BE ASSIGNED TO ANY PARTY WITHOUT THE ARCHITECT'S WRITTEN CONSENT.

FLA
FLORIDA ARCHITECTS
LICENSE #AR12728
103 W. 5TH STREET,
PANAMA CITY, FL 32401
(850) 257-5400

CLIENT:

CARDELLA CONSTRUCTION CO
101 Amar Pl, Panama City Beach, FL 32413
Phone: (954) 271-3307

PROJECT:

THE St. JOE COMPANY
ICW MARINA
PHASE 1 - BUILDING

LATITUDE BLVD.
PANAMA CITY BEACH,
FLORIDA 32413

CONSULTANTS:

Dewberry
203 Aberdeen Pkwy, Panama City, FL 32405 (850) 522-0644

GOLDEN GIANT BUILDING SYSTEMS
13300 S Vision Dr,
Kenton, OH 43326
Phone: (419) 674-4038

MAFFETT OFTIS ENGINEERING, LLC
1 S Jefferson Ave #101,
Cookeville, TN 38501
Phone:(931) 526-5143

O'CONNELL & ASSOCIATES CONSULTING ENGINEERS
1394 County Hwy 283 S Building 3,
Santa Rosa Beach, FL 32459
Phone:(850) 403-4555

TAYLOR ENGINEERING, INC.
4300 Legendary Dr Suite C246,
Destin, FL 32541
Phone: (850) 460-7040

SEAL:

This item has been digitally signed and sealed by the Architect on the date adjacent to the seal. Printed copies of this document are not considered signed and sealed and the signature must be verified on any electronic copies.

PHASE 1
PERMIT SET

SCALE:	DATE:
As indicated	5/15/26
DRAWN BY: NP	CHECKED BY: JJS

NO	REVISION	DATE

SHEET TITLE:

SIGNAGE PLAN

PROJECT NO.	SHEET NO.
4374-01	A6.41

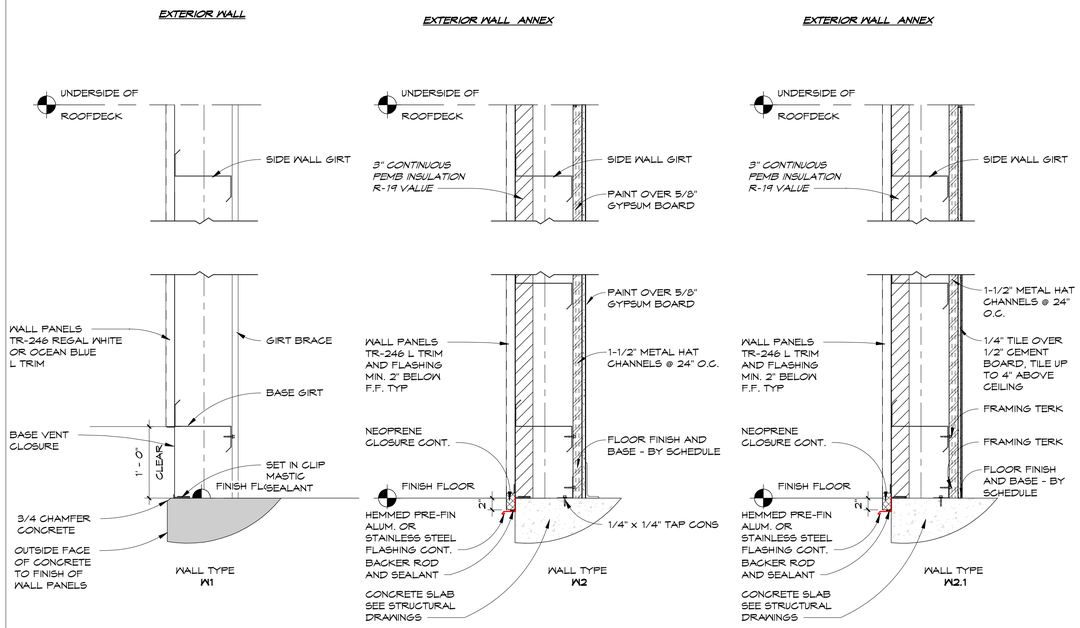

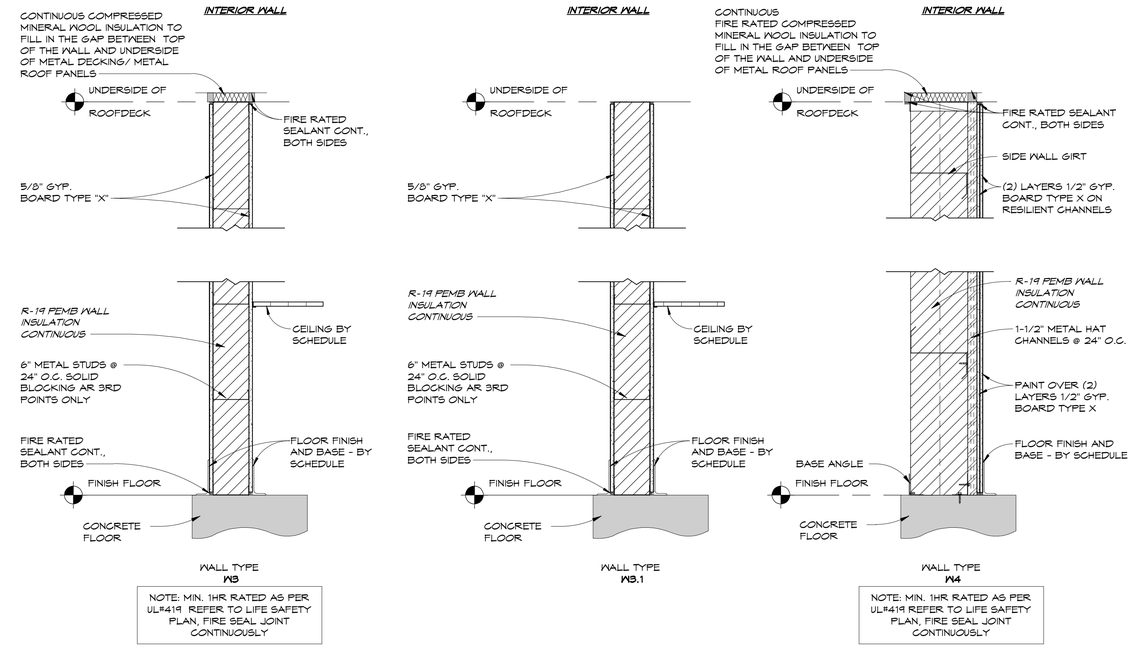

1 A7.00) WALL TYPES UP TO DECK 1" = 1'-0"

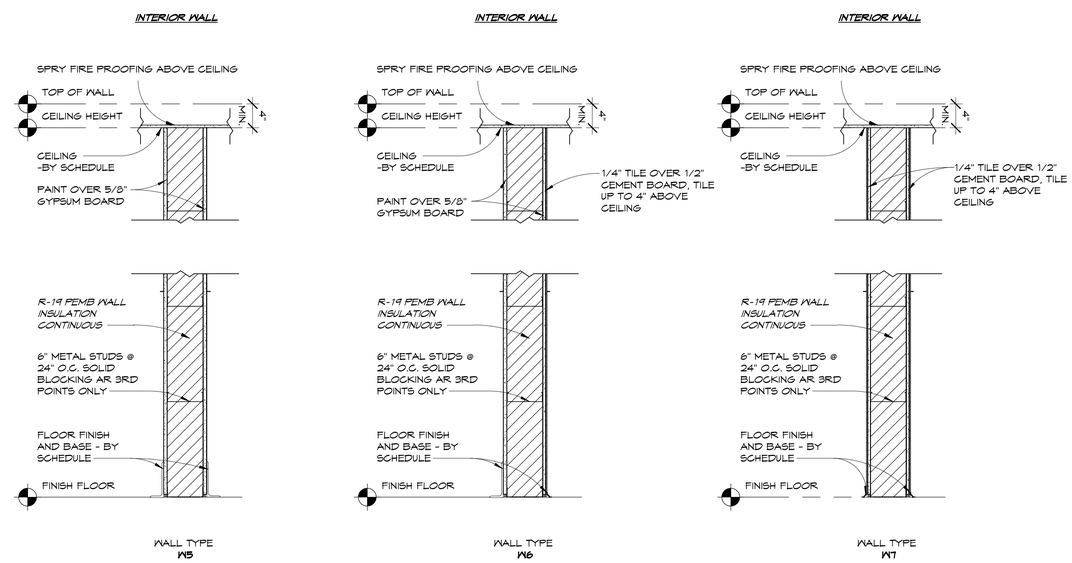

2 A7.00) WALL TYPES UP TO CEILING 1" = 1'-0"

Copyright: 2024 BY FLORIDA ARCHITECTS, INC. : ARCHITECT EXPRESSLY RESERVES HIS EXCLUSIVE COMMON LAW COPYRIGHT AND PROPERTY RIGHTS TO THESE DRAWINGS WHICH MAY NOT BE REPRODUCED, CHANGED OR COPIED IN ANY FORM OR MANNER, NOR ARE THEY TO BE ASSIGNED TO ANY PARTY WITHOUT THE ARCHITECT'S WRITTEN CONSENT.

FLA
FLORIDA ARCHITECTS
LICENSE #AR12728
103 W. 5TH STREET,
PANAMA CITY, FL 32401
(850) 257-5400

CLIENT:
CARDELLA CONSTRUCTION CO
101 Amar Pl, Panama City Beach, FL 32413
Phone: (954) 271-3307

PROJECT:
THE St. JOE COMPANY
ICW MARINA
PHASE 1 - BUILDING

LATITUDE BLVD.
PANAMA CITY BEACH,
FLORIDA 32413

CONSULTANTS:
Dewberry
203 Aberdeen Pkwy, Panama City, FL 32405 (850) 522-0644

GOLDEN GIANT BUILDING SYSTEMS
13300 S Vision Dr,
Kenton, OH 43326
Phone: (419) 674-4038

MAFFETT LOFTIS ENGINEERING, LLC
1 S Jefferson Ave #101,
Cookeville, TN 38501
Phone:(931) 526-5143

O'CONNELL & ASSOCIATES CONSULTING ENGINEERS
1394 County Hwy 283 S Building 3,
Santa Rosa Beach, FL 32459
Phone:(850) 403-4555

TAYLOR ENGINEERING, INC.
4300 Legendary Dr Suite C246,
Destin, FL 32541
Phone: (850) 460-7040

SEAL:

This item has been digitally signed and sealed by the Architect on the date adjacent to the seal. Printed copies of this document are not considered signed and sealed and the signature must be verified on any electronic copies.

PHASE 1
PERMIT SET

SCALE:	DATE:
1" = 1'-0"	5/15/26
DRAWN BY: NP	CHECKED BY: JJS - AA

NO	REVISION	DATE

SHEET TITLE:
WALL TYPES

PROJECT NO.	SHEET NO.
4374-01	A7.00)