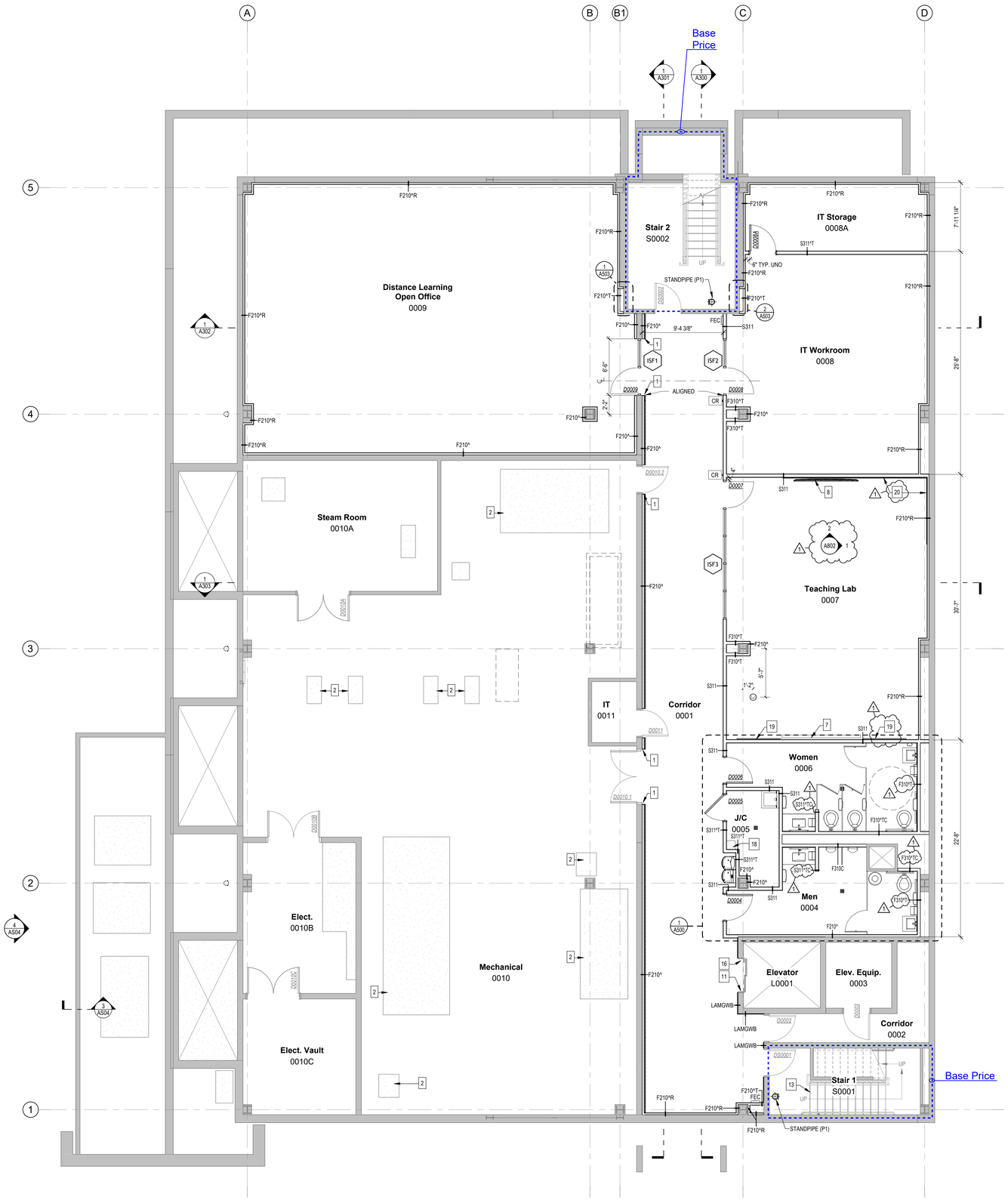

1 Basement - Phase 2 Alternate Basement
3/16" = 1'-0"

CONSTRUCTION NOTES

1	TERMINATE NEW FURRING AT DOOR FRAME.
2	CONCRETE EQUIPMENT PAD
7	115" TV BY OWNER. PROVIDE IN-WALL BLOCKING AS REQUIRED FOR MOUNTING
8	85" TV BY OWNER. PROVIDE IN-WALL BLOCKING AS REQUIRED FOR MOUNTING
11	REMOVE ELEVATOR CONTROLS AND REINSTALL FLUSH W/ NEW LAMINATED GWB.
13	INFILL CONCRETE TREAD DEPRESSIONS FROM MTL NOSING REMOVAL. PREPARE TREADS FOR FINAL FINISHES, SEE DETAILS AND SCHEDULES. TYPICAL ALL TREADS W/IN STAIRWELL.
16	NEW CHAMPAGNE WRAP AT LANDING DOORS AND SURROUND
18	5-TIER METAL ATHLETIC LOCKER
19	36" X 60" WHITEBOARD
20	ACOUSTICAL WALL PANELS, AWP-1 THIS WALL (ALTERNATE BID)

Base price all levels

FLOOR PLAN LEGEND

- NEW CONCRETE SLAB
- AREA OF ROOFING TO BE PATCHED AFTER EQUIP. REMOVAL
- NEW CONSTRUCTION
- CONSTRUCTION BELOW CUT PLANE
- FLOOR BOX, SEE ELECTRICAL.
- EXISTING PARTITION TO REMAIN
- EXISTING CONSTRUCTION
- EXISTING WALKPAD TO REMAIN

THESE DRAWINGS AND RENDERINGS ARE INSTRUMENTS OF SERVICE. THE DRAWINGS AND ASSOCIATED COPIES THEREOF INCLUDING ELECTRONIC MEDIA AND CADD FILES ARE THE PROPERTY OF ALW. THEIR USE, REPRESENTATION OR REPRODUCTION FOR ANY PURPOSE EXCEPT BY WRITTEN AGREEMENT WITH THE ARCHITECT IS PROHIBITED. THIS COPYRIGHT NOTIFICATION SHALL BE TRUE AS IF DIRECTLY PLACED ON EACH DRAWING. EXHIBIT OR RENDERING ON THIS DOCUMENT AND SHALL NOT BE REMOVED FROM THESE DOCUMENTS

ID:	REVISION:	DRAWN:	REVIEWED:	DATE:
1	Addendum 01	EE, AB, AK	R. LEWIS	08-06-2026

PHASE:	DRAWN:	REVIEWED:	DATE:
SCHEMATIC DESIGN	AB/EE	R. LEWIS	04-15-2024
DESIGN DEVELOPMENT	AB/EE	R. LEWIS	08-28-2024
50% CONSTRUCTION DOCUMENTS	AB/EE	R. LEWIS	01-16-2026
DEMOLITION PACKAGE	AB/EE	R. LEWIS	03-10-2026
100% CONSTRUCTION DOCUMENTS	AB/EE	R. LEWIS	06-19-2026

FSU

Client: Florida State University
Tallahassee, Florida

Job Title: Kellogg Building Remodeling Phase 2, Volume (3 of 3)

Consultant:

Project #: 22470
Phase: 100% Construction Documents

Seal:

ALW

Architects Lewis + Whitlock
206 West Virginia St.
Tallahassee, Florida 32301
850.942.1718
www.think3d.net

Description: Basement Floor Plan

Sheet No.: A100

8/6/2026 9:13:25 AM

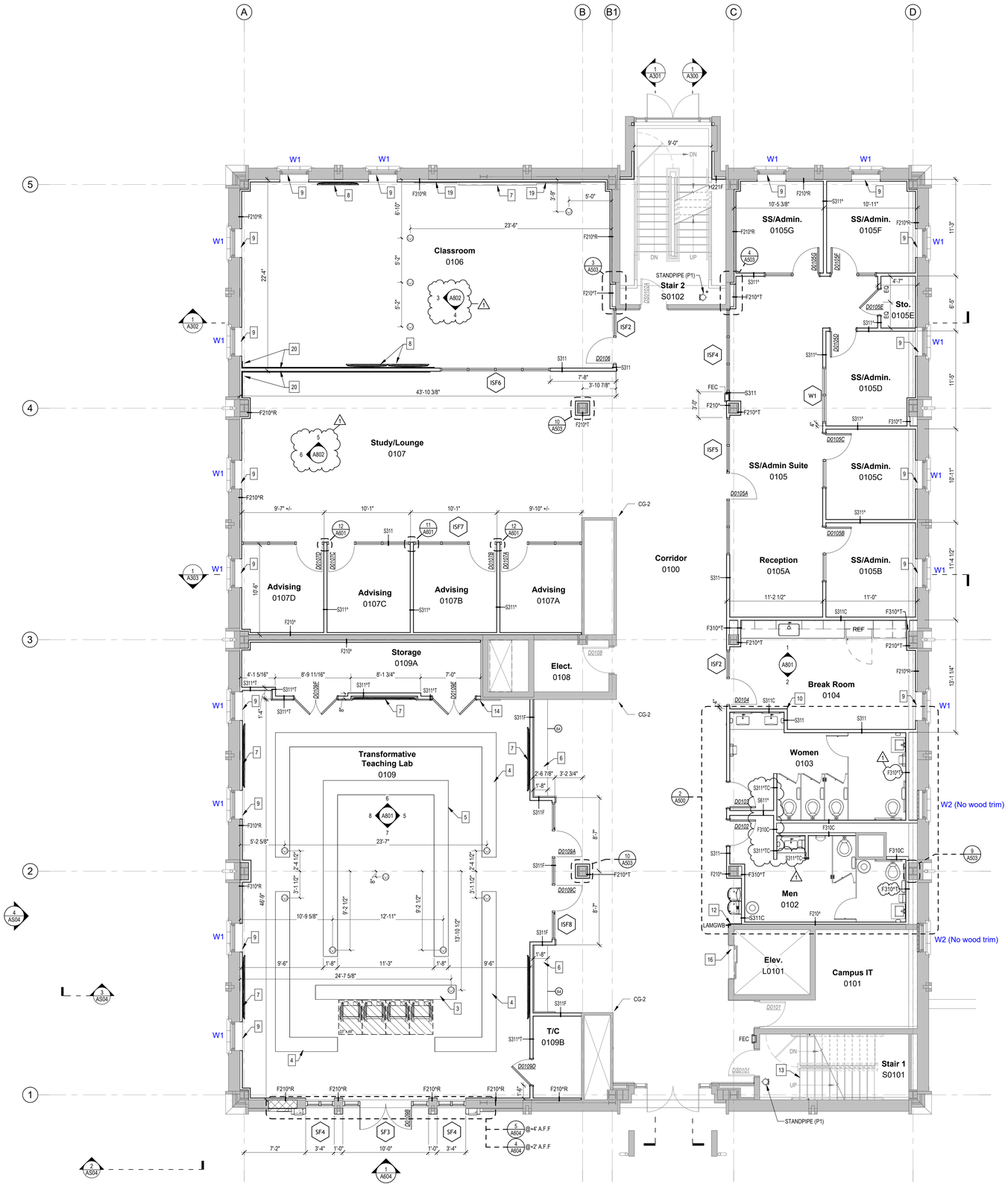

1 First Floor - Phase 2
3/16" = 1'-0"

CONSTRUCTION NOTES

3	30" HIGH FIXED CLASSROOM -SEE ELECT. DRAWINGS FOR FLOOR POWER/DATA LOCATIONS. BOD: KI SEMINAR TABLES W/ INTEGRATED POWER AND MODESTY PANELS, SEE ELEVATIONS.
4	42" HIGH FIXED CLASSROOM TABLES -SEE ELECT. DRAWINGS FOR FLOOR POWER/DATA LOCATIONS. BOD: KI SEMINAR TABLES W/ INTEGRATED POWER AND MODESTY PANELS, SEE ELEVATIONS.
5	36" HIGH FIXED CLASSROOM TABLES -SEE ELECT. DRAWINGS FOR FLOOR POWER/DATA LOCATIONS. BOD: KI SEMINAR TABLES W/ INTEGRATED POWER AND MODESTY PANELS, SEE ELEVATIONS.
6	BUILT-IN WOOD BENCH
7	115" TV BY OWNER. PROVIDE IN-WALL BLOCKING AS REQUIRED FOR MOUNTING
8	85" TV BY OWNER. PROVIDE IN-WALL BLOCKING AS REQUIRED FOR MOUNTING
9	MANUAL ROLLER SHADES. BOD: DRAPER FLEXSHADE UPLIFT
10	FULL-HEIGHT CORNER GUARD
12	ALIGN NEW LAMINATED GWB TO EXISTING LAMINATED GWB FOR A SEAMLESS APPEARANCE.
13	INFILL CONCRETE TREAD DEPRESSIONS FROM MTL NOSING REMOVAL. PREPARE TREADS FOR FINAL FINISHES, SEE DETAILS AND SCHEDULES. TYPICAL ALL TREADS W/IN STAIRWELL.
14	SOLID RIFT SAWN WHITE OAK STAINED WOOD WALL PANELING. SEE ELEVATIONS AND MILLWORK PROFILES.
16	NEW CHAMPAGNE WRAP AT LANDING DOORS AND SURROUND
19	36" X 60" WHITEBOARD
20	ACOUSTICAL WALL PANELS, AWP-1 THIS WALL (ALTERNATE BID)

Base price all levels

FLOOR PLAN LEGEND

- NEW CONCRETE SLAB
- AREA OF ROOFING TO BE PATCHED AFTER EQUIP. REMOVAL
- NEW CONSTRUCTION
- CONSTRUCTION BELOW CUT PLANE
- FLOOR BOX, SEE ELECTRICAL.
- EXISTING PARTITION TO REMAIN
- EXISTING CONSTRUCTION
- EXISTING WALKPAD TO REMAIN

THESE DRAWINGS AND RENDERINGS ARE INSTRUMENTS OF SERVICE. THE DRAWINGS AND ASSOCIATED COPIES THEREOF INCLUDING ELECTRONIC MEDIA AND CADD FILES ARE THE PROPERTY OF ALW. THEIR USE, REPRESENTATION OR REPRODUCTION FOR ANY PURPOSE EXCEPT BY WRITTEN AGREEMENT WITH THE ARCHITECT IS PROHIBITED. THIS COPYRIGHT NOTIFICATION SHALL BE TRUE AS IF DIRECTLY PLACED ON EACH DRAWING. EXHIBIT OR RENDERING ON THIS DOCUMENT AND SHALL NOT BE REMOVED FROM THESE DOCUMENTS

ID:	REVISION:	DRAWN:	REVIEWED:	DATE:
1	Addendum 01	EE, AB, AK	R. LEWIS	08-06-2026

PHASE:	DRAWN:	REVIEWED:	DATE:
SCHEMATIC DESIGN	AB/EE	R. LEWIS	04-15-2024
DESIGN DEVELOPMENT	AB/EE	R. LEWIS	08-26-2024
50% CONSTRUCTION DOCUMENTS	AB/EE	R. LEWIS	01-16-2026
DEMOLITION PACKAGE	AB/EE	R. LEWIS	03-10-2026
100% CONSTRUCTION DOCUMENTS	AB/EE	R. LEWIS	06-19-2026

FSU

Client:
Florida State University
Tallahassee, Florida

Job Title:
Kellogg Building Remodeling
Phase 2, Volume (3 of 3)

Consultant:

Project #: 22470
Phase: 100% Construction Documents

Seal:

ALW

Architects Lewis + Whitlock
206 West Virginia St.
Tallahassee, Florida 32301
850.942.1718
www.think3d.net

Description:
First Floor Plan

Sheet No.:
A101

8/6/2026 9:13:28 AM

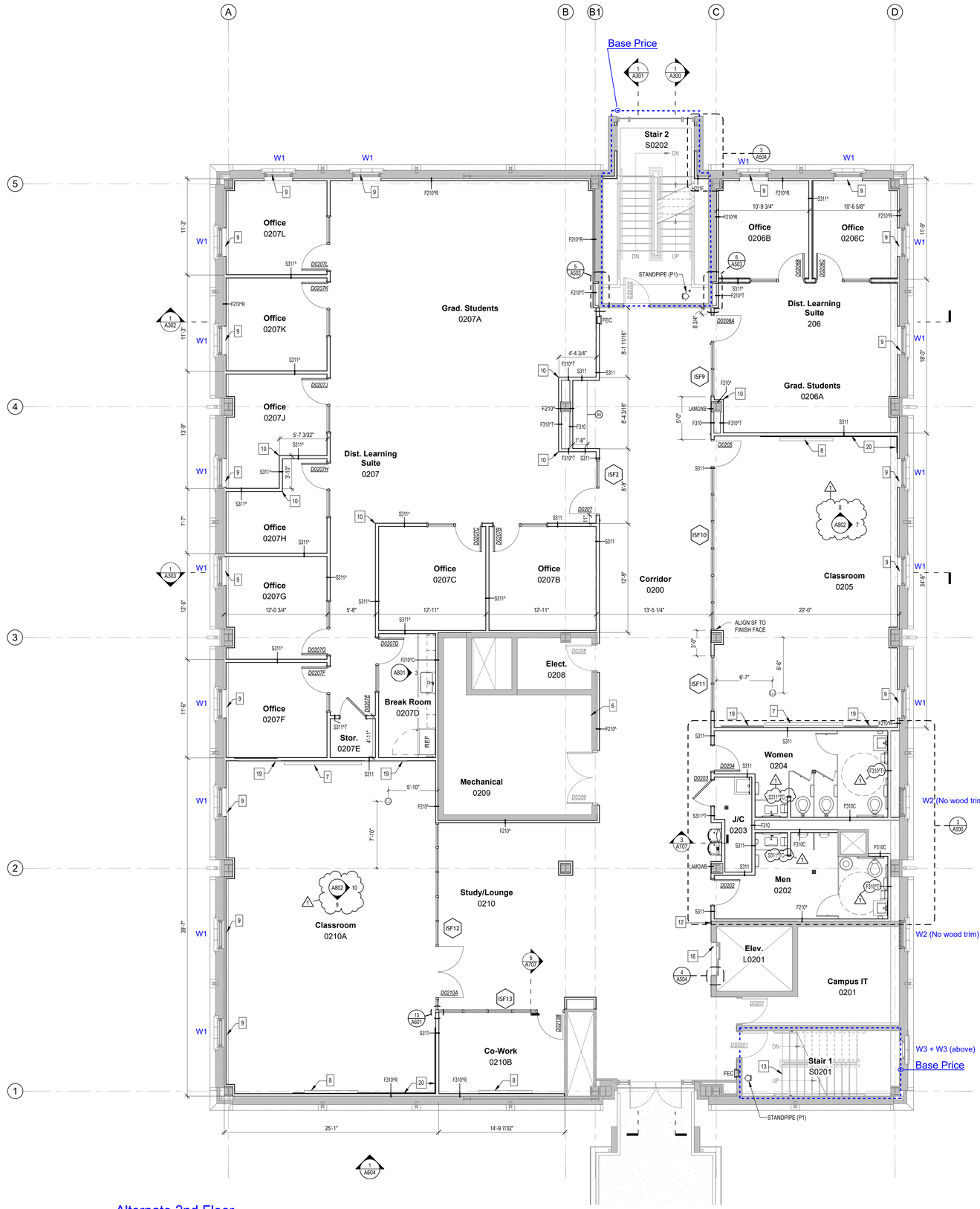

N 1 Second Floor - Phase 2 Alternate 2nd Floor
3/16" = 1'-0"

CONSTRUCTION NOTES

Base price all levels

7	115" TV BY OWNER. PROVIDE IN-WALL BLOCKING AS REQUIRED FOR MOUNTING
8	85" TV BY OWNER. PROVIDE IN-WALL BLOCKING AS REQUIRED FOR MOUNTING
9	MANUAL ROLLER SHADES. BOD: DRAPER FLEXSHADE UPLIFT
10	FULL-HEIGHT CORNER GUARD
12	ALIGN NEW LAMINATED GWB TO EXISTING LAMINATED GWB FOR A SEAMLESS APPEARANCE.
13	INFILL CONCRETE TREAD DEPRESSIONS FROM MTL NOSING REMOVAL. PREPARE TREADS FOR FINAL FINISHES. SEE DETAILS AND SCHEDULES. TYPICAL ALL TREADS W/IN STAIRWELL.
16	NEW CHAMPAGNE WRAP AT LANDING DOORS AND SURROUND
19	36" X 60" WHITEBOARD
20	ACOUSTICAL WALL PANELS, AWP-1 THIS WALL (ALTERNATE BID)

FLOOR PLAN LEGEND

- NEW CONCRETE SLAB
- AREA OF ROOFING TO BE PATCHED AFTER EQUIP. REMOVAL
- NEW CONSTRUCTION
- CONSTRUCTION BELOW CUT PLANE
- FLOOR BOX, SEE ELECTRICAL.
- EXISTING PARTITION TO REMAIN
- EXISTING CONSTRUCTION
- EXISTING WALKPAD TO REMAIN

THESE DRAWINGS AND RENDERINGS ARE INSTRUMENTS OF SERVICE. THE DRAWINGS AND ASSOCIATED COPIES THEREOF INCLUDING ELECTRONIC MEDIA FORMATTED FILES ARE THE PROPERTY OF ALW. THEIR USE IS RESTRICTED TO THIS PROJECT AND FOR ANY PURPOSE EXCEPT BY WRITTEN AGREEMENT WITH ALW. ANY REPRODUCTION PROHIBITED. THIS COPYRIGHT NOTIFICATION EACH DRAWING EXHIBIT OR RENDERING ON THIS DOCUMENT AND SHALL NOT BE REMOVED FROM THESE SCHEMATICS

PHASE:	DRAWN:	REVIEWED:	DATE:
SCHEMATIC DESIGN	ABEE	R. LEWIS	04-15-2024
DESIGN DEVELOPMENT	ABEE	R. LEWIS	08-26-2024
50% CONSTRUCTION DOCUMENTS	ABEE	R. LEWIS	01-15-2025
DEMOLITION PACKAGE	ABEE	R. LEWIS	03-10-2026
100% CONSTRUCTION DOCUMENTS	ABEE	R. LEWIS	06-19-2026

ID:	REVISION:	DRAWN:	REVIEWED:	DATE:
1	Addendum 01	EE, AB, AK	R. LEWIS	08-06-2026

Client: Florida State University
Tallahassee, Florida

Consultant:

Job Title: Kellogg Building Remodeling
Phase 2, Volume (3 of 3)

Project #: 22470
Phase: 100% Construction Documents

Seal:

Architects Lewis + Whitlock
206 West Virginia St.
Tallahassee, Florida 32301
850.942.1718
www.think3d.net

Description:
Second Floor Plan

Sheet No.:
A102

8/6/2026 9:13:31 AM

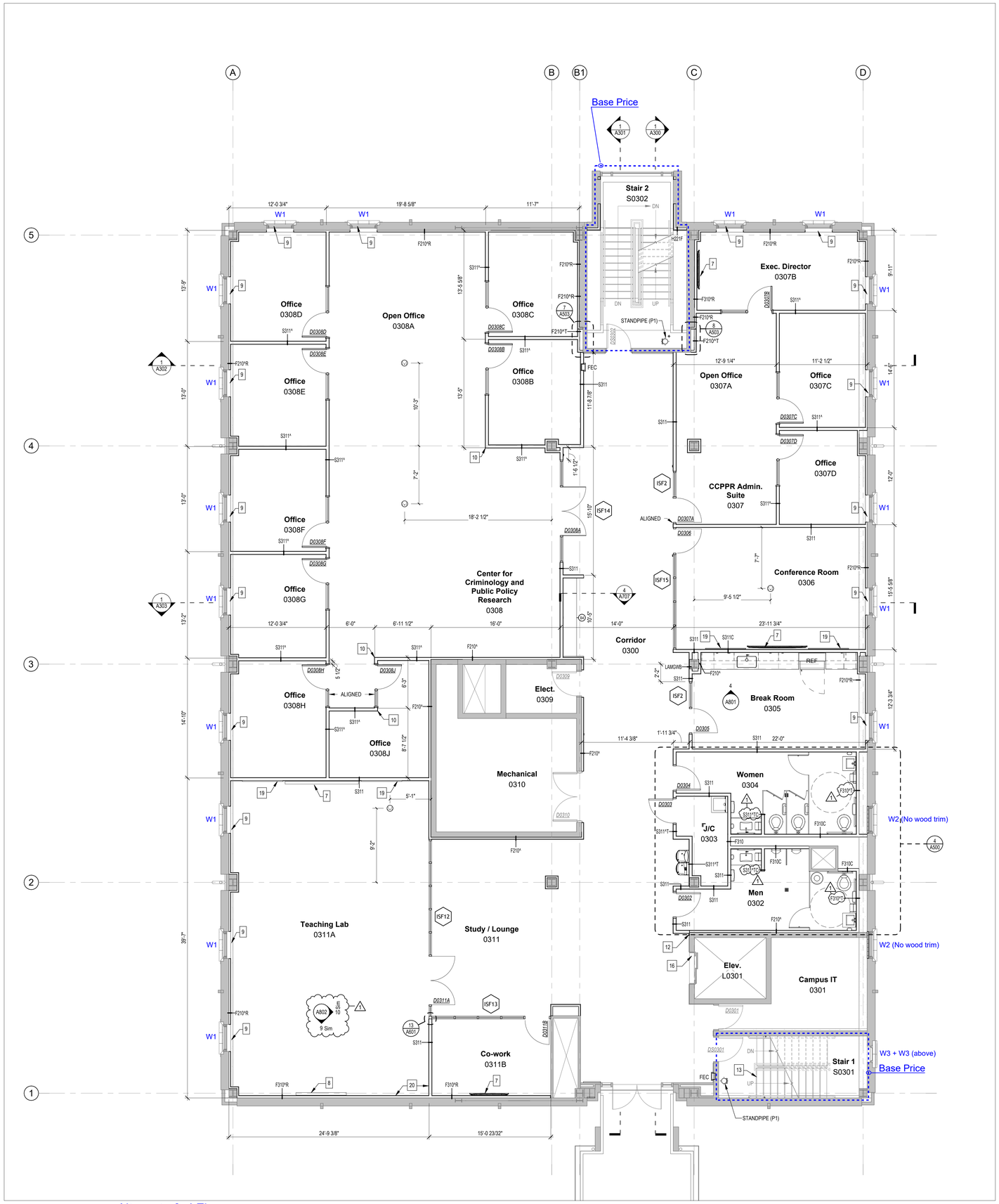

N 1 Third Floor - Phase 2 Alternate 3rd Floor
3/16" = 1'-0"

Base price all levels

CONSTRUCTION NOTES

7	115" TV BY OWNER. PROVIDE IN-WALL BLOCKING AS REQUIRED FOR MOUNTING
8	85" TV BY OWNER. PROVIDE IN-WALL BLOCKING AS REQUIRED FOR MOUNTING
9	MANUAL ROLLER SHADES. BOD: DRAPER FLEXSHADE UPLIFT
10	FULL-HEIGHT CORNER GUARD
12	ALIGN NEW LAMINATED GWB TO EXISTING LAMINATED GWB FOR A SEAMLESS APPEARANCE.
13	INFILL CONCRETE TREAD DEPRESSIONS FROM MTL NOSING REMOVAL. PREPARE TREADS FOR FINAL FINISHES. SEE DETAILS AND SCHEDULES. TYPICAL ALL TREADS W/IN STAIRWELL.
16	NEW CHAMPAGNE WRAP AT LANDING DOORS AND SURROUND
19	36" X 60" WHITEBOARD
20	ACOUSTICAL WALL PANELS, AWP-1 THIS WALL (ALTERNATE BID)

FLOOR PLAN LEGEND

- NEW CONCRETE SLAB
- AREA OF ROOFING TO BE PATCHED AFTER EQUIP. REMOVAL
- NEW CONSTRUCTION
- CONSTRUCTION BELOW CUT PLANE
- FLOOR BOX, SEE ELECTRICAL.
- EXISTING PARTITION TO REMAIN
- EXISTING CONSTRUCTION
- EXISTING WALKPAD TO REMAIN

THESE DRAWINGS AND RENDERINGS ARE INSTRUMENTS OF SERVICE. THE DRAWINGS AND ASSOCIATED COPIES THEREOF INCLUDING ELECTRONIC FILES AS PREPARED FILES ARE THE PROPERTY OF ALW. THEIR USE IS RESTRICTED TO THIS PROJECT FOR ANY PURPOSE EXCEPT BY WRITTEN AGREEMENT WITH ALW. ANY REUSE IS PROHIBITED. THIS COPYRIGHT NOTIFICATION SHALL REMAIN ON ALL REPRODUCTIONS. EACH DRAWING SHEET OR RENDERING IN THIS DOCUMENT AND SHALL NOT BE REMOVED FROM THESE AGREEMENTS

PHASE:	DRAWN:	REVIEWED:	DATE:
SCHEMATIC DESIGN	ABEE	R. LEWIS	04-15-2024
DESIGN DEVELOPMENT	ABEE	R. LEWIS	05-28-2024
50% CONSTRUCTION DOCUMENTS	ABEE	R. LEWIS	08-16-2025
DEMOLITION PACKAGE	ABEE	R. LEWIS	01-15-2026
100% CONSTRUCTION DOCUMENTS	ABEE	R. LEWIS	06-19-2026

ID:	REVISION:	DRAWN:	REVIEWED:	DATE:
1	Addendum 01	EE, AB, AK	R. LEWIS	08-06-2026

FSU

Client: Florida State University
Tallahassee, Florida

Job Title: Kellogg Building Remodeling
Phase 2, Volume (3 of 3)

Consultant:

Project #: 22470
Phase: 100% Construction Documents

Seal:

ALW

Architects Lewis + Whitlock
206 West Virginia St.
Tallahassee, Florida 32301
850.942.1718
www.think3d.net

Description:
Third Floor Plan

Sheet No.:
A103

8/6/2026 9:13:33 AM

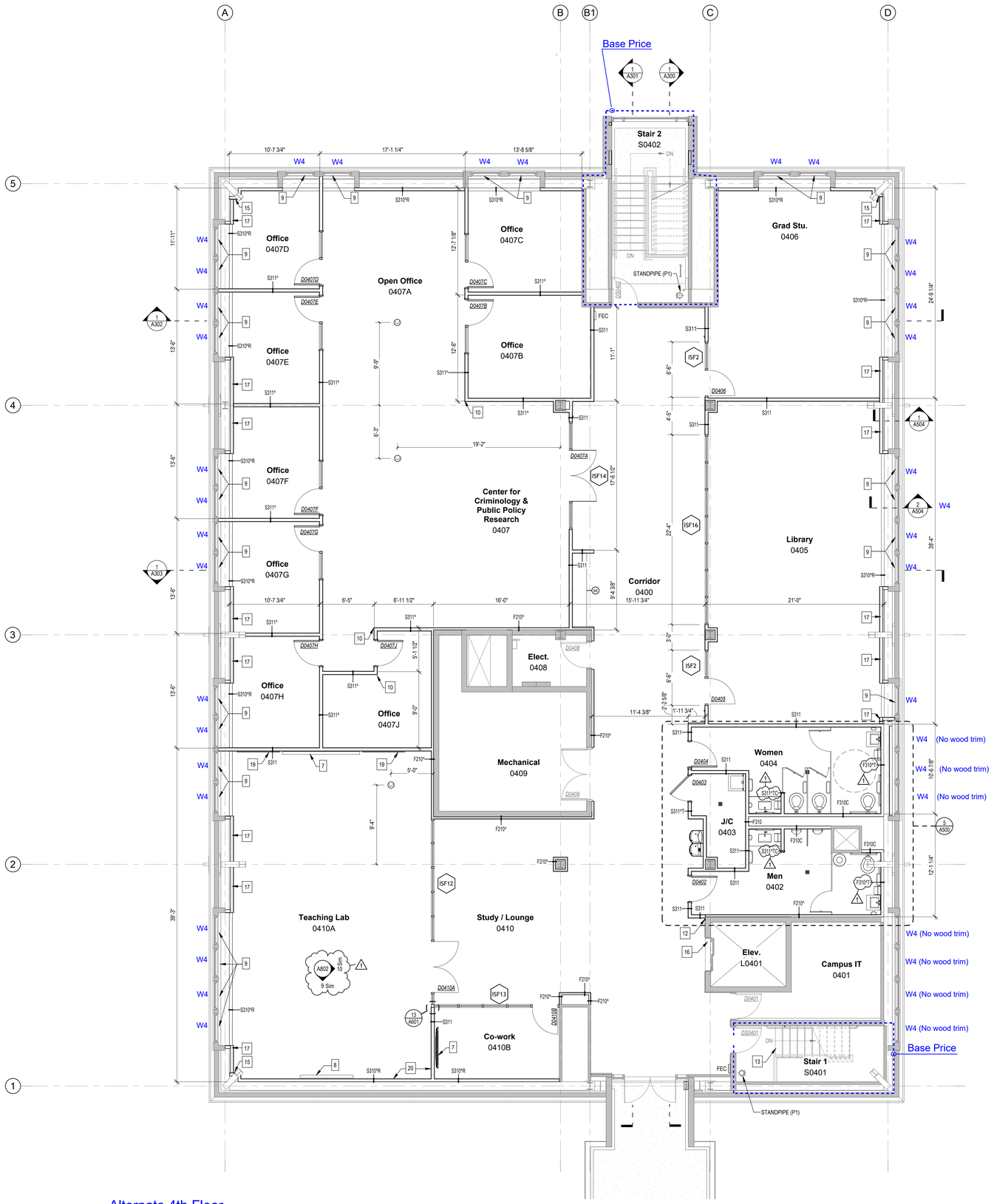

Fourth Floor - Phase 2 Alternate 4th Floor
3/16" = 1'-0"

CONSTRUCTION NOTES

7	115" TV BY OWNER. PROVIDE IN-WALL BLOCKING AS REQUIRED FOR MOUNTING
8	85" TV BY OWNER. PROVIDE IN-WALL BLOCKING AS REQUIRED FOR MOUNTING
9	MANUAL ROLLER SHADES. BOD: DRAPER FLEXSHADE UPLIFT
10	FULL-HEIGHT CORNER GUARD
12	ALIGN NEW LAMINATED GWB TO EXISTING LAMINATED GWB FOR A SEAMLESS APPEARANCE.
13	INFILL CONCRETE TREAD DEPRESSIONS FROM MTL NOSING REMOVAL. PREPARE TREADS FOR FINAL FINISHES, SEE DETAILS AND SCHEDULES. TYPICAL ALL TREADS W/IN STAIRWELL.
15	NEW MTL STUD FRAMING AROUND RAIN LEADER. FRAMING TO ALIGN W/ ANGLED FRAMING OF ADJACENT FURRING.
16	NEW CHAMPAGNE WRAP AT LANDING DOORS AND SURROUND
17	MTL FRAMING ABOVE HORIZONTAL BEAM TO FOLLOW ANGLE OF DORMER BEAMS, TYPICAL ALL FRAMING EAST & WEST OF BUILDING. SEE 4/A504 AND TYP. AXONOMETIC VIEW.
19	36" X 60" WHITEBOARD
20	ACOUSTICAL WALL PANELS, AWP-1 THIS WALL (ALTERNATE BID)

Base price all levels

FLOOR PLAN LEGEND

- NEW CONCRETE SLAB
- AREA OF ROOFING TO BE PATCHED AFTER EQUIP. REMOVAL
- NEW CONSTRUCTION
- CONSTRUCTION BELOW CUT PLANE
- FLOOR BOX, SEE ELECTRICAL.
- EXISTING PARTITION TO REMAIN
- EXISTING CONSTRUCTION
- EXISTING WALKPAD TO REMAIN

THESE DRAWINGS AND RENDERINGS ARE INSTRUMENTS OF SERVICE. THE DRAWINGS AND ASSOCIATED COPIES THEREOF INCLUDING ELECTRONIC MEDIA AND CADD FILES ARE THE PROPERTY OF ALW. THEIR USE, REPRESENTATION OR REPRODUCTION FOR ANY PURPOSE EXCEPT BY WRITTEN AGREEMENT WITH THE ARCHITECT IS PROHIBITED. THIS COPYRIGHT NOTIFICATION SHALL BE TRUE AS IF DIRECTLY PLACED ON EACH DRAWING, EXHIBIT OR RENDERING ON THIS DOCUMENT AND SHALL NOT BE REMOVED FROM THESE DOCUMENTS

ID:	REVISION:	DRAWN:	REVIEWED:	DATE:
1	Addendum 01	EE, AB, AK	R. LEWIS	08-06-2026

PHASE:	DRAWN:	REVIEWED:	DATE:
SCHEMATIC DESIGN	AB/EE	R. LEWIS	04-15-2024
DESIGN DEVELOPMENT	AB/EE	R. LEWIS	08-26-2024
50% CONSTRUCTION DOCUMENTS	AB/EE	R. LEWIS	01-16-2026
DEMOLITION PACKAGE	AB/EE	R. LEWIS	03-10-2026
100% CONSTRUCTION DOCUMENTS	AB/EE	R. LEWIS	06-19-2026

FSU

Client: Florida State University
Tallahassee, Florida

Job Title: Kellogg Building Remodeling Phase 2, Volume (3 of 3)

Consultant:

Project #: 22470
Phase: 100% Construction Documents

Seal:

ALW

Architects Lewis + Whitlock
206 West Virginia St.
Tallahassee, Florida 32301
850.942.1718
www.think3d.net

Description: Fourth Floor Plan

Sheet No.: A104

8/6/2026 9:13:35 AM

1 Longitudinal Section 1
1/4" = 1'-0"

6/19/2026 5:16:33 PM

THESE DRAWINGS AND RENDERINGS ARE INSTRUMENTS OF SERVICE. THE DRAWINGS AND ASSOCIATED COPIES THEREOF INCLUDING ELECTRONIC FILES PREPARED AND FILES ARE THE PROPERTY OF ALW. THEIR USE AND REPRODUCTION ARE RESTRICTED FOR ANY PURPOSE EXCEPT BY WRITTEN AGREEMENT WITH ALW. ALL REPRODUCTION PROHIBITED. THIS COPYRIGHT NOTIFICATION EACH DRAWING EXHIBIT OR RENDERING ON THIS DOCUMENT AND SHALL NOT BE REMOVED FROM THESE BOARDS

ID:	REVISION:	DRAWN:	REVIEWED:	DATE:

PHASE:	DRAWN:	REVIEWED:	DATE:
SCHEMATIC DESIGN	ABEE	R. LEWIS	04-15-2024
DESIGN DEVELOPMENT	ABEE	R. LEWIS	09-26-2024
50% CONSTRUCTION DOCUMENTS	ABEE	R. LEWIS	03-14-2025
DEMOLITION PACKAGE	ABEE	R. LEWIS	03-19-2026
100% CONSTRUCTION DOCUMENTS	ABEE	R. LEWIS	06-19-2026

FSU

Client: Florida State University
Tallahassee, Florida

Job Title: Kellogg Building Remodeling Phase 2, Volume (3 of 3)

Consultant:

Project #: 22470
Phase: 100% Construction Documents

Seal:

ALW

Architects Lewis + Whitlock
206 West Virginia St.
Tallahassee, Florida 32301
850.942.1718
www.think3d.net

Description:
Building Sections

Sheet No.:
A300

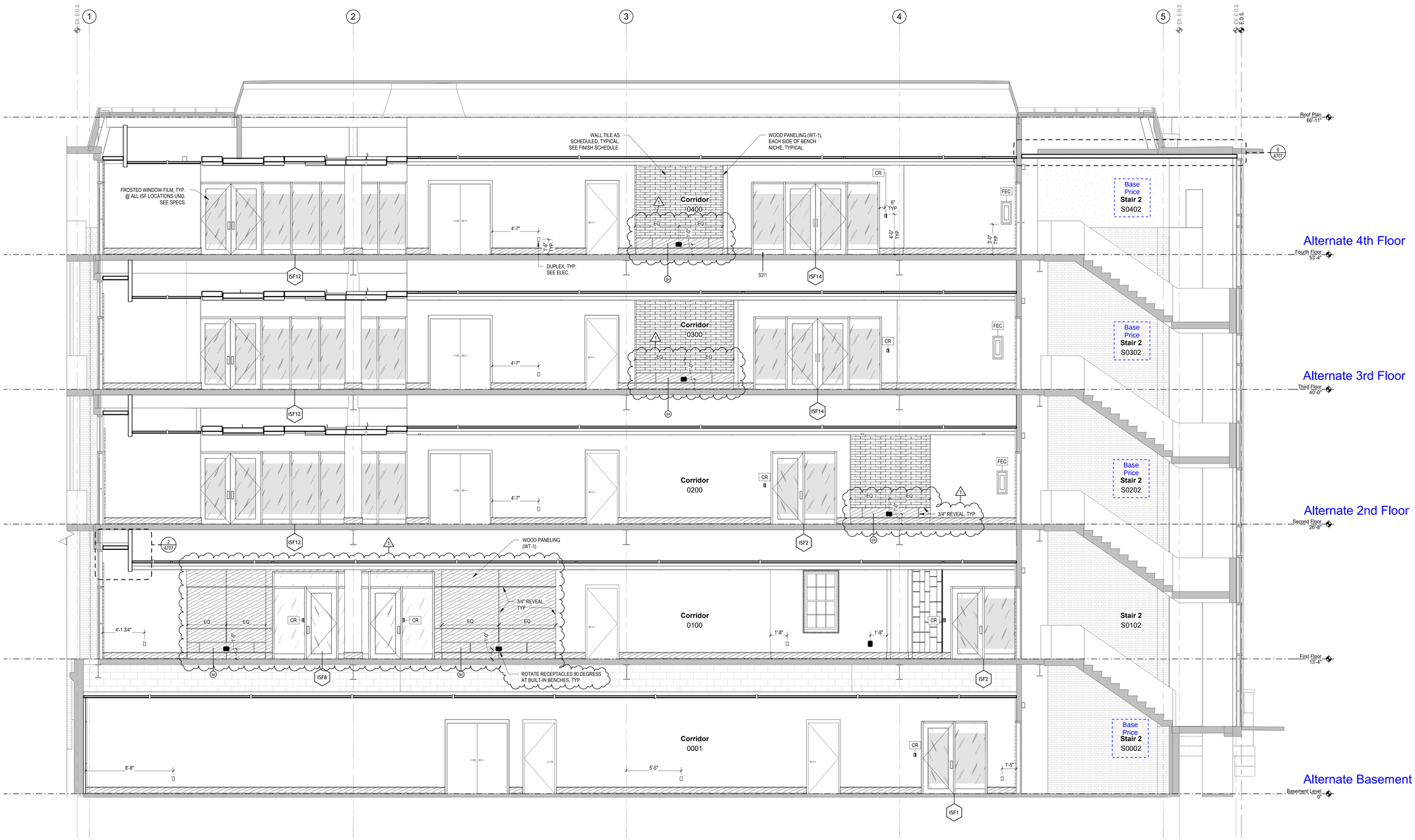

1 Longitudinal Section 2
1/4" = 1'-0"

8/6/2026 9:13:38 AM

THESE DRAWINGS AND RENDERINGS ARE INSTRUMENTS OF SERVICE. THE DRAWINGS AND ASSOCIATED COPIES THEREOF INCLUDING ELECTRONIC FILES PREPARED AND FILES ARE THE PROPERTY OF ALW. THEIR USE, REPRODUCTION OR PUBLICATION FOR ANY PURPOSE EXCEPT BY WRITTEN AGREEMENT WITH ALW IS STRICTLY PROHIBITED. THIS COPYRIGHT NOTIFICATION EACH DRAWING EXHIBIT OR RENDERING ON THIS DOCUMENT AND SHALL NOT BE REMOVED FROM THESE BOARDS

ID:	REVISION:	DRAWN:	REVIEWED:	DATE:
1	Addendum 01	EE, AB, AK	R. LEWIS	08-06-2026

PHASE:	DRAWN:	REVIEWED:	DATE:
SCHEMATIC DESIGN	ABBE	R. LEWIS	04-15-2024
DESIGN DEVELOPMENT	ABBE	R. LEWIS	08-26-2024
50% CONSTRUCTION DOCUMENTS	ABBE	R. LEWIS	03-05-2025
DEMOLITION PACKAGE	ABBE	R. LEWIS	03-19-2026
100% CONSTRUCTION DOCUMENTS	ABBE	R. LEWIS	06-19-2026

FSU

Client: Florida State University
Tallahassee, Florida

Job Title: Kellogg Building Remodeling Phase 2, Volume (3 of 3)

Consultant:

Project #: 22470

Phase: 100% Construction Documents

Seal:

ALW

Architects Lewis + Whitlock
206 West Virginia St.
Tallahassee, Florida 32301
850.942.1718
www.think3d.net

Description:
Building Sections

Sheet No.:
A301

1 Lateral Section 1
1/4" = 1'-0"

6/19/2026 5:16:35 PM

THESE DRAWINGS AND RENDERINGS ARE INSTRUMENTS OF SERVICE. THE DRAWINGS AND ASSOCIATED COPIES THEREOF INCLUDING ELECTRONIC FILES PREPARED AND FILES ARE THE PROPERTY OF ALW. THEIR USE, REPRODUCTION OR PUBLICATION FOR ANY PURPOSE EXCEPT BY WRITTEN AGREEMENT WITH ALW IS STRICTLY PROHIBITED. THIS COPYRIGHT NOTIFICATION EACH DRAWING SHEET OR RENDERING ON THIS DOCUMENT AND SHALL NOT BE REMOVED FROM THESE BOARDS

ID:	REVISION:	DRAWN:	REVIEWED:	DATE:

PHASE:	DRAWN:	REVIEWED:	DATE:
SCHEMATIC DESIGN	ABBE	R. LEWIS	04-15-2024
DESIGN DEVELOPMENT	ABBE	R. LEWIS	09-26-2024
50% CONSTRUCTION DOCUMENTS	ABBE	R. LEWIS	03-14-2025
DEMOLITION PACKAGE	ABBE	R. LEWIS	03-19-2026
100% CONSTRUCTION DOCUMENTS	ABBE	R. LEWIS	06-19-2026

FSU

Client: Florida State University
Tallahassee, Florida

Job Title: Kellogg Building Remodeling Phase 2, Volume (3 of 3)

Consultant:

Project #: 22470
Phase: 100% Construction Documents

Seal:

ALW

Architects Lewis + Whitlock
206 West Virginia St.
Tallahassee, Florida 32301
850.942.1718
www.think3d.net

Description:
Building Sections

Sheet No.:
A302

1 Lateral Section 2
1/4" = 1'-0"

6/19/2026 5:16:37 PM

THESE DRAWINGS AND RENDERINGS ARE INSTRUMENTS OF SERVICE. THE DRAWINGS AND ASSOCIATED COPIES THEREOF INCLUDING ELECTRONIC MEDIA AND CADD FILES ARE THE PROPERTY OF ALW. THEIR USE, REPRESENTATION OR REPRODUCTION FOR ANY PURPOSE EXCEPT BY WRITTEN AGREEMENT WITH THE ARCHITECT IS PROHIBITED. THIS COPYRIGHT NOTIFICATION SHALL BE TRUE AS IF DIRECTLY PLACED ON EACH DRAWING. EXHIBIT OR RENDERING ON THIS DOCUMENT AND SHALL NOT BE REMOVED FROM THESE DOCUMENTS

ID:	REVISION:	DRAWN:	REVIEWED:	DATE:

PHASE:	DRAWN:	REVIEWED:	DATE:
SCHEMATIC DESIGN	ABEE	R. LEWIS	04-15-2024
DESIGN DEVELOPMENT	ABEE	R. LEWIS	08-28-2024
50% CONSTRUCTION DOCUMENTS	ABEE	R. LEWIS	01-16-2026
DEMOLITION PACKAGE	ABEE	R. LEWIS	03-10-2026
100% CONSTRUCTION DOCUMENTS	ABEE	R. LEWIS	06-19-2026

FSU

Client: Florida State University
Tallahassee, Florida

Job Title: Kellogg Building Remodeling Phase 2, Volume (3 of 3)

Consultant:

Project #: 22470
Phase: 100% Construction Documents

Seal:

ALW

Architects Lewis + Whitlock
206 West Virginia St.
Tallahassee, Florida 32301
850.942.1718
www.think3d.net

Description:
Building Sections

Sheet No.:
A303

ACCESSORIES SCHEDULE

A1	42" GRAB BAR, 1 1/2" - BOBRICK - B6806 - SATIN STAINLESS STEEL
A2	36" GRAB BAR, 1 1/2" - BOBRICK - B6806 - SATIN STAINLESS STEEL
A3	TOILET TISSUE DISPENSER - OWNER PROVIDED, CONTRACTOR INSTALLED
A4	SOAP DISPENSER - OWNER PROVIDED, CONTRACTOR INSTALLED
A5a	MIRROR - BOBRICK - B164 BACKLIT LED 27" X 39"
A5b	MIRROR - FRAMELESS w/CONCEALED MOUNTING - 20" X 39"
A6	SANITARY NAPKIN RECEPTACLE - BOBRICK - B9254 - SATIN STAINLESS STEEL
A7	INSULATED UNDER SINK PROTECTIONS - MAINLINE ML102EZ LAV GUARD 2, ONE P-TRAP COVER, TWO ANGLE VALVES AND SUPPLY COVERS
A8	SURFACE-MOUNTED PAPER TOWEL DISPENSER - OWNER PROVIDED - CONTRACTOR INSTALLED
A9	SEMI-RECESSED WASTE RECEPTACLE - BOBRICK B-43644, SATIN STAINLESS STEEL FINISH
A9a	LOOSE WASTE RECEPTACLE - BOBRICK B-2400 33-GAL., SATIN STAINLESS STEEL FINISH
A10	CLOTHES HOOK - BOBRICK - B-9541, SATIN FINISH STEEL
A10a	CLOTHES HOOK - BOBRICK - B-9541, SATIN FINISH STEEL
A11	MOP HOLDER - BOBRICK - B-223 X 24 - SATIN FINISH

NOTE: ALL ACCESSORY BASIS OF DESIGN.
CONFIRM WITH FSU FOR OWNER-PROVIDED ITEMS.

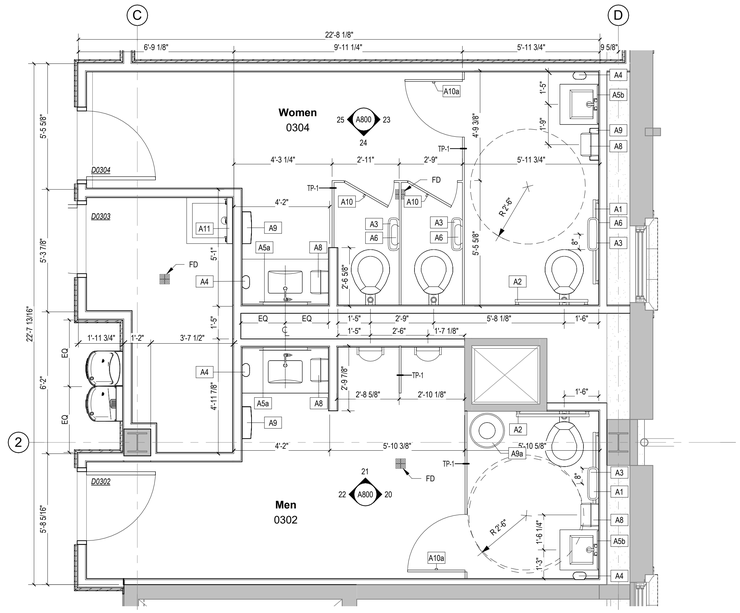

4 Third Floor - Toilet Rooms Alternate 3rd Floor
3/8" = 1'-0"

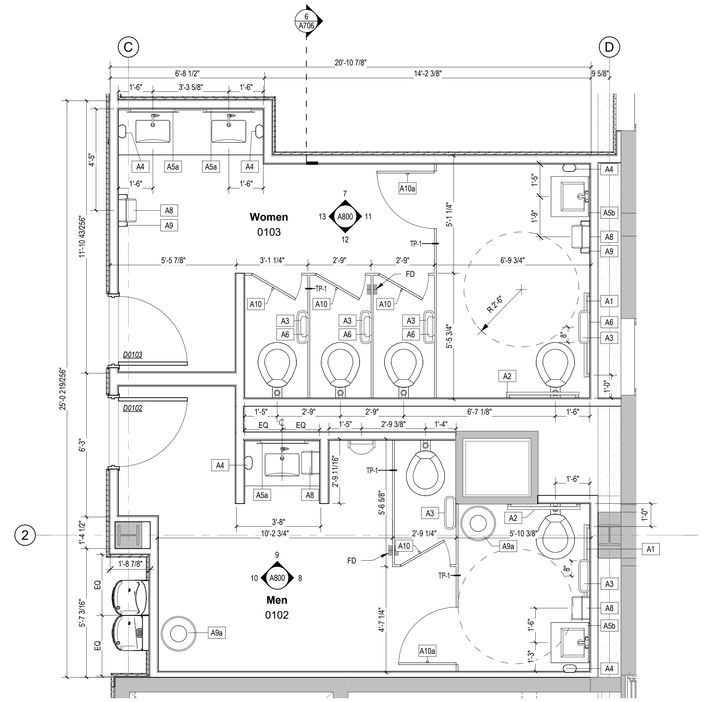

2 First Floor - Toilet Rooms
3/8" = 1'-0"

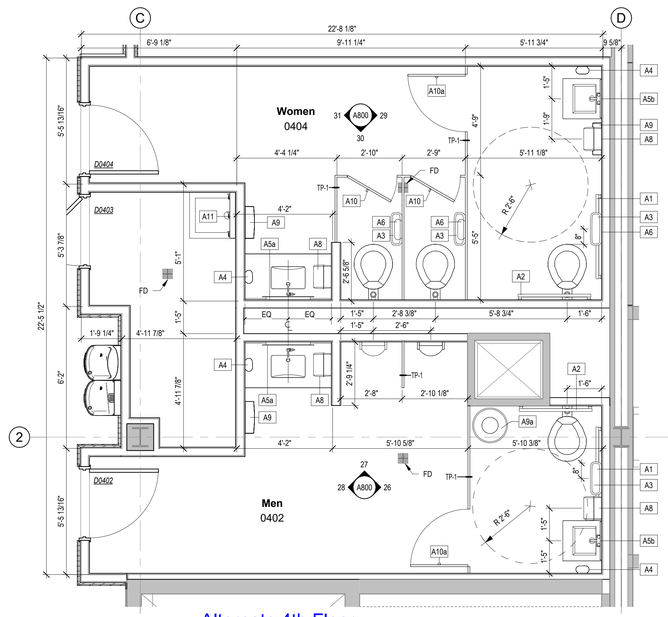

5 Fourth Floor - Toilet Rooms Alternate 4th Floor
3/8" = 1'-0"

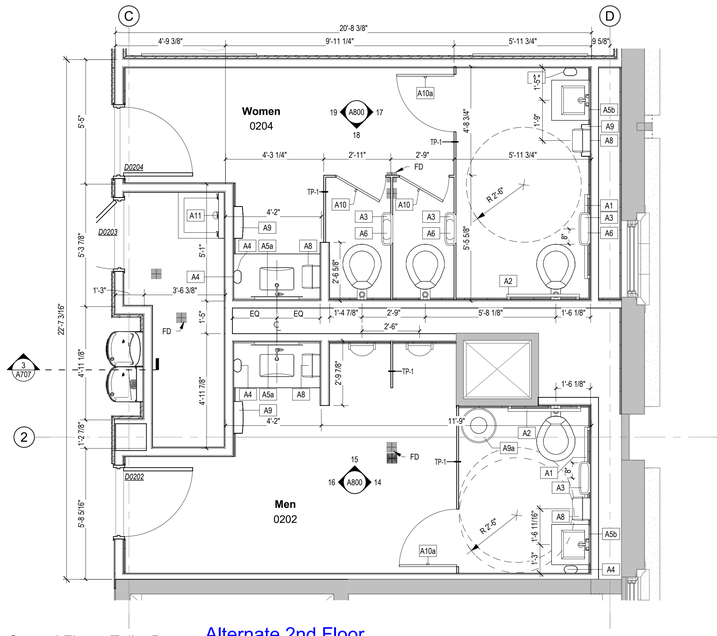

3 Second Floor - Toilet Rooms Alternate 2nd Floor
3/8" = 1'-0"

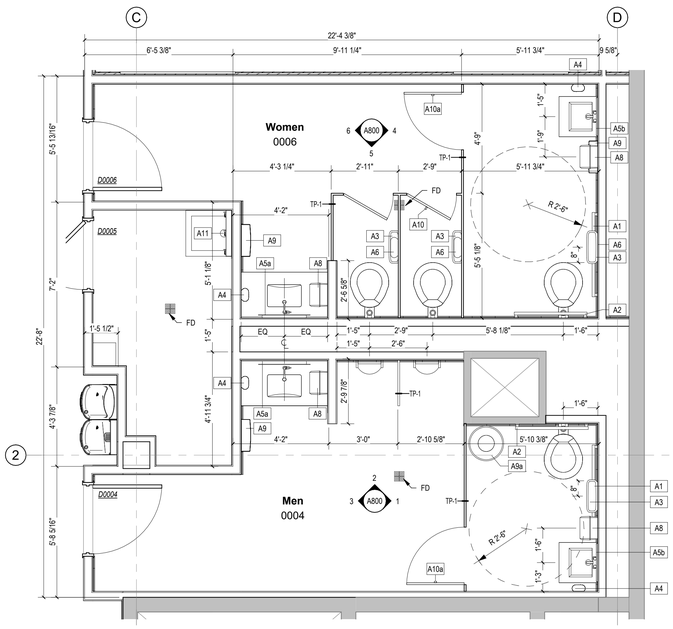

1 Basement - Toilet Rooms Alternate Basement
3/8" = 1'-0"

THESE DRAWINGS AND RENDERINGS ARE INSTRUMENTS OF SERVICE. THE DRAWINGS AND ASSOCIATED COPIES THEREOF INCLUDING ELECTRONIC FILES PREPARED FILES ARE THE PROPERTY OF ALW. THEIR REPRODUCTION, PUBLICATION OR USE FOR ANY PURPOSE EXCEPT BY WRITTEN AGREEMENT WITH ALW IS PROHIBITED. ALL RIGHTS RESERVED. THIS COPYRIGHT NOTIFICATION EACH DRAWING EXHIBIT OR RENDERING ON THIS DOCUMENT AND SHALL NOT BE REMOVED FROM THESE BOARDS

PHASE:	DRAWN:	REVIEWED:	DATE:	ID:	REVISION:	DRAWN:	REVIEWED:	DATE:
SCHEMATIC DESIGN	ABEE	R. LEWIS	04-15-2024					
DESIGN DEVELOPMENT	ABEE	R. LEWIS	05-28-2024					
50% CONSTRUCTION DOCUMENTS	ABEE	R. LEWIS	08-30-2025					
DEMOLITION PACKAGE	ABEE	R. LEWIS	03-10-2026					
100% CONSTRUCTION DOCUMENTS	ABEE	R. LEWIS	06-19-2026					

FSU

Client: Florida State University
Tallahassee, Florida

Consultant:

Job Title: Kellogg Building Remodeling
Phase 2, Volume (3 of 3)

Project #: 22470

Phase: 100% Construction Documents

Seal:

ALW

Architects Lewis + Whitlock
206 West Virginia St.
Tallahassee, Florida 32301
850.942.1718
www.think3d.net

Description:
Enlarged Toilet Room Plans

Sheet No.:
A500

6/19/2026 5:16:41 PM

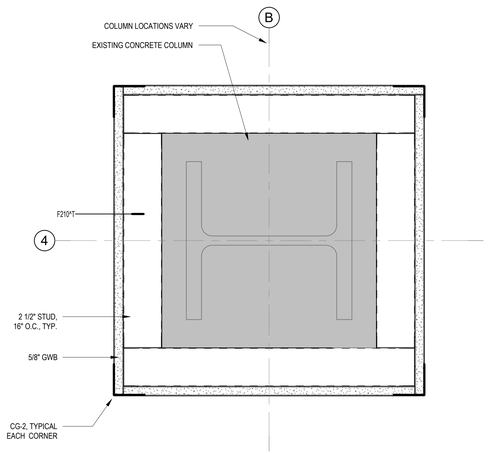

10 Typical 2-1/2" Stud Furring at Concrete Column
3" = 1'-0"

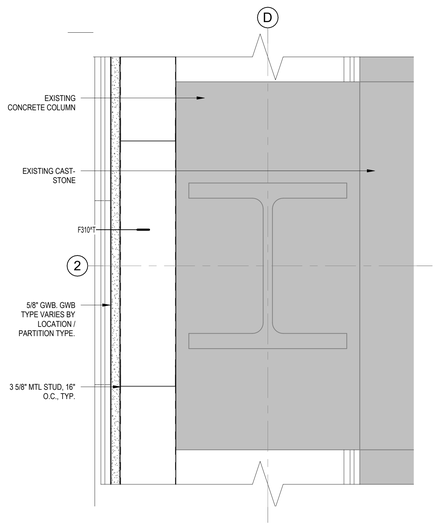

9 Typical 3-5/8" Stud Furring Detail @ Concrete Column
3" = 1'-0"

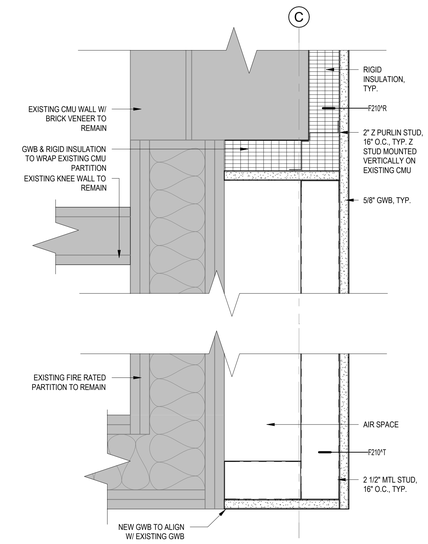

8 Furring Detail 2 at North Stair - Third Floor
3" = 1'-0"

Alternate 3rd Floor

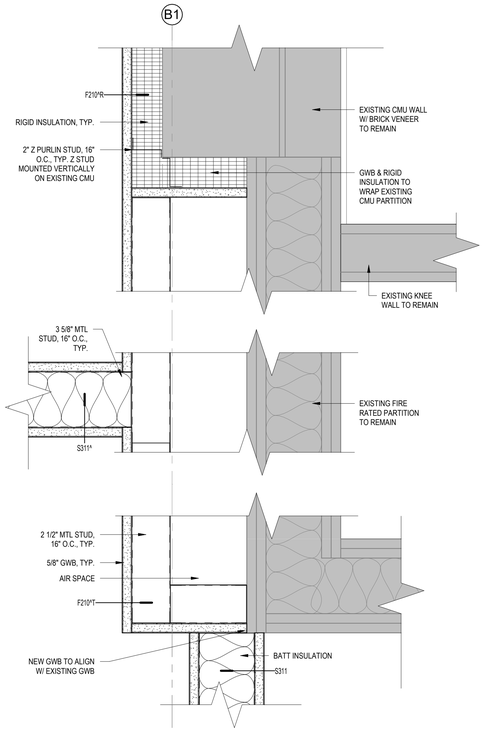

7 Furring Detail 1 at North Stair - Third Floor
3" = 1'-0"

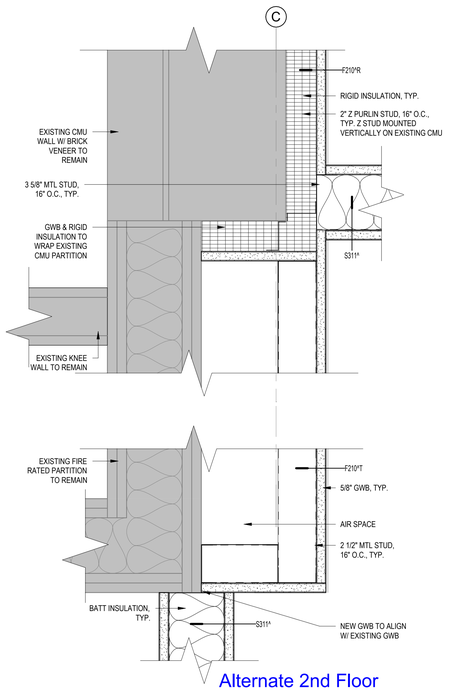

Alternate 2nd Floor

6 Furring Detail 2 at North Stair - Second Floor
3" = 1'-0"

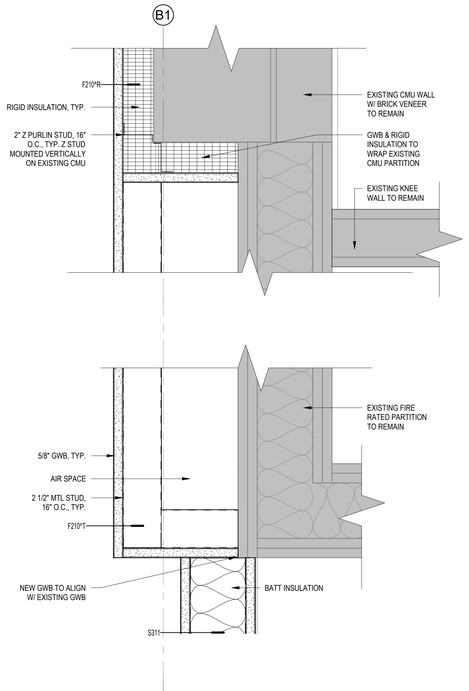

Alternate 2nd Floor

5 Furring Detail 1 at North Stair - Second Floor
3" = 1'-0"

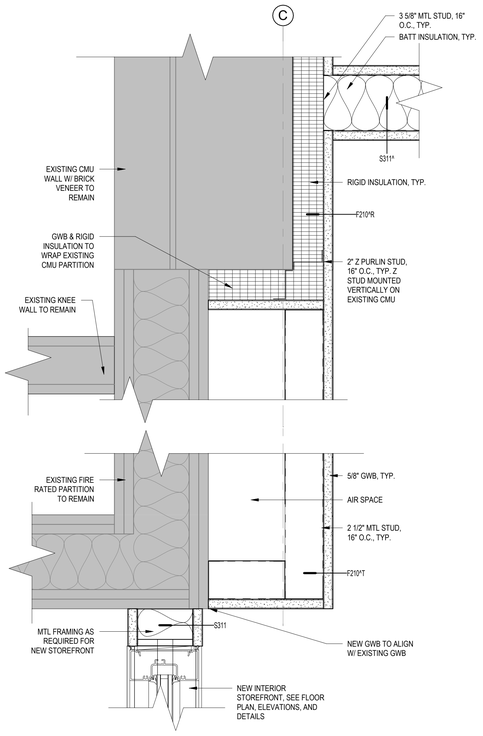

4 Furring Detail 2 at North Stair - First Floor
3" = 1'-0"

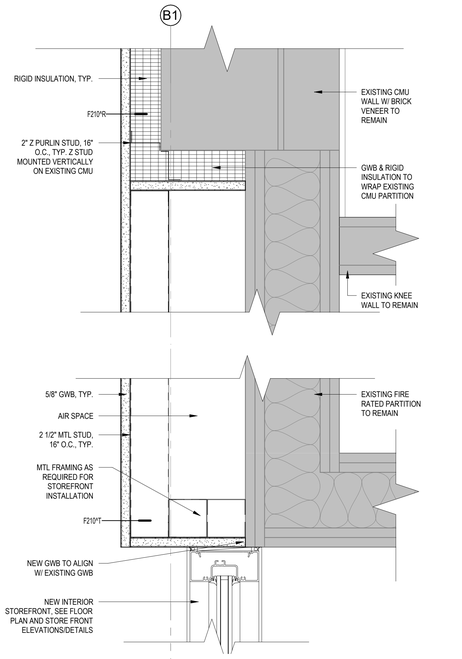

3 Furring Detail 1 at North Stair - First Floor
3" = 1'-0"

Alternate Basement

2 Furring Detail 2 at North Stair - Basement
3" = 1'-0"

Alternate Basement

1 Furring Detail 1 at North Stair - Basement
3" = 1'-0"

THESE DRAWINGS AND RENDERINGS ARE INSTRUMENTS OF SERVICE. THE DRAWINGS AND ASSOCIATED COPIES THEREOF INCLUDING ELECTRONIC FILES PREPARED OR FILES ARE THE PROPERTY OF ALW. THEIR USE, REPRODUCTION, ALTERATION OR PUBLICATION FOR ANY PURPOSE EXCEPT BY WRITTEN AGREEMENT WITH ALW IS EXPRESSLY PROHIBITED. THIS COPYRIGHT NOTIFICATION EACH DRAWING EXHIBIT OR RENDERING ON THIS DOCUMENT AND SHALL NOT BE REMOVED FROM THESE BOARDS

PHASE:	DRAWN:	REVIEWED:	DATE:
SCHEMATIC DESIGN	ABEE	R. LEWIS	04-15-2024
DESIGN DEVELOPMENT	ABEE	R. LEWIS	06-26-2024
50% CONSTRUCTION DOCUMENTS	ABEE	R. LEWIS	09-13-2025
DEMOLITION PACKAGE	ABEE	R. LEWIS	03-10-2026
100% CONSTRUCTION DOCUMENTS	ABEE	R. LEWIS	06-19-2026

ID:	REVISION:	DRAWN:	REVIEWED:	DATE:
1	Addendum 01	EE, AB, AK	R. LEWIS	08-06-2026

FSU

Client: Florida State University
Tallahassee, Florida

Consultant:

Job Title: Kellogg Building Remodeling
Phase 2, Volume (3 of 3)

Project #: 22470
Phase: 100% Construction Documents

Seal:

ALW

Architects Lewis + Whitlock
206 West Virginia St.
Tallahassee, Florida 32301
850.942.1718
www.think3d.net

Description:
Plan Details

Sheet No.:
A503

8/6/2026 9:13:41 AM

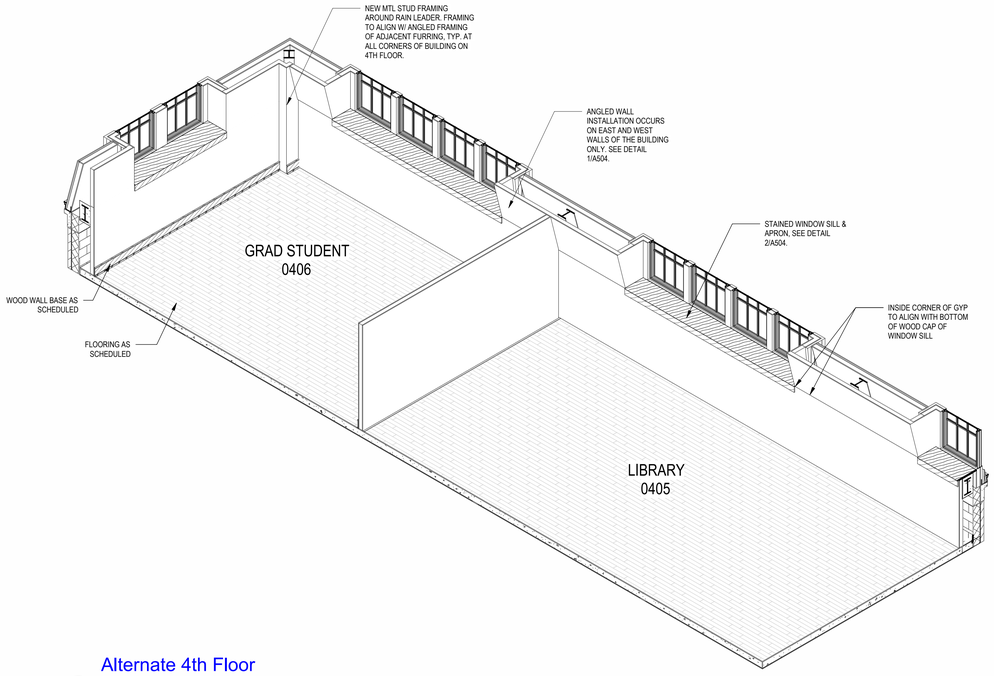

Alternate 4th Floor

7 Axonometric @ 4th Floor

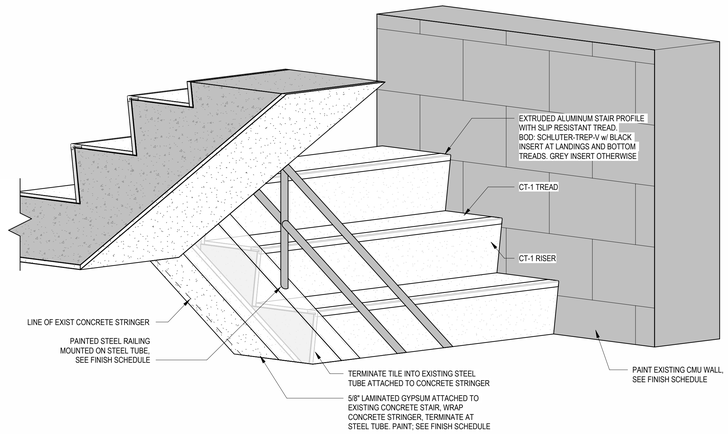

6 Stair 1 Finishes Axon
1 1/2" = 1'-0"

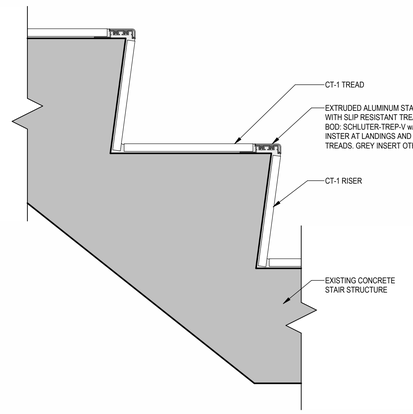

5 Typical Stair Tread
3" = 1'-0"

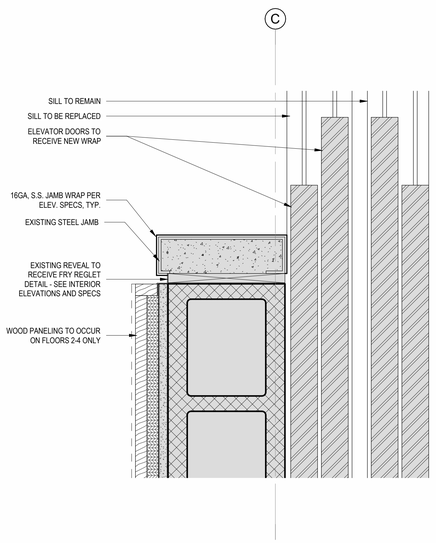

4 Elevator Door Jamb Detail
3" = 1'-0"

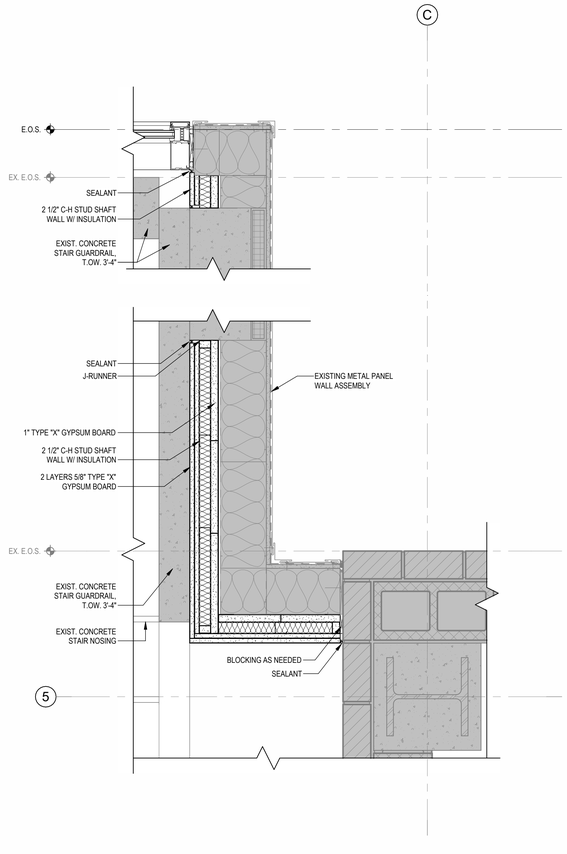

3 Typical Shaft Wall at Existing Stair 2 (Second Floor Shown)
1 1/2" = 1'-0"

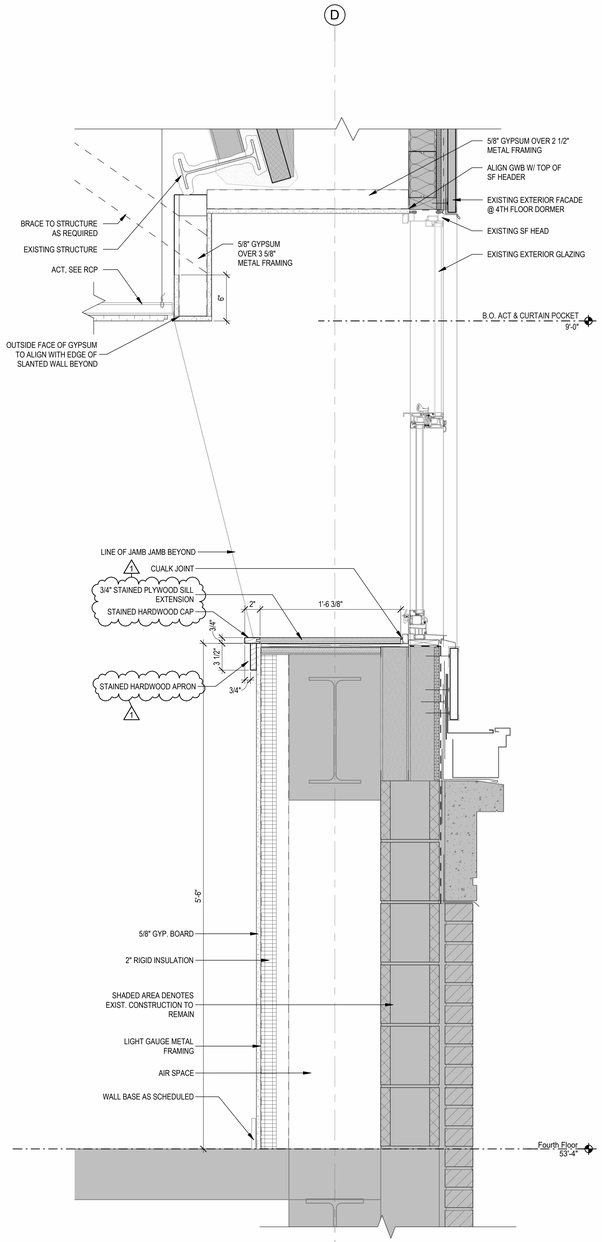

Alternate 4th Floor

2 Typical Wall Section @ 4th Floor Exterior Window
1 1/2" = 1'-0"

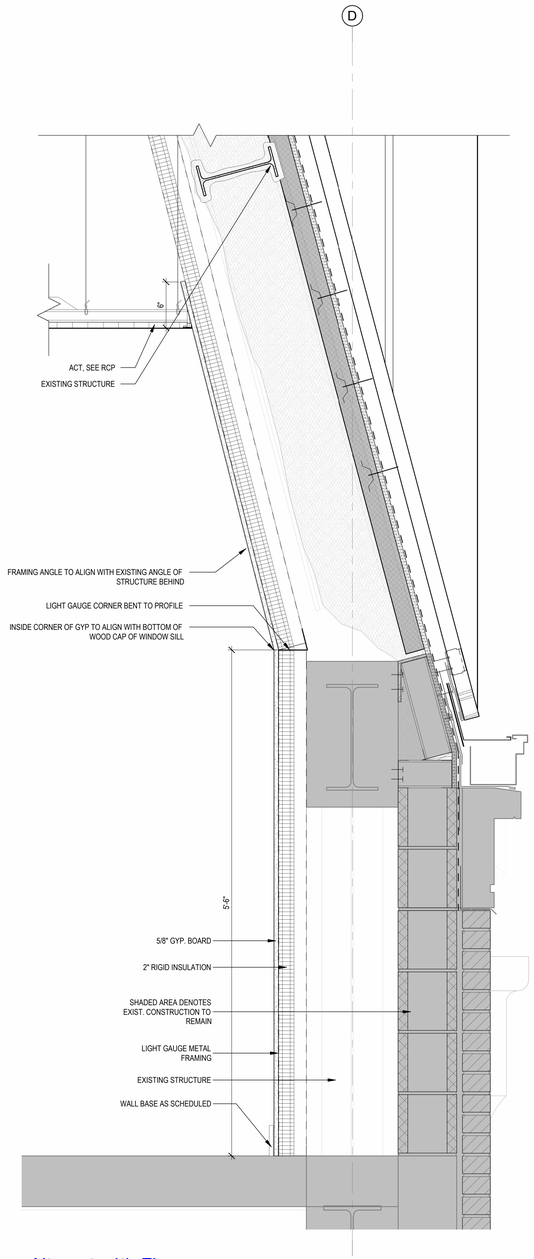

Alternate 4th Floor

1 Typical Wall Section @ 4th Floor
1 1/2" = 1'-0"

THESE DRAWINGS AND RENDERINGS ARE INSTRUMENTS OF SERVICE. THE DRAWINGS AND ASSOCIATED COPIES THEREOF INCLUDING ELECTRONIC MEDIA RENDERED FILES ARE THE PROPERTY OF ALW. THEIR USE AND REPRODUCTION ARE RESTRICTED FOR ANY PURPOSE EXCEPT BY WRITTEN AGREEMENT WITH ALW. ALL RIGHTS ARE PROTECTED. THIS COPYRIGHT NOTIFICATION SHALL REMAIN ON ALL REPRODUCTIONS OF EACH DRAWING EXCEPT ON CONSTRUCTION DRAWINGS. ANY REPRODUCTION OR RENDERING OF THIS DOCUMENT AND SHALL NOT BE REMOVED FROM THESE DRAWINGS

ID:	REVISION:	DATE:	DRAWN:	REVIEWED:
1	Addendum 01	08-06-2026	EE, AB, AK	R. LEWIS

PHASE:	DRAWN:	REVIEWED:	DATE:
SCHEMATIC DESIGN	ABEE	R. LEWIS	04-15-2024
DESIGN DEVELOPMENT	ABEE	R. LEWIS	09-26-2024
50% CONSTRUCTION DOCUMENTS	ABEE	R. LEWIS	03-14-2025
DEMOLITION PACKAGE	ABEE	R. LEWIS	03-10-2026
100% CONSTRUCTION DOCUMENTS	ABEE	R. LEWIS	06-19-2026

FSU

Client: Florida State University
Tallahassee, Florida

Job Title: Kellogg Building Remodeling
Phase 2, Volume (3 of 3)

Consultant:

Project #: 22470
Phase: 100% Construction Documents

Seal:

ALW

Architects Lewis + Whitlock
206 West Virginia St.
Tallahassee, Florida 32301
850.942.1718
www.think3d.net

Description: Details

Sheet No.: A504

8/6/2026 9:13:48 AM

DOOR SCHEDULE PHASE 2

Door Num	Room Name	Door Type	Door Size W	Door Size HT	Door Material	Door Finish	Frame Type	Frame Material	Frame Finish	Wood Molding (Alternate Bid)	Hardware	Fire Rating	Sign Type	Notes
Basement Level **Alternate Basement**														
0004	Men	F	3'-0"	7'-0"	WD	ST	01	HM	PT	WT-6, 1 side	19		4A	
0005	J/C	F	3'-0"	7'-0"	WD	ST	01	HM	PT	WT-6, 1 side	15		1B	
0006	Women	F	3'-0"	7'-0"	WD	ST	01	HM	PT	WT-6, 1 side	19		4B	
0007	Teaching Lab	FG	3'-0"	7'-0"	ALUM	ANOD. CHAMP.	SF	ALUM	ANOD. CHAMP.	WT-6, 2 sides	4		5A/B	CARD READER
0008	IT Workroom	FG	3'-0"	7'-0"	ALUM	ANOD. CHAMP.	SF	ALUM	ANOD. CHAMP.	WT-6, 2 sides	5		5A/B	CARD READER
0008A	IT Storage	F	3'-0"	7'-0"	WD	ST	01	HM	PT		16		1B	
0009	Distance Learning Open Office	FG	3'-0"	7'-0"	ALUM	ANOD. CHAMP.	SF	ALUM	ANOD. CHAMP.	WT-6, 2 sides	5		5A/B	CARD READER
First Floor														
0102	Men	F	3'-0"	7'-0"	WD	ST	01	HM	PT	WT-6, 1 side	19		4A	
0103	Women	F	3'-0"	7'-0"	WD	ST	01	HM	PT	WT-6, 1 side	19		4B	
0104	Break Room	FG	3'-0"	7'-0"	ALUM	ANOD. CHAMP.	SF	ALUM	ANOD. CHAMP.	WT-6, 2 sides	4		5A/B	CARD READER
0105A	SS/Admin. Suite	FG	3'-0"	7'-0"	ALUM	ANOD. CHAMP.	SF	ALUM	ANOD. CHAMP.	WT-6, 2 sides	5		5A/B	CARD READER
0105B	SS/Admin.	FG	3'-0"	7'-0"	WD	ST	02	HM	PT	WT-6, 2 sides	18		1A	
0105C	SS/Admin.	FG	3'-0"	7'-0"	WD	ST	02	HM	PT	WT-6, 2 sides	18		1A	
0105D	SS/Admin.	FG	3'-0"	7'-0"	WD	ST	01	HM	PT	WT-6, 2 sides	18		1A	
0105E	Storage	F	3'-0"	7'-0"	WD	ST	01	HM	PT	WT-6, 1 side	15		1B	
0105F	SS/Admin.	FG	3'-0"	7'-0"	WD	ST	03	HM	PT	WT-6, 2 sides	18		1A	
0105G	SS/Admin.	FG	3'-0"	7'-0"	WD	ST	02	HM	PT	WT-6, 2 sides	18		1A	
0106	Classroom	FG	3'-0"	7'-0"	ALUM	ANOD. CHAMP.	SF	ALUM	ANOD. CHAMP.	WT-6, 2 sides	4		5A/B	CARD READER
0107A	Advising	FG	3'-0"	7'-0"	ALUM	ANOD. CHAMP.	SF	ALUM	ANOD. CHAMP.	WT-6, 2 sides	18		1A	
0107B	Advising	FG	3'-0"	7'-0"	ALUM	ANOD. CHAMP.	SF	ALUM	ANOD. CHAMP.	WT-6, 2 sides	18		1A	
0107C	Advising	FG	3'-0"	7'-0"	ALUM	ANOD. CHAMP.	SF	ALUM	ANOD. CHAMP.	WT-6, 2 sides	18		1A	
0107D	Advising	FG	3'-0"	7'-0"	ALUM	ANOD. CHAMP.	SF	ALUM	ANOD. CHAMP.	WT-6, 2 sides	18		1A	
0109A	Transformative Teaching Lab	FG	3'-0"	7'-0"	ALUM	ANOD. CHAMP.	SF	ALUM	ANOD. CHAMP.	WT-6, 1 side	7	60 MIN	5A/B & 2	CARD READER
0109B	Transf. Teaching	FG	6'-0"	7'-0"	ALUM	ANOD. CHAMP.	SF	ALUM	ANOD. CHAMP.	WT-6, 1 side	1	60 MIN	-	CARD READER, ADO
0109C	Transformative Teaching Lab	FG	3'-0"	7'-0"	ALUM	ANOD. CHAMP.	SF	ALUM	ANOD. CHAMP.	WT-6, 1 side	7	60 MIN	-	CARD READER
0109D	T/C	F	3'-0"	7'-0"	WD	ST	01	HM	PT	WT-6, 1 side	15		1B	
0109E	Storage	F	5'-0"	7'-0"	WD	ST	01	HM	PT	WT-6, 1 side	12.1		1B	
0109F	Storage	F	5'-0"	7'-0"	WD	ST	01	HM	PT	WT-6, 1 side	12.1		1B	
Second Floor **Alternate 2nd Floor**														
0202	Men	F	3'-0"	7'-0"	WD	ST	01	HM	PT	WT-6, 1 side	19		4A	
0203	J/C	F	3'-0"	7'-0"	WD	ST	01	HM	PT	WT-6, 1 side	15		5A	
0204	Women	F	3'-0"	7'-0"	WD	ST	01	HM	PT	WT-6, 1 side	19		4B	
0205	Classroom	FG	3'-0"	7'-0"	ALUM	ANOD. CHAMP.	SF	ALUM	ANOD. CHAMP.	WT-6, 2 sides	4		5A/B	CARD READER
0206A	Dist. Learning Ste.	FG	3'-0"	7'-0"	ALUM	ANOD. CHAMP.	SF	ALUM	ANOD. CHAMP.	WT-6, 2 sides	5		5A/B	CARD READER
0206B	Office	FG	3'-0"	7'-0"	WD	ST	02	HM	PT	WT-6, 2 sides	18		1A	
0206C	Office	FG	3'-0"	7'-0"	WD	ST	02	HM	PT	WT-6, 2 sides	18		1A	
0207	Dist. Learning Ste.	FG	3'-0"	7'-0"	ALUM	ANOD. CHAMP.	SF	ALUM	ANOD. CHAMP.	WT-6, 2 sides	5		5A/B	CARD READER
0207B	Office	FG	3'-0"	7'-0"	WD	ST	02	HM	PT	WT-6, 2 sides	18		1A	
0207C	Office	FG	3'-0"	7'-0"	WD	ST	02	HM	PT	WT-6, 2 sides	18		1A	
0207D	Break Room	FG	3'-0"	7'-0"	WD	ST	02	HM	PT	WT-6, 2 sides	11		1A	
0207E	Storage	F	3'-0"	7'-0"	WD	ST	01	HM	PT	WT-6, 1 side	15		1B	
0207F	Office	FG	3'-0"	7'-0"	WD	ST	03	HM	PT	WT-6, 2 sides	18		1A	
0207G	Office	FG	3'-0"	7'-0"	WD	ST	02	HM	PT	WT-6, 2 sides	18		1A	
0207H	Office	FG	3'-0"	7'-0"	WD	ST	02	HM	PT	WT-6, 2 sides	18		1A	
0207J	Office	FG	3'-0"	7'-0"	WD	ST	02	HM	PT	WT-6, 2 sides	18		1A	
0207K	Office	FG	3'-0"	7'-0"	WD	ST	02	HM	PT	WT-6, 2 sides	18		1A	
0207L	Office	FG	3'-0"	7'-0"	WD	ST	02	HM	PT	WT-6, 2 sides	18		1A	
0210A	Classroom	FG	6'-0"	7'-0"	ALUM	ANOD. CHAMP.	SF	ALUM	ANOD. CHAMP.	WT-6, 2 sides	6		5A/B	CARD READER
0210B	Co-Working	FG	3'-0"	7'-0"	ALUM	ANOD. CHAMP.	SF	ALUM	ANOD. CHAMP.	WT-6, 2 sides	4		5A	CARD READER
Third Floor **Alternate 3rd Floor**														
0302	Men	F	3'-0"	7'-0"	WD	ST	01	HM	PT	WT-6, 1 side	19		4A	
0303	J/C	F	3'-0"	7'-0"	WD	ST	01	HM	PT	WT-6, 1 side	15		1B	
0304	Women	F	3'-0"	7'-0"	WD	ST	01	HM	PT	WT-6, 1 side	19		4B	
0305	Break Room	FG	3'-0"	7'-0"	ALUM	ANOD. CHAMP.	SF	ALUM	ANOD. CHAMP.	WT-6, 2 sides	5		5A/B	
0306	Conference Room	FG	3'-0"	7'-0"	ALUM	ANOD. CHAMP.	SF	ALUM	ANOD. CHAMP.	WT-6, 2 sides	4		5A/B	CARD READER
0307A	CCPPR Admin. Ste	FG	3'-0"	7'-0"	ALUM	ANOD. CHAMP.	SF	ALUM	ANOD. CHAMP.	WT-6, 2 sides	5		5A/B	CARD READER
0307B	Exec. Director	FG	3'-0"	7'-0"	WD	ST	02	HM	PT	WT-6, 2 sides	18.1		1A	
0307C	Office	FG	3'-0"	7'-0"	WD	ST	02	HM	PT	WT-6, 2 sides	18		1A	
0307D	Office	FG	3'-0"	7'-0"	WD	ST	02	HM	PT	WT-6, 2 sides	18		1A	
0308A	CCPP Research	FG	6'-0"	7'-0"	ALUM	ANOD. CHAMP.	SF	ALUM	ANOD. CHAMP.	WT-6, 2 sides	3		5A/B	CARD READER
0308B	Office	FG	3'-0"	7'-0"	WD	ST	02	HM	PT	WT-6, 2 sides	18		1A	
0308C	Office	FG	3'-0"	7'-0"	WD	ST	02	HM	PT	WT-6, 2 sides	18		1A	
0308D	Office	FG	3'-0"	7'-0"	WD	ST	02	HM	PT	WT-6, 2 sides	18		1A	
0308E	Office	FG	3'-0"	7'-0"	WD	ST	02	HM	PT	WT-6, 2 sides	18		1A	
0308F	Office	FG	3'-0"	7'-0"	WD	ST	02	HM	PT	WT-6, 2 sides	18		1A	
0308G	Office	FG	3'-0"	7'-0"	WD	ST	02	HM	PT	WT-6, 2 sides	18		1A	
0308H	Office	FG	3'-0"	7'-0"	WD	ST	03	HM	PT	WT-6, 2 sides	18		1A	
0308J	Office	FG	3'-0"	7'-0"	WD	ST	03	HM	PT	WT-6, 2 sides	18		1A	
0311A	Teaching Lab	FG	6'-0"	7'-0"	ALUM	ANOD. CHAMP.	SF	ALUM	ANOD. CHAMP.	WT-6, 2 sides	6		5A/B	CARD READER
0311B	Co-Working	FG	3'-0"	7'-0"	ALUM	ANOD. CHAMP.	SF	ALUM	ANOD. CHAMP.	WT-6, 2 sides	4		5A	CARD READER
Fourth Floor **Alternate 4th Floor**														
0402	Men	F	3'-0"	7'-0"	WD	ST	01	HM	PT	WT-6, 1 side	19		4A	
0403	J/C	F	3'-0"	7'-0"	WD	ST	01	HM	PT	WT-6, 1 side	15		1B	
0404	Women	F	3'-0"	7'-0"	WD	ST	01	HM	PT	WT-6, 1 side	19		4B	
0405	Library	FG	3'-0"	7'-0"	ALUM	ANOD. CHAMP.	SF	ALUM	ANOD. CHAMP.	WT-6, 2 sides	5		5A/B	CARD READER
0406	Grad Students	FG	3'-0"	7'-0"	ALUM	ANOD. CHAMP.	SF	ALUM	ANOD. CHAMP.	WT-6, 2 sides	4		5A/B	CARD READER
0407A	CCPP Research	FG	6'-0"	7'-0"	ALUM	ANOD. CHAMP.	SF	ALUM	ANOD. CHAMP.	WT-6, 2 sides	3		5A/B	CARD READER
0407B	Office	FG	3'-0"	7'-0"	WD	ST	02	HM	PT	WT-6, 2 sides	18		1A	
0407C	Office	FG	3'-0"	7'-0"	WD	ST	02	HM	PT	WT-6, 2 sides	18		1A	
0407D	Office	FG	3'-0"	7'-0"	WD	ST	02	HM	PT	WT-6, 2 sides	18		1A	
0407E	Office	FG	3'-0"	7'-0"	WD	ST	02	HM	PT	WT-6, 2 sides	18		1A	
0407F	Office	FG	3'-0"	7'-0"	WD	ST	02	HM	PT	WT-6, 2 sides	18		1A	
0407G	Office	FG	3'-0"	7'-0"	WD	ST	02	HM	PT	WT-6, 2 sides	18		1A	
0407H	Office	FG	3'-0"	7'-0"	WD	ST	01	HM	PT	WT-6, 2 sides	18		1A	
0407J	Office	FG	3'-0"	7'-0"	WD	ST	01	HM	PT	WT-6, 2 sides	18		1A	
0410A	Teaching Lab	FG	6'-0"	7'-0"	ALUM	ANOD. CHAMP.	SF	ALUM	ANOD. CHAMP.	WT-6, 2 sides	6		5A/B	CARD READER
0410B	Co-Working	FG	3'-0"	7'-0"	ALUM	ANOD. CHAMP.	SF	ALUM	ANOD. CHAMP.	WT-6, 2 sides	4		5A	CARD READER

DOOR PANEL TYPE DIAGRAMS

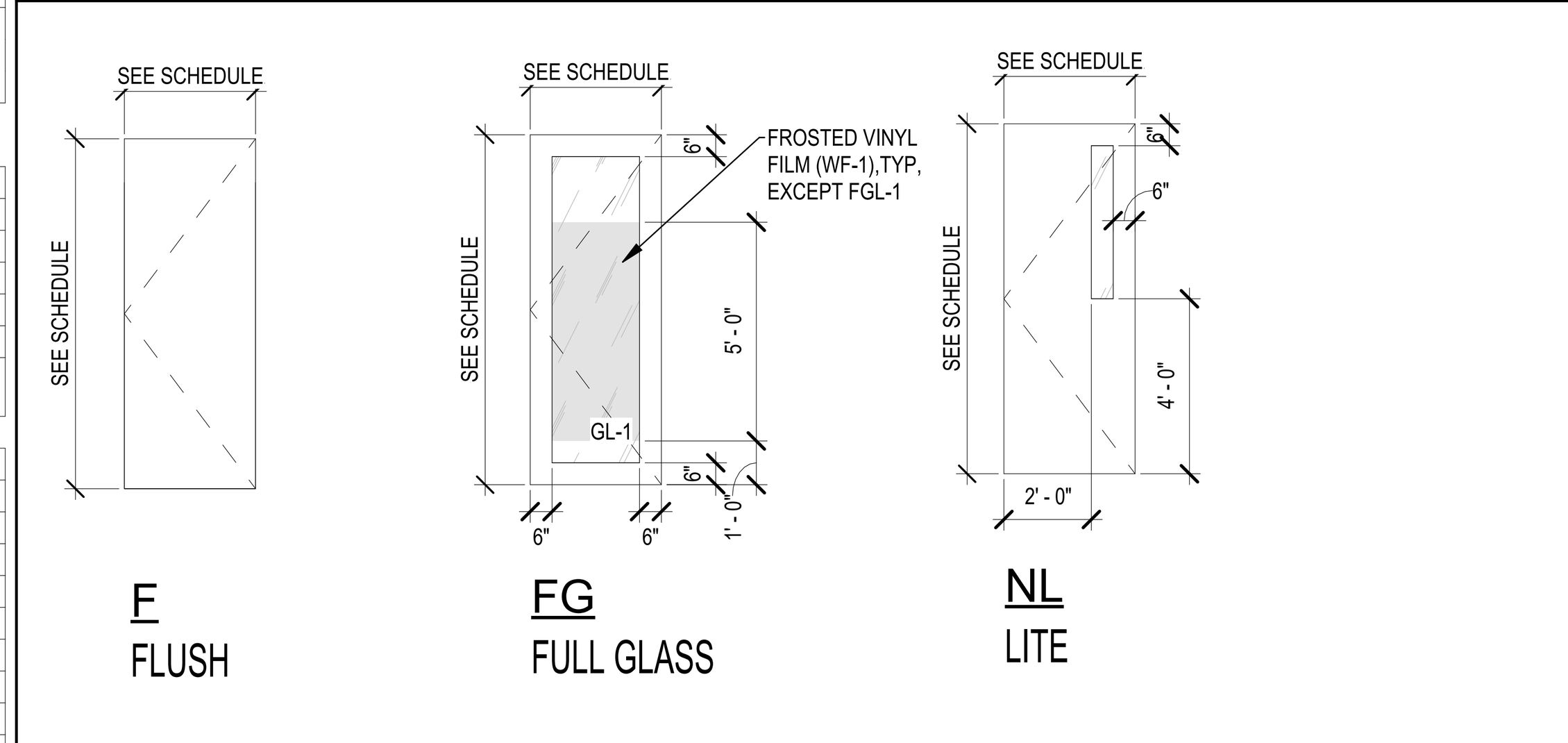

DOOR FRAME TYPE DIAGRAMS

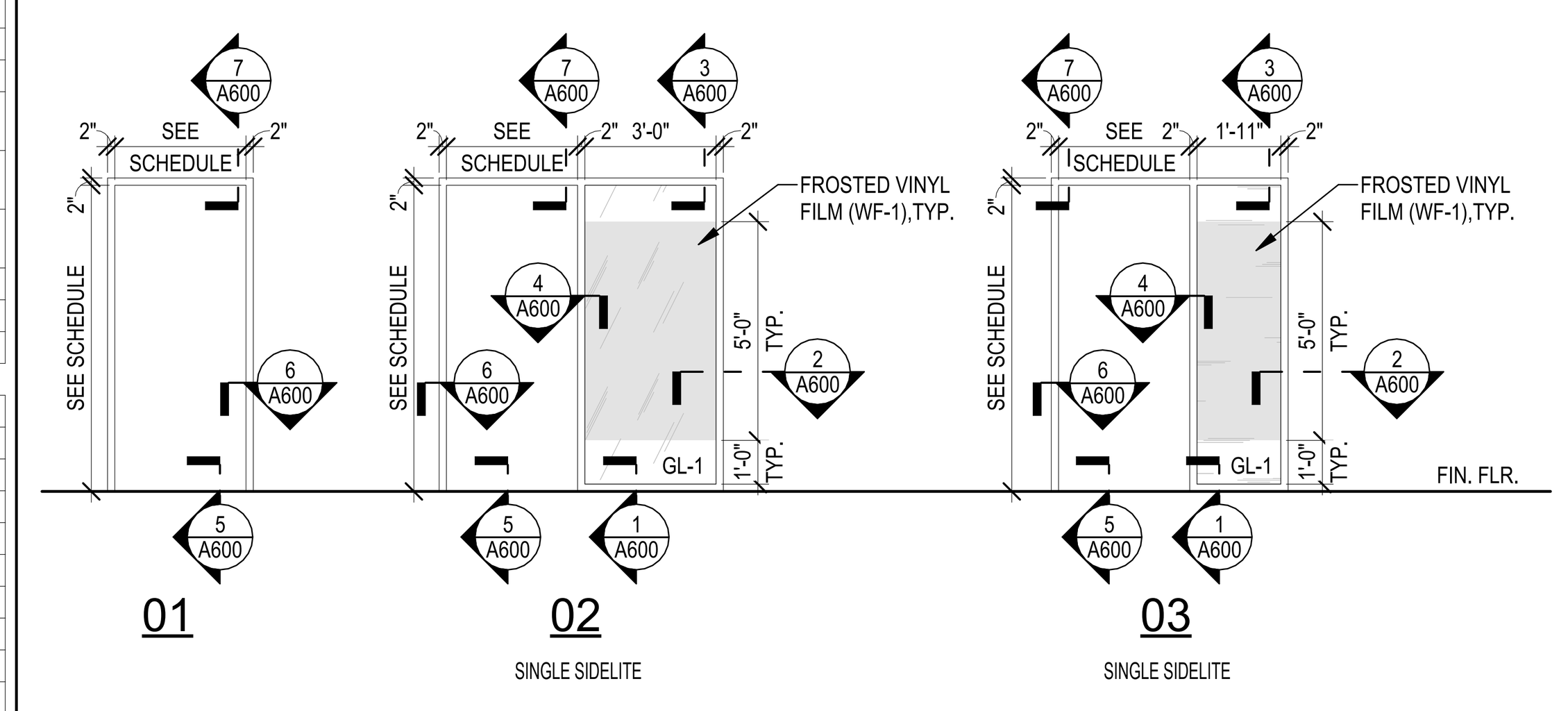

INTERIOR WINDOW ELEVATIONS

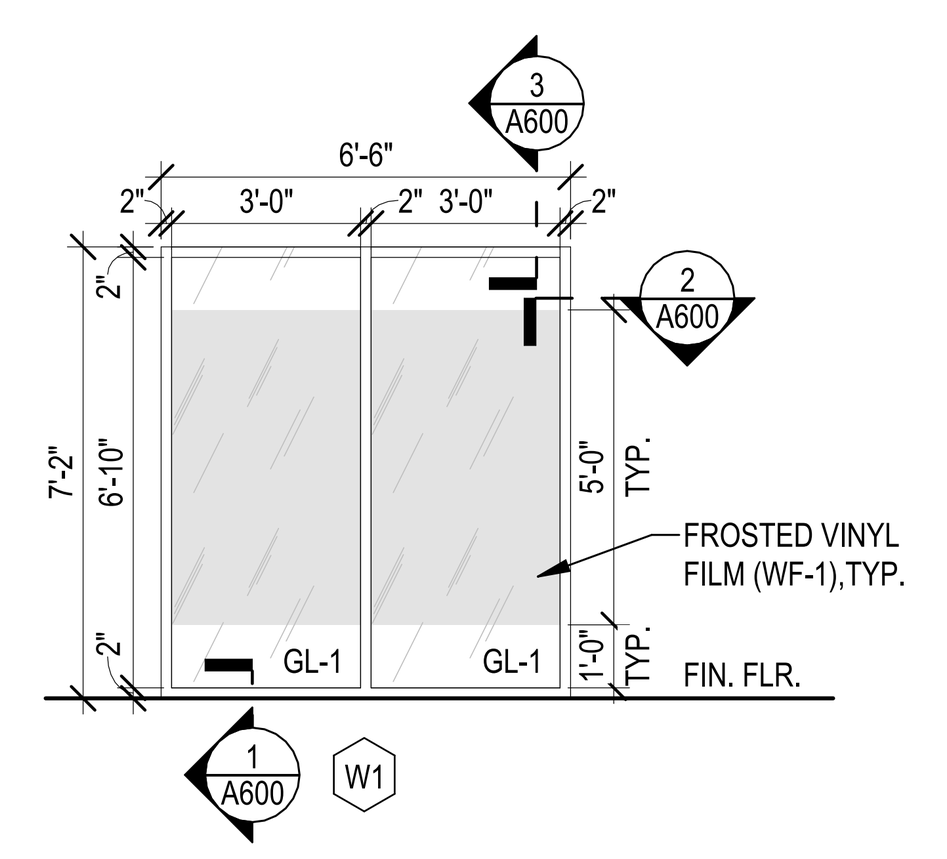

REFER TO SHEET A601 FOR ALL ALUMINUM STOREFRONT ASSEMBLIES

REFER TO SCHEDULE FOR MATERIALS AND FINISHES

Door Signage - Phase 1

Door Num	Room Name	Sign Type	Notes
Basement Level			
0002	Corridor	1B	
0010.1	Mechanical	1B	
0010.2	Mechanical	1B	
0010A	Steam Room	1B	
0010B	Elect.	1B	
0010C	Elect. Vault	1B	
0011	Campus IT	1B	
S0001	Stair 1	3	
S0002	Stair 2	3	
First Floor			
0101	Campus IT	1B	
0108	Elect.	1B	
S0101	Stair 1	3	
S0102A	Stair 2	3	
S0102B	Stair 2	3	
Second Floor			
0201	Campus IT	1B	
0208	Elect.	1B	
0209	Mechanical	1B	
S0201	Stair 1	3	
S0202	Stair 2	3	

Door Signage - Phase 1

Door Num	Room Name	Sign Type	Notes
Third Floor			
0301	Campus IT	1B	
0309	Elect.	1B	
0310	Mechanical	1B	
S0301	Stair 1	3	
S0302	Stair 2	3	
Fourth Floor			
0401	Campus IT	1B	
0408	Elect.	1B	
0409	Mechanical	1B	
S0401	Stair 1	3	
S0402	Stair 2	3	

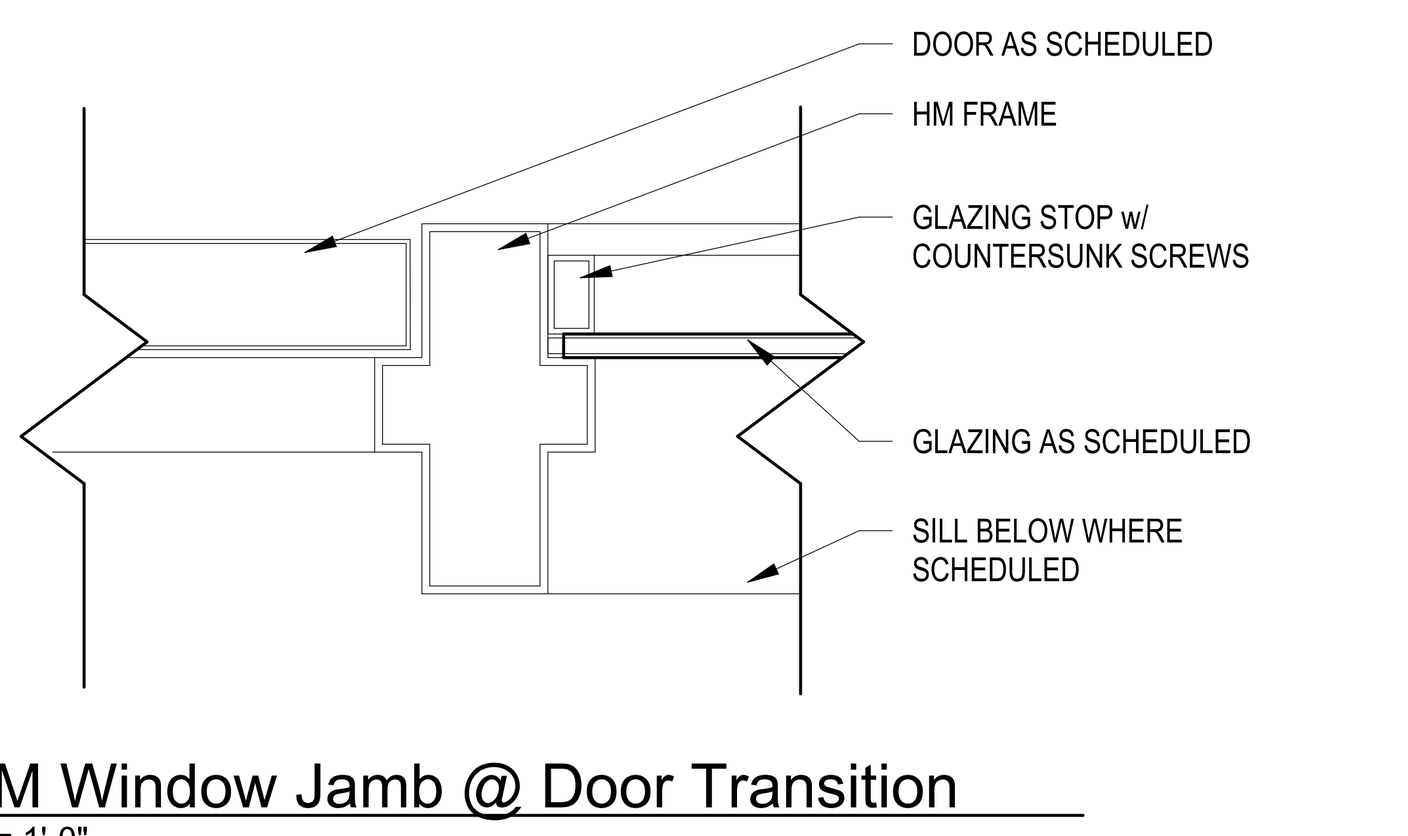

4 HM Window Jamb @ Door Transition
3" = 1'-0"

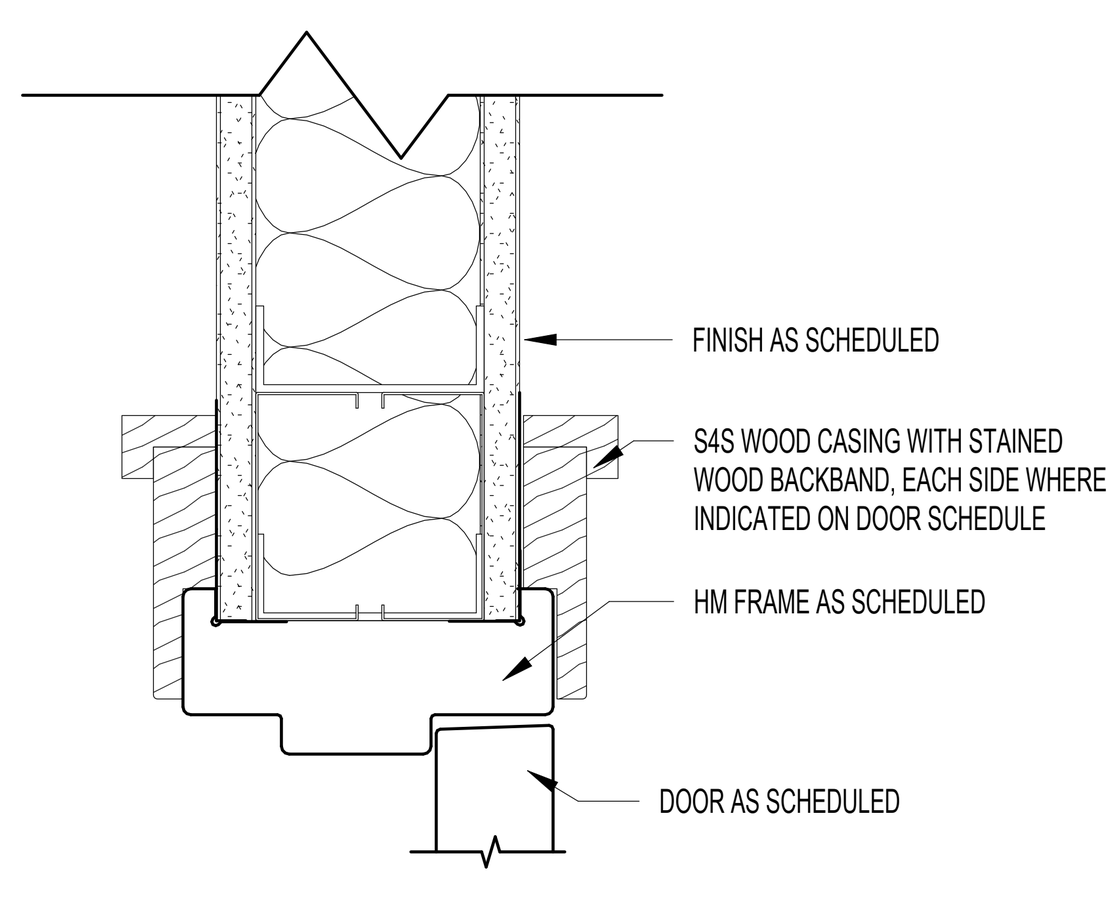

7 HM Door Header @ GWB
3" = 1'-0"

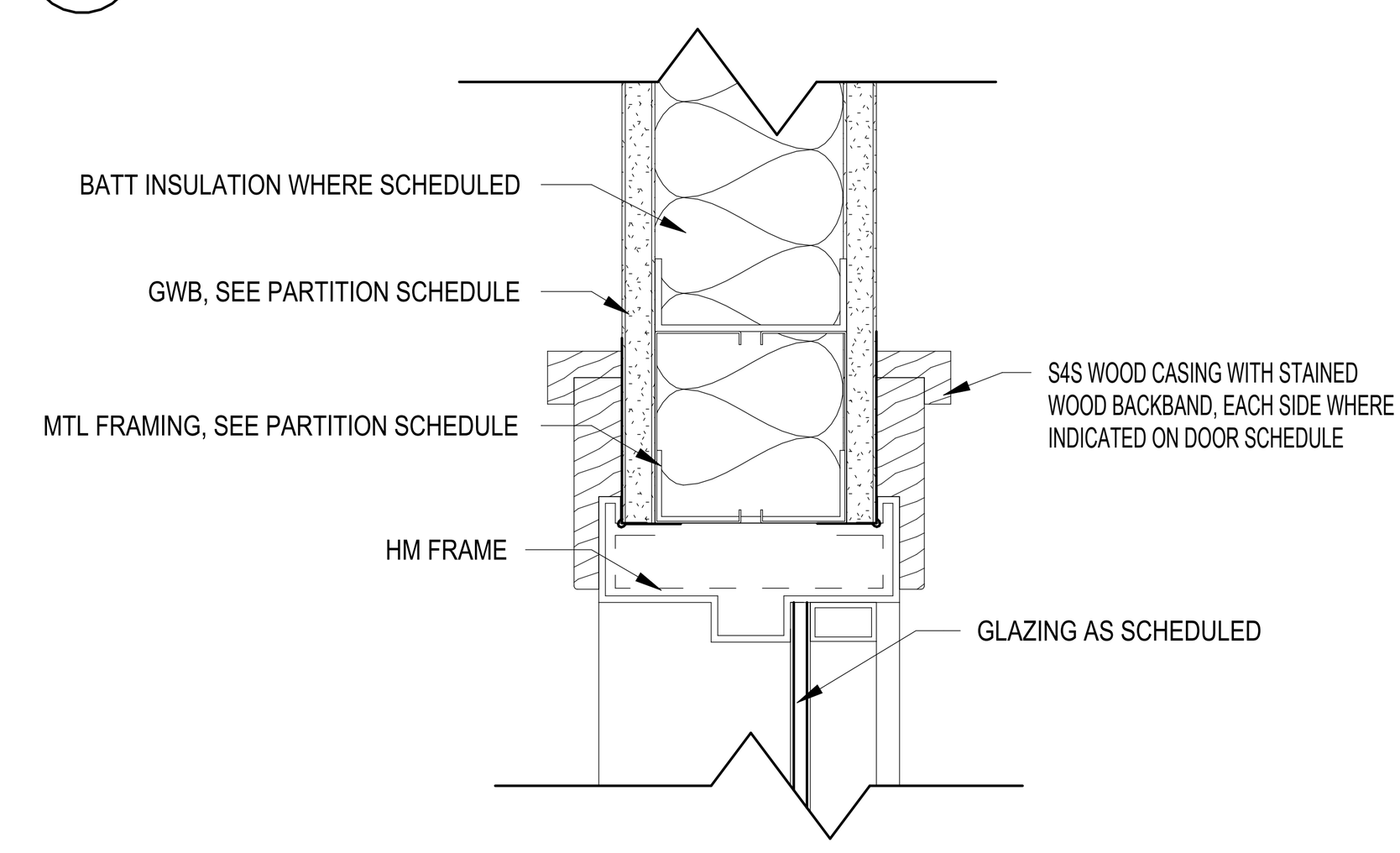

3 HM Window Header @ GWB
3" = 1'-0"

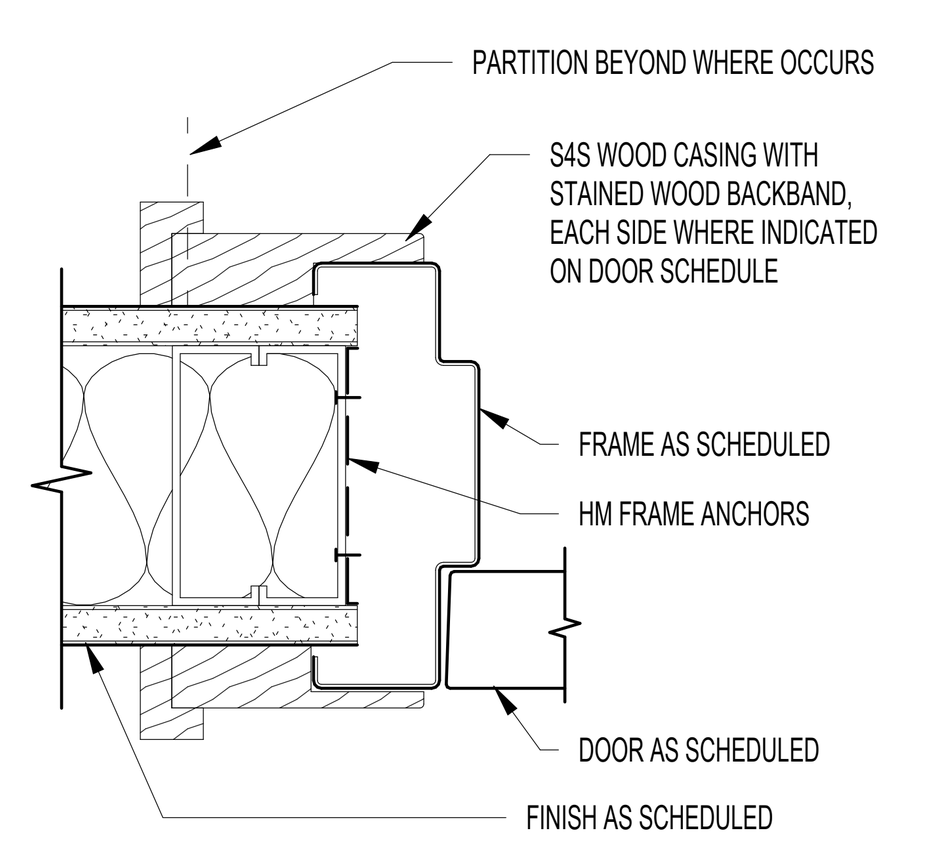

6 HM Door Jamb @ GWB
3" = 1'-0"

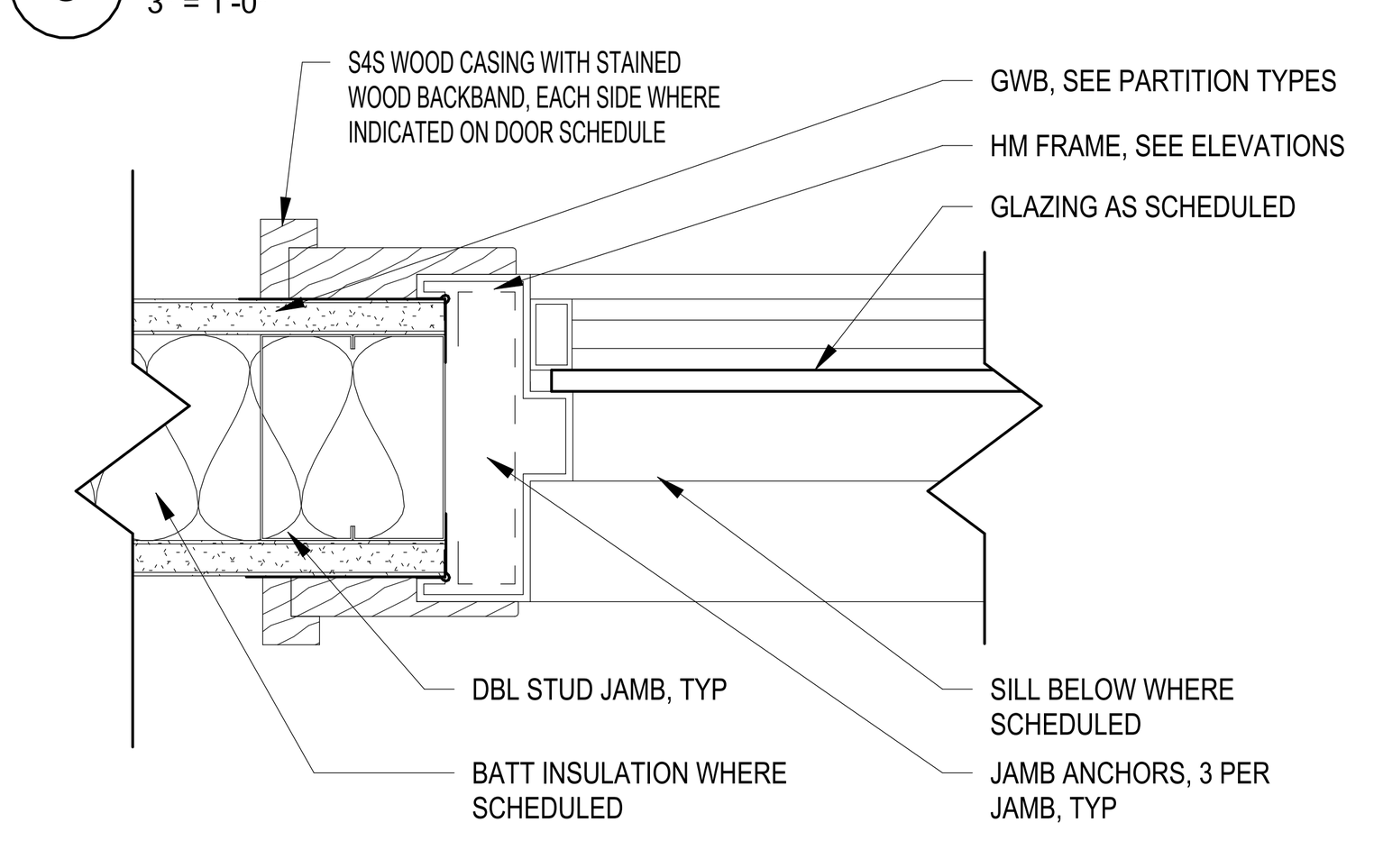

2 HM Window Jamb @ GWB
3" = 1'-0"

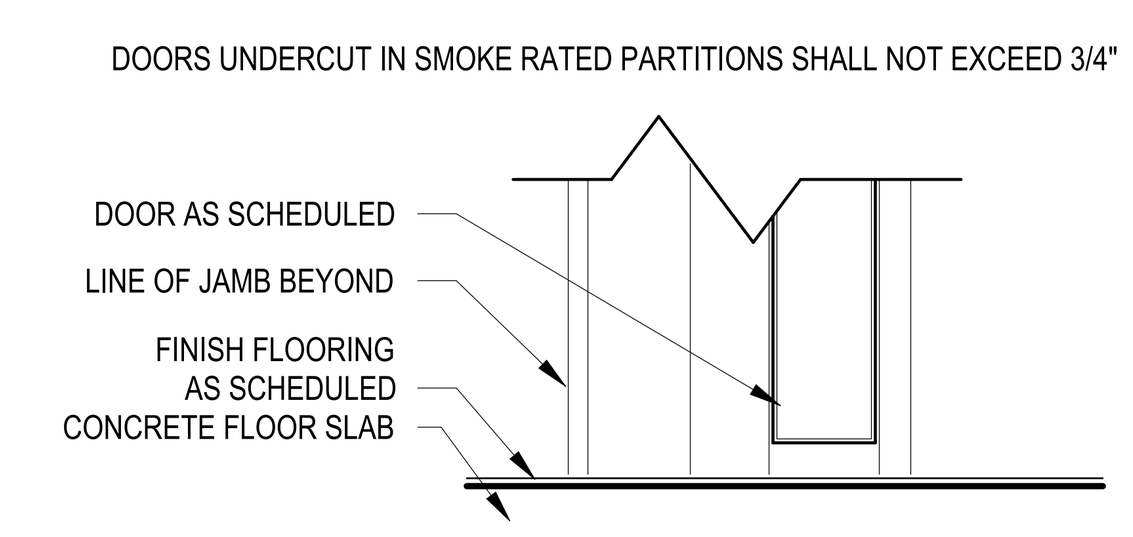

5 HM Door Sill @ GWB
3" = 1'-0"

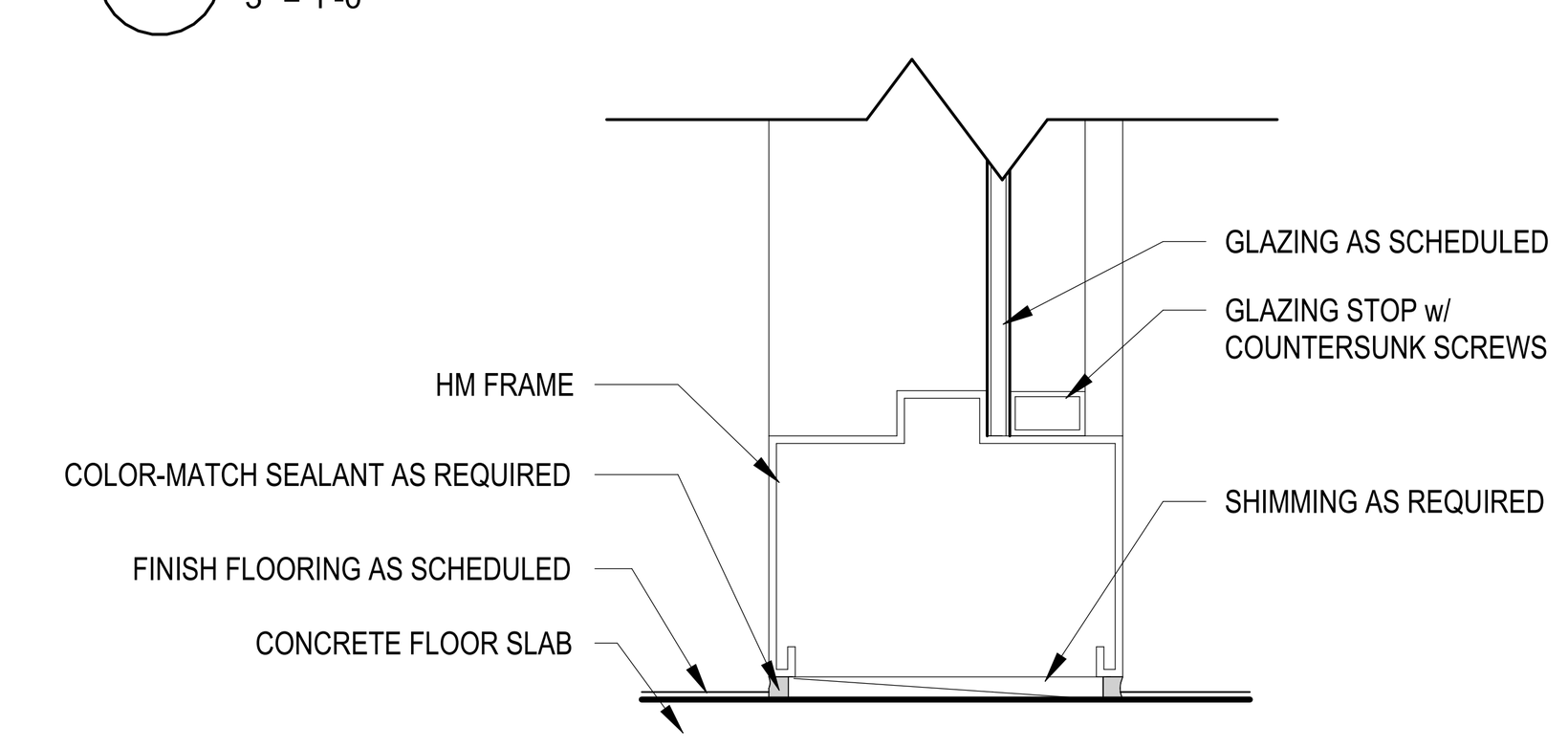

1 HM Window Sill @ Interior Slab
3" = 1'-0"

GENERAL NOTES

1. DOOR AND FRAME ASSEMBLIES SHALL COMPLY WITH REQUIREMENTS INDICATED IN THE DOOR AND FRAME SCHEDULE UNLESS OTHERWISE NOTED
2. THE "DOOR NUMBER" REFERS TO THE DOOR TAG FOR EACH DOOR OPENING AS INDICATED ON THE FLOOR PLANS
3. ALL GLASS INSTALLED IN DOORS AND FRAMES SHALL BE TEMPERED, SAFETY GLAZING
4. THE "DOOR PANEL TYPE" REFERS TO THE DOOR PANEL ASSEMBLY INDICATED BY THE "DOOR PANEL TYPE DIAGRAM"
5. THE "DOOR PANEL TYPE", "DOOR PANEL FINISH" AND "DOOR GLASS TYPES" INDICATE REQUIREMENTS FOR THE DOOR PANEL(S), AS DESCRIBED IN THE CORRESPONDING LEGENDS
6. DOOR THICKNESS SHALL BE 1-3/4" (45MM), U.N.O..
7. THE "DOOR PANEL HEIGHT" INDICATES THE NOMINAL HEIGHT OF DOOR PANEL(S) IN THE ASSEMBLY, SHOWN IN INCHES
8. THE "DOOR FRAME TYPE" REFERS TO THE FRAME ASSEMBLY INDICATED BY THE "DOOR FRAME TYPE DIAGRAM". THE FRAME TYPE DIAGRAM REFERENCES HEAD - JAMB - MULLION - SILL DETAILS RELATED TO THE ASSEMBLY, U.N.O.
9. THE "DOOR FRAME TYPE", "DOOR FRAME FINISH" INDICATE REQUIREMENTS FOR TO THE FRAME ASSEMBLY, AS DESCRIBED IN THE CORRESPONDING LEGENDS.
10. THE "FIRE RATING" INDICATES THE FIRE RATING MINUTES OF THE ASSEMBLY, AS DESCRIBED IN THE CORRESPONDING LEGEND
11. THE "HARDWARE GROUP" INDICATES THE HARDWARE GROUP APPLICABLE TO THE DOOR-FRAME ASSEMBLY
12. DOOR FRAME INSTALLED **6"** FROM FINISH FACE OF WALL TO RABBET, U.N.O.
13. ALL FRAMES ARE TO BE 'WRAP AROUND' STYLE TO FULLY CAPTURE FINISHES, U.N.O. COORDINATION ROUGH OPENING REQUIREMENTS IN FIELD ACCORDINGLY WITH DOOR DETAILS AND NOMINAL DESIGNATIONS
14. NOT USED.

DOOR MATERIAL LEGEND

AL	ALUMINUM
GL	GLASS - GLASS TYPE AS SCHEDULED
HM	HOLLOW METAL DOOR ASSEMBLY
HO	HOLD OPEN DOOR & FRAME ASSEMBLY
SS	STAINLESS STEEL
ST	STEEL
WD	SOLID CORE WOOD
FB	FIBERGLASS

DOOR FRAME MATERIAL LEGEND

PT	PAINT
FA	FACTORY FINISH
AL	ALUMINUM

MATERIAL FINISH LEGEND

HM	HOLLOW METAL ASSEMBLY
WD	WOOD

GLASS TYPE LEGEND

GL-1	1/4" CLEAR SAFETY GLAZING, COMPLYING WITH EITHER CPSC 16 CFR PART 1201 CLASS II OR ANSI Z97.1 CLASS A, FROSTED, WINDOW FILM BANDING WHERE SPECIFIED
GL-2	1" CLEAR SAFETY GLAZING, COMPLYING WITH EITHER CPSC 16 CFR PART 1201 CLASS II OR ANSI Z97.1 CLASS A
GL-3	1" CLEAR SAFETY GLAZING, COMPLYING WITH EITHER CPSC 16 CFR PART 1201 CLASS I OR ANSI Z97.1 CLASS B
FGL-1	1" CLEAR SAFETY GLAZING, COMPLYING WITH EITHER CPSC 16 CFR PART 1201 CLASS II OR ANSI Z97.1 CLASS A - GLAZING AND FRAMES 1-HR FIRE RESISTANCE
SP-1	1" OPAQUE, COATED SPANDREL SAFETY GLAZING, COMPLYING WITH ASTM C1376, COLOR: TBS.

ALL EXTERIOR GLAZING, EXCEPT FGL-1, BASIS OF DESIGN: PPG SOLARBAN 90, SHGC: .23 U-VALUE: ARGON .29
SEE 088000 SPECIFICATION FOR MORE INFORMATION ON GLAZING CONSTRUCTION

FIRE RATING LEGEND

--	NO RATING
20	20 MIN RATED DOOR, GLASS AND FRAME ASSEMBLY AS SCHEDULED
45	45 MIN RATED GLASS AND FRAME ASSEMBLY AS SCHEDULED NOTE THAT DOOR IN THIS ASSEMBLY SHALL BE 20 MIN RATED UON
60	60 MIN RATED DOOR, GLASS AND FRAME ASSEMBLY AS SCHEDULED
90	90 MIN RATED DOOR, GLASS AND FRAME ASSEMBLY AS SCHEDULED
180	180 MIN RATED DOOR AND FRAME ASSEMBLY AS SCHEDULED

SIGNAGE NOTES

A. ACCESSIBILITY COMPLIANCE: SIGNS ARE REQUIRED TO COMPLY WITH ADA STANDARDS AND ICC A117.1, UNLESS OTHERWISE INDICATED; IN THE EVENT OF CONFLICTING REQUIREMENTS, COMPLY WITH THE MOST COMPREHENSIVE AND SPECIFIC REQUIREMENTS.
B. ROOM AND DOOR SIGNS: PROVIDE A SIGN FOR EVERY DOORWAY, WHETHER IT HAS A DOOR OR NOT, NOT INCLUDING CORRIDORS, LOBBIES, AND SIMILAR OPEN AREAS.

1. SIGN TYPE: FLAT SIGNS WITH ENGRAVED PANEL MEDIA AS SPECIFIED.
2. PROVIDE "TACTILE" SIGNAGE, WITH LETTERS RAISED MINIMUM 1/32IN AND GRADE II BRAILLE.
3. CHARACTER HEIGHT: 1INCH
4. SIGN HEIGHT: SEE DRAWINGS FOR DIMENSIONS.
5. POSITION: OPPOSITE HINGE SIDE.

BASIS OF DESIGN: BESTSIGNS

TYPICAL SIGNAGE - *CUSTOM DESIGN TO MATCH ADJACENT BUILDING (EPPES HALL)*

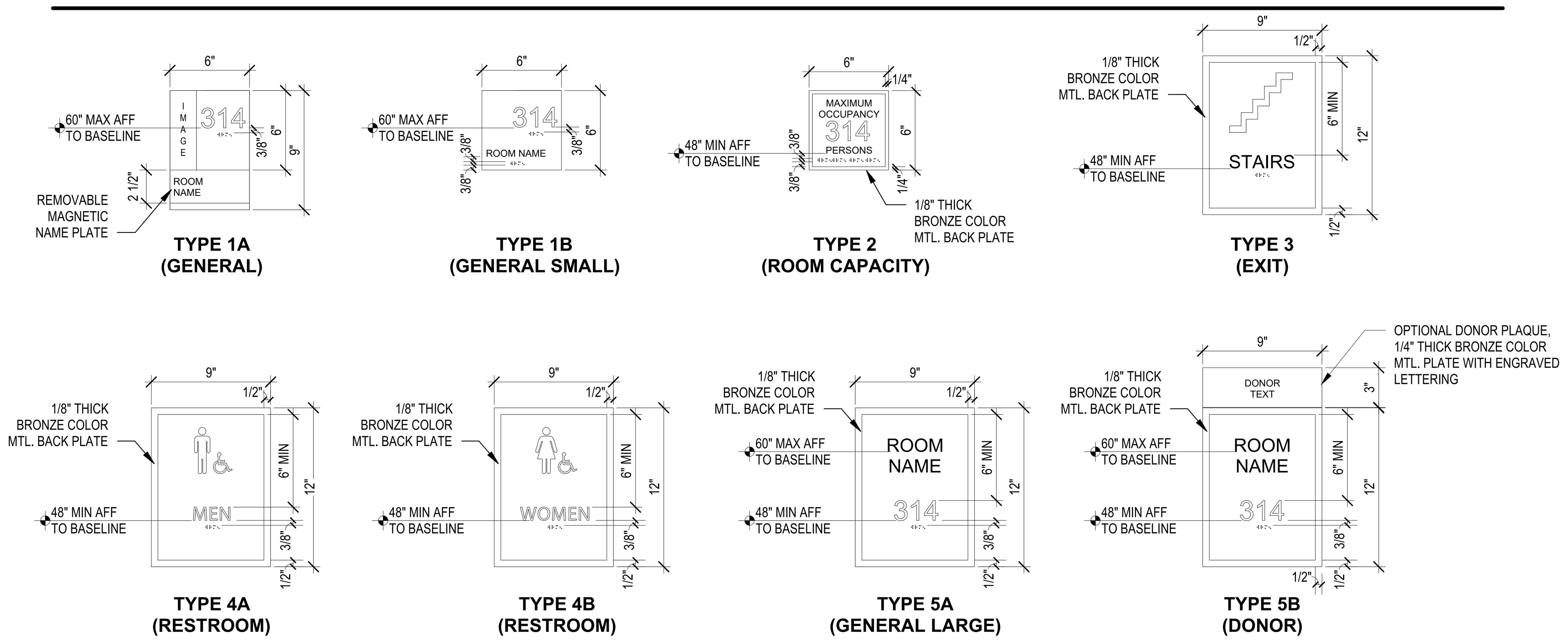

GENERAL SIGNAGE NOTES:
1. ALL LETTERING, PICTOGRAMS, & BRAILLE TO BE RAISED IN COMPLIANCE WITH ADA REQUIREMENTS.
2. PROVIDE MATCHING BACK PLATE AT GLAZING MOUNTED SIGNS.
3. COLORING TO MATCH ADJACENT BUILDING (EPPES HALL)

TYPICAL SIGNAGE PLACEMENT

PROVIDE NEW PANEL SIGN AT ALL DOORS

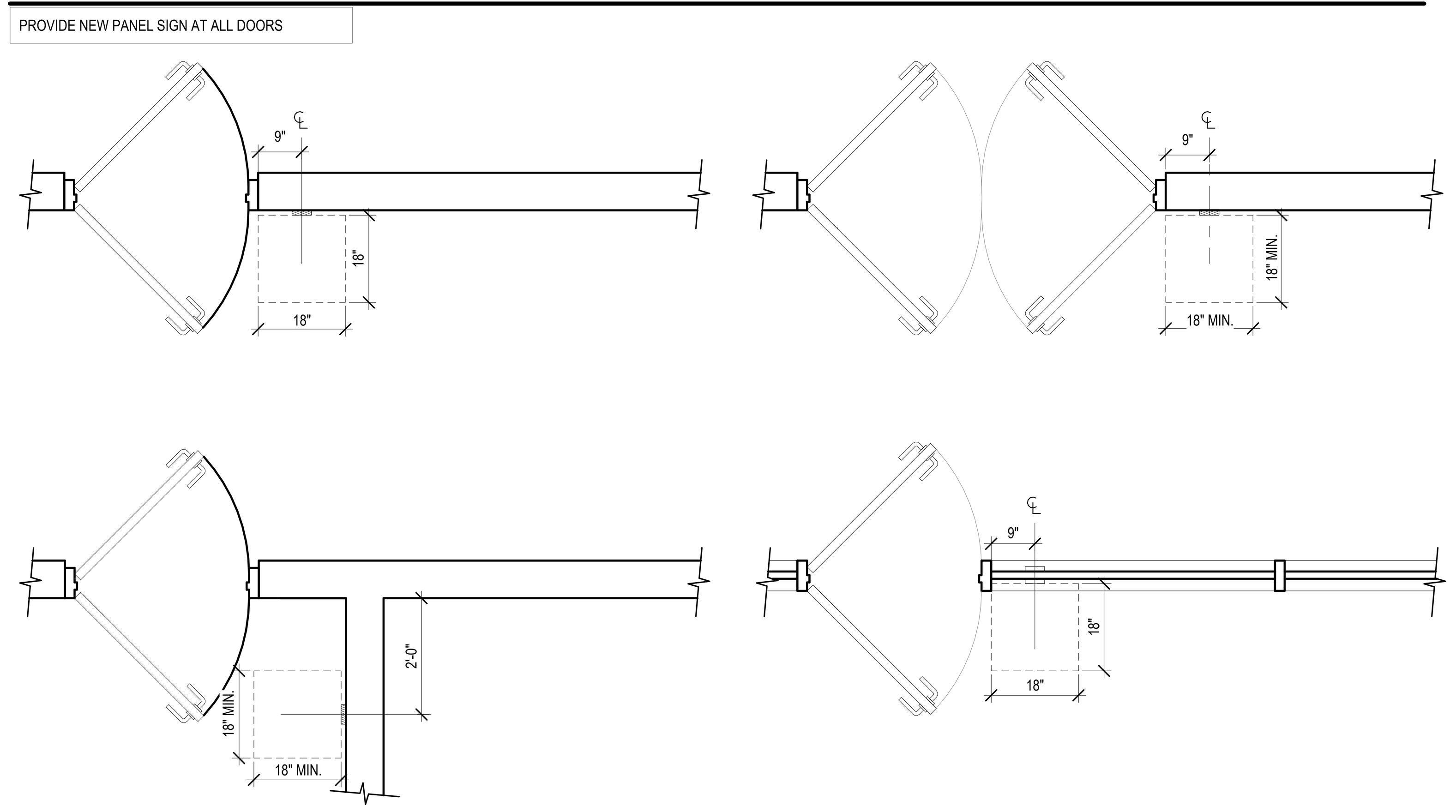

THESE DRAWINGS AND RENDERINGS ARE INSTRUMENTS OF SERVICE. THE DRAWINGS AND ASSOCIATED COPIES THEREOF INCLUDING ELECTRONIC MEDIA AND CADD FILES ARE THE PROPERTY OF ALW. THEIR USE, REPRESENTATION OR REPRODUCTION FOR ANY PURPOSE EXCEPT BY WRITTEN AGREEMENT WITH THE ARCHITECT IS PROHIBITED. THIS COPYRIGHT NOTIFICATION SHALL BE TRUE AS IF DIRECTLY PLACED ON EACH DRAWING, EXHIBIT, OR RENDERING ON THIS DOCUMENT AND SHALL NOT BE REMOVED FROM THESE DOCUMENTS

ID:	REVISION:	DRAWN:	REVIEWED:	DATE:
1	Addendum 01	EE, AB, AK	R. LEWIS	08-06-2026
2	Addendum 02	EE	R. LEWIS	09-04-2026

PHASE:	DRAWN:	REVIEWED:	DATE:
SCHEMATIC DESIGN	AB/EE	R. LEWIS	04-15-2024
DESIGN DEVELOPMENT	AB/EE	R. LEWIS	08-28-2024
50% CONSTRUCTION DOCUMENTS	AB/EE	R. LEWIS	01-16-2026
DEMOLITION PACKAGE	AB/EE	R. LEWIS	03-10-2026
100% CONSTRUCTION DOCUMENTS	AB/EE	R. LEWIS	06-19-2026

FSU

Client: Florida State University
Tallahassee, Florida

Job Title: Kellogg Building Remodeling Phase 2, Volume (3 of 3)

Consultant:

Project #: 22470
Phase: 100% Construction Documents

RECEIVED ALLSTATE CONSTRUCTION 09-04-2026

Seal:

ALW

Architects Lewis + Whitlock
206 West Virginia St.
Tallahassee, Florida 32301
850.942.1718
www.think3d.net

Description: Door Schedule, Elevations, & Details

Sheet No.: A600

9/4/2026 5:24:45 PM

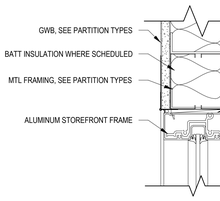

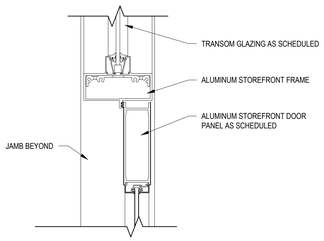

14 Aluminum SF Door Head @ Transom
3" = 1'-0"

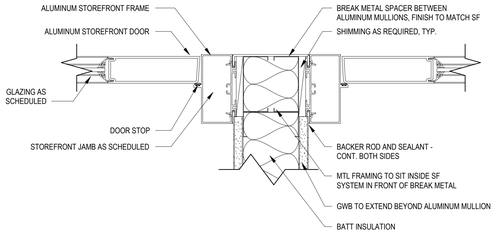

12 Aluminum SF Door Jamb @ Advising Offices
3" = 1'-0"

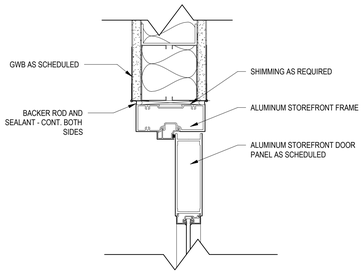

9 Aluminum SF Door Head @ GWB
3" = 1'-0"

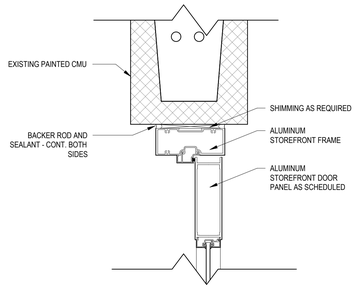

6 Aluminum SF Door Head @ CMU
3" = 1'-0"

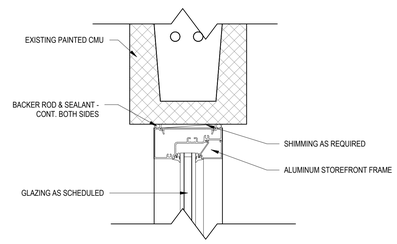

3 Aluminum SF Window Header @ CMU
3" = 1'-0"

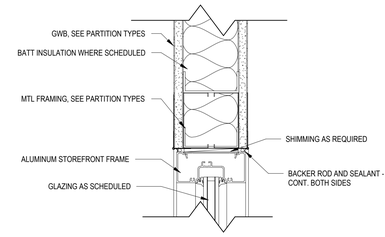

8 Aluminum SF Window Header @ GWB
3" = 1'-0"

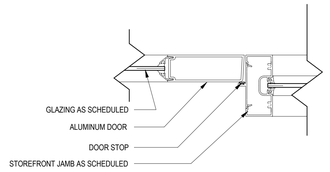

5 Aluminum SF Door Jamb
3" = 1'-0"

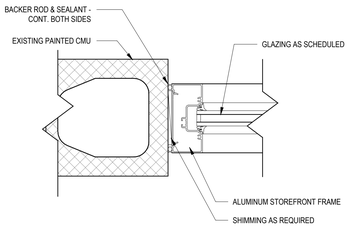

2 Aluminum SF Window Jamb @ CMU
3" = 1'-0"

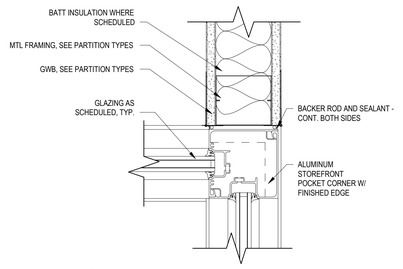

13 Aluminum SF Corner Detail
3" = 1'-0"

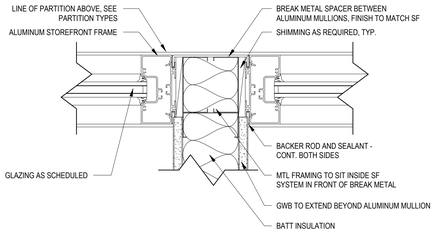

11 Aluminum SF Window Jamb @ Advising Offices
3" = 1'-0"

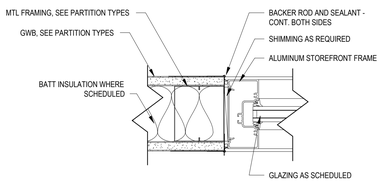

7 Aluminum SF Window Jamb @ GWB
3" = 1'-0"

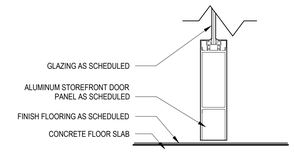

4 Aluminum SF Door Sill
3" = 1'-0"

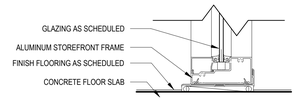

1 Aluminum SF Window Sill @ Interior Slab
3" = 1'-0"

GENERAL NOTES - STOREFRONT

1. ALL INTERIOR GLAZING TO BE TYP 'GL-1' UNLESS NOTED OTHERWISE.
2. REFER TO SHEET A601 FOR DIMENSIONED MULLION PROFILES.
3. REFER TO SHEET A601 FOR DOOR JAMB, SILL, & HEAD DETAILS.
4. CONTRACTOR TO VERIFY ALL EXISTING OPENING SIZES IN THE FIELD TO DETERMINE TOLERANCES. DESIGN INTENT IS TO HAVE 3'-0" OPENINGS BETWEEN ALL VERTICAL MULLIONS TO THE GREATEST EXTENT POSSIBLE. CONTACT ARCHITECT/DESIGNER AS NEEDED FOR FURTHER COORDINATION EFFORTS.
5. REFER TO FLOOR PLANS, DOOR SCHEDULE, AND ELECTRICAL FOR POWER REQUIREMENTS AT ALL STOREFRONT INSTANCES WIN PROJECT SCOPE.

GLASS TYPE LEGEND

GL-1 1/4" CLEAR SAFETY GLAZING, COMPLYING WITH EITHER CPSC 16 CFR PART 1201 CLASS II OR ANSI Z97.1 CLASS A, FROSTED WINDOW FILM BANDING (WF-1) WHERE INDICATED. SEE FINISH SCHEDULE
GL-2 1" CLEAR SAFETY GLAZING, COMPLYING WITH EITHER CPSC 16 CFR PART 1201 CLASS II OR ANSI Z97.1 CLASS A
GL-3 1" CLEAR SAFETY GLAZING, COMPLYING WITH EITHER CPSC 16 CFR PART 1201 CLASS I OR ANSI Z97.1 CLASS B
FGL-1 1" CLEAR SAFETY GLAZING, COMPLYING WITH EITHER CPSC 16 CFR PART 1201 CLASS II OR ANSI Z97.1 CLASS A - GLAZING AND FRAMES 1-HR FIRE RESISTANCE

ALL EXTERIOR GLAZING BASIS OF DESIGN: PPG SOLARBAN 90, SHGC: .23 U-VALUE: ARGON .29
SEE 088000 SPECIFICATION FOR MORE INFORMATION ON GLAZING CONSTRUCTION

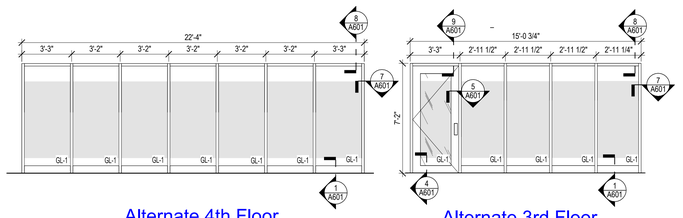

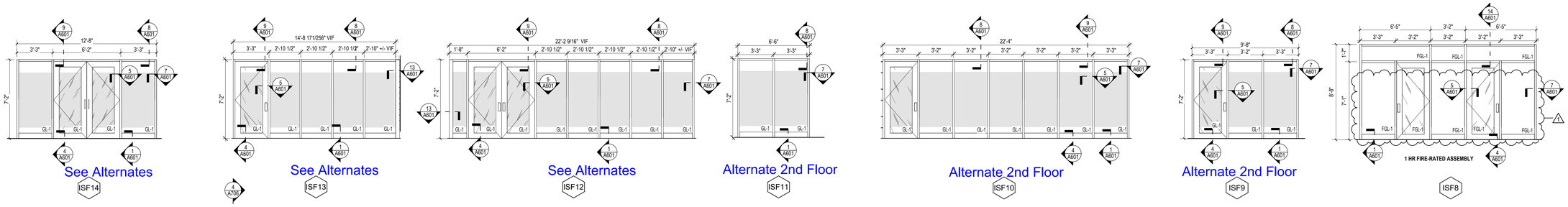

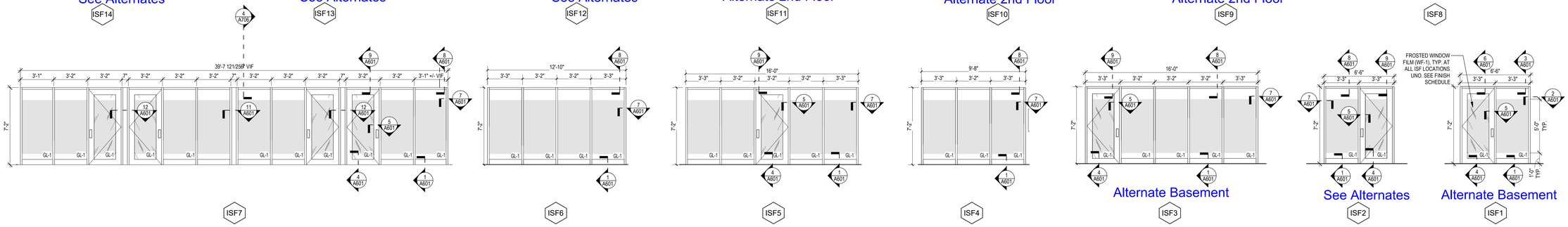

THESE DRAWINGS AND RENDERINGS ARE INSTRUMENTS OF SERVICE. THE DRAWINGS AND ASSOCIATED COPIES THEREOF INCLUDING ELECTRONIC MEDIA RENDERED FILES ARE THE PROPERTY OF ALW. THEIR USE IS RESTRICTED TO THIS PROJECT AND IS NOT FOR ANY PURPOSE EXCEPT BY WRITTEN AGREEMENT WITH ALW. ANY REPRODUCTION IS PROHIBITED. THIS COPYRIGHT NOTIFICATION EACH DRAWING SHALL BEAR. ALL RIGHTS RESERVED. ANY USE OR REPRODUCTION OF THIS DOCUMENT AND SHALL NOT BE REMOVED FROM THESE BOILERPLATE

PHASE:	DRAWN:	REVIEWED:	DATE:
SCHEMATIC DESIGN	ABEE	R. LEWIS	04-15-2024
DESIGN DEVELOPMENT	ABEE	R. LEWIS	08-26-2024
50% CONSTRUCTION DOCUMENTS	ABEE	R. LEWIS	10-25-2025
DEMOLITION PACKAGE	ABEE	R. LEWIS	03-10-2026
100% CONSTRUCTION DOCUMENTS	ABEE	R. LEWIS	06-19-2026

ID:	REVISION:	DRAWN:	REVIEWED:	DATE:
1	Addendum 01	EE, AB, AK	R. LEWIS	08-06-2026

FSU

Client: Florida State University
Tallahassee, Florida

Consultant:

Job Title: Kellogg Building Remodeling Phase 2, Volume (3 of 3)

Project #: 22470
Phase: 100% Construction Documents

Seal:

ALW

Architects Lewis + Whitlock
206 West Virginia St.
Tallahassee, Florida 32301
850.942.1718
www.think3d.net

Description: Interior Storefront Elevations

Sheet No.: A601

8/6/2026 9:13:58 AM

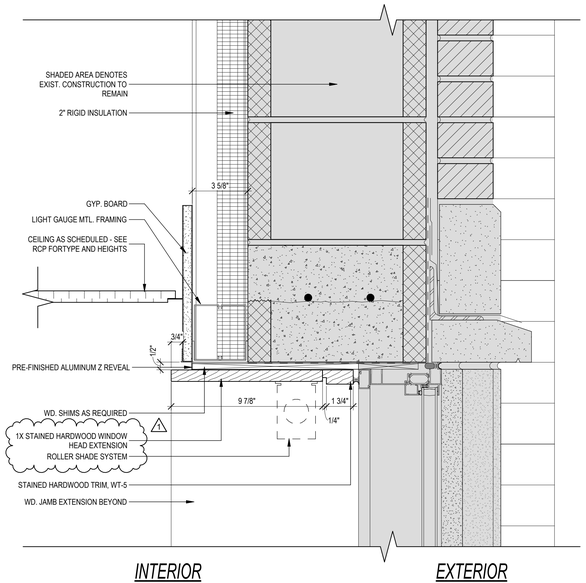

12 Typ. Window Head w/ 3 5/8" Furring Detail - Floor 1
3" = 1'-0"

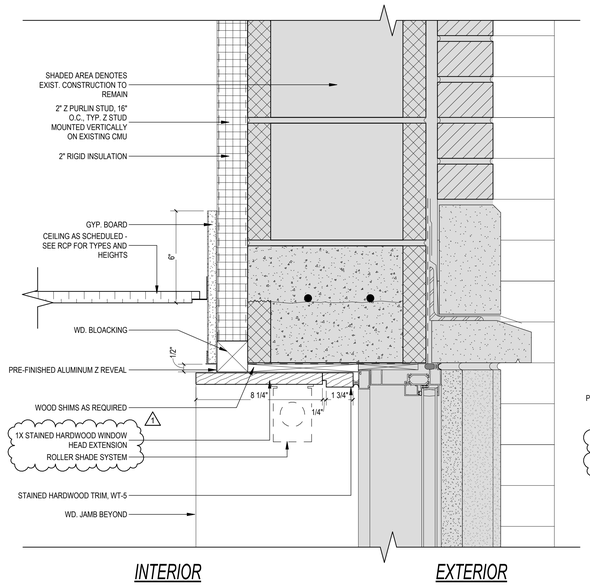

9 Typ. Window Head w/ 2" Z Clips Detail - Floor 1
3" = 1'-0"

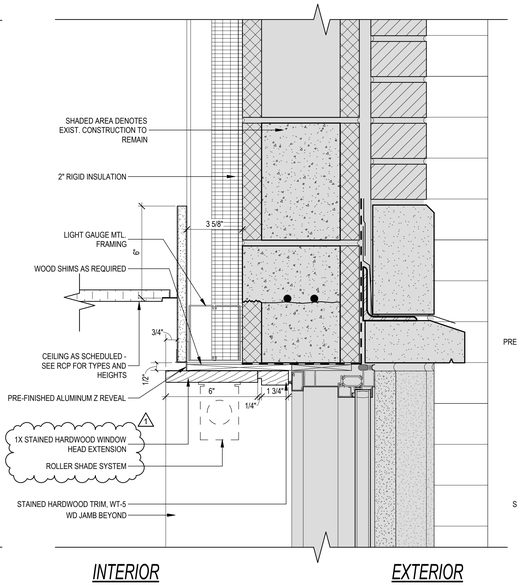

Alternates 2nd Floor & 3rd Floor

6 Typ. W1 & W2 Head W/ 3 5/8" Furring Detail - Floors 2 & 3
3" = 1'-0"

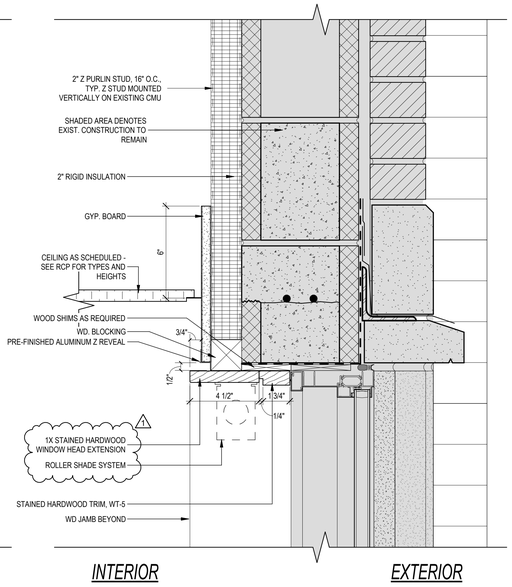

Alternates 2nd Floor & 3rd Floor

3 Typ. W1 & W2 Head W/ 2" Z Clips Detail - Floors 2 & 3
3" = 1'-0"

11 Typ. Window Jamb w/ 3 5/8" Furring Detail - Floor 1
3" = 1'-0"

8 Typ. Window Jamb w/ 2" Z Clips Detail - Floor 1
3" = 1'-0"

Alternates 2nd Floor & 3rd Floor

5 Typ. W1 & W2 Jamb W/ 3 5/8" Furring Detail - Floors 2 & 3
3" = 1'-0"

Alternates 2nd Floor & 3rd Floor

2 Typ. W1 & W2 Jamb W/ 2" Z Clips Detail - Floors 2 & 3
3" = 1'-0"

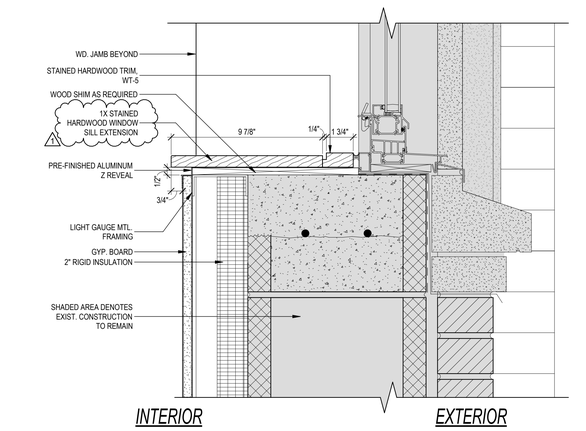

10 Typ. Window Sill w/ 3 5/8" Stud Detail - Floor 1
3" = 1'-0"

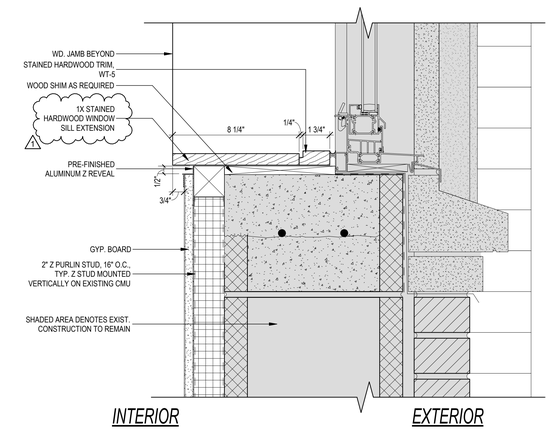

7 Typ. Window Sill w/ 2" Z Clips Detail - Floor 1
3" = 1'-0"

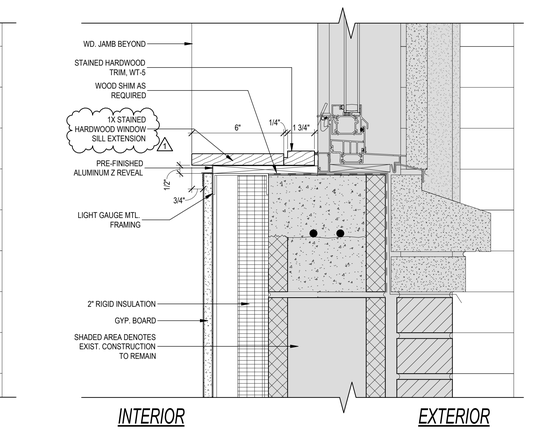

Alternates 2nd Floor & 3rd Floor

4 Typ. Window Sill W/ 3 5/8" Studs Detail - Floors 2 & 3
3" = 1'-0"

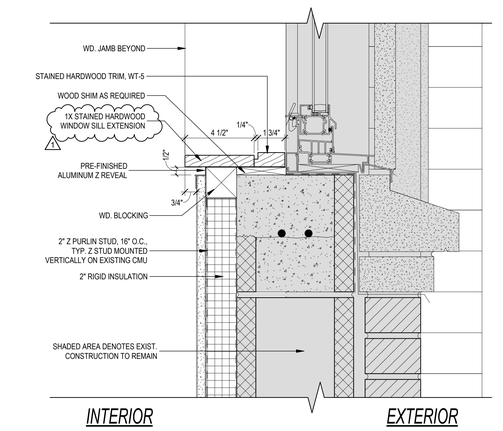

Alternates 2nd Floor & 3rd Floor

1 Typ. Window Sill W/ 2" Z Clips Detail - Floors 2 & 3
3" = 1'-0"

THESE DRAWINGS AND RENDERINGS ARE INSTRUMENTS OF SERVICE. THE DRAWINGS AND ASSOCIATED COPIES THEREOF INCLUDING ELECTRONIC MEDIA FORMATTED FILES ARE THE PROPERTY OF ALW. THEIR USE AND REPRODUCTION IS RESTRICTED TO FSU FOR ANY PURPOSE EXCEPT BY WRITTEN AGREEMENT WITH ALW. ANY UNAUTHORIZED REUSE IS PROHIBITED. THIS COPYRIGHT NOTIFICATION SHALL REMAIN ON ALL REPRODUCTIONS OF EACH DRAWING EXCEPT ON RENDERINGS THAT ARE USED IN PART OR IN THEIR ENTIRETY IN THIS DOCUMENT AND SHALL NOT BE REMOVED FROM THESE SCALEABLE

PHASE:	DRAWN:	REVIEWED:	DATE:	ID:	REVISION:	DRAWN:	REVIEWED:	DATE:
SCHEMATIC DESIGN	ABEE	R. LEWIS	04-15-2024	1	Addendum 01	EE, AB, AK	R. LEWIS	08-06-2026
DESIGN DEVELOPMENT	ABEE	R. LEWIS	06-26-2024					
50% CONSTRUCTION DOCUMENTS	ABEE	R. LEWIS	10-15-2025					
DEMOLITION PACKAGE	ABEE	R. LEWIS	03-10-2026					
100% CONSTRUCTION DOCUMENTS	ABEE	R. LEWIS	06-19-2026					

FSU

Client: Florida State University
Tallahassee, Florida

Job Title: Kellogg Building Remodeling
Phase 2, Volume (3 of 3)

Consultant:

Project #: 22470
Phase: 100% Construction Documents

Seal:

ALW

Architects Lewis + Whitlock
206 West Virginia St.
Tallahassee, Florida 32301
850.942.1718
www.think3d.net

Description:
Exterior Window Details

Sheet No.:
A602

8/6/2026 9:14:04 AM

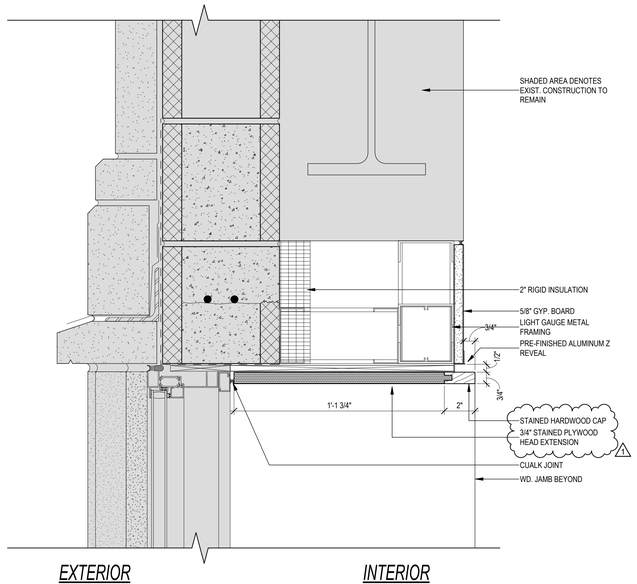

4 W3 Head Framing Detail - Fourth Floor Alternate 4th Floor
3" = 1'-0"

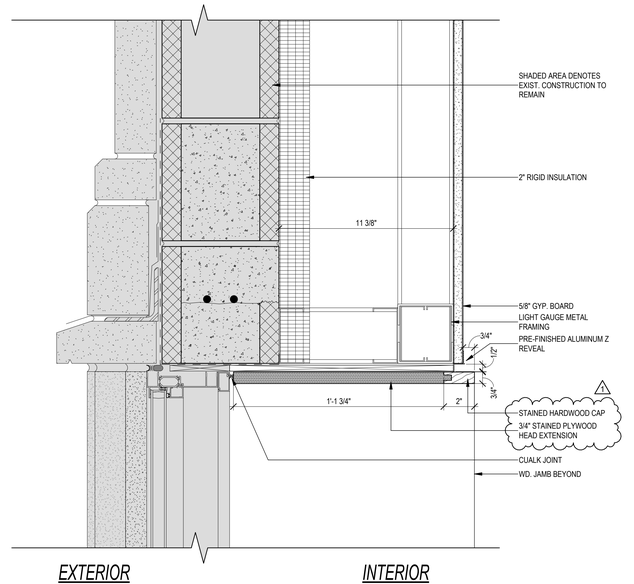

3 W3 Head Framing Detail - Second Floor Alternate 2nd Floor
3" = 1'-0"

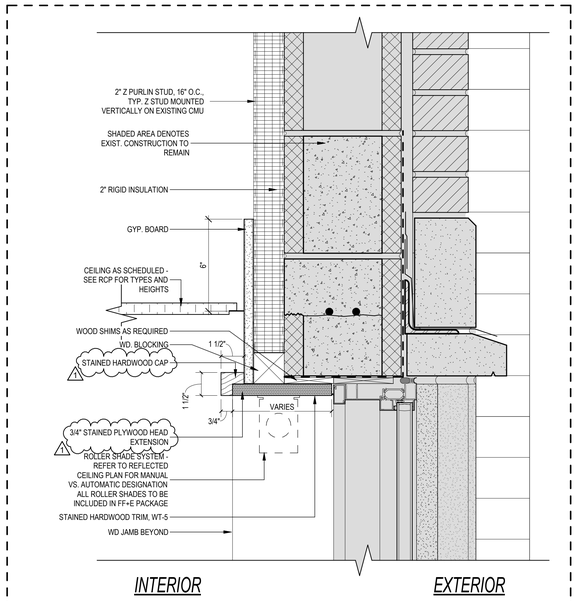

5 Typ. W1 & W2 Head W/ 2" Z Clips Detail - ALTERNATE
3" = 1'-0"

ALTERNATE ITEM
SIZE OF EXTENSION VARIES DEPENDING ON WALL TYPE (FRAMING) AND LOCATION OF WINDOW. REVISE SHEET A603 FOR ACCURATE DIMENSIONS OF TRIM

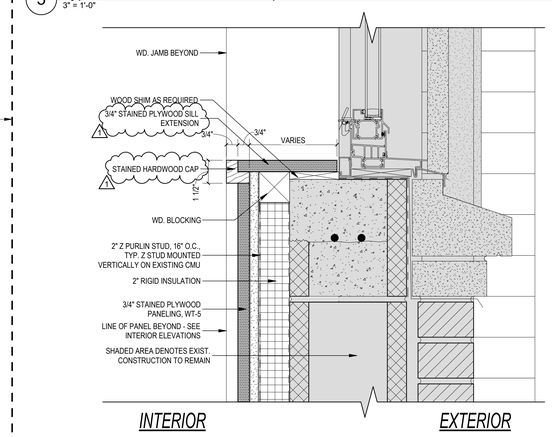

6 Typ. Window Sill W/ 2" Z Clips Detail - ALTERNATE
3" = 1'-0"

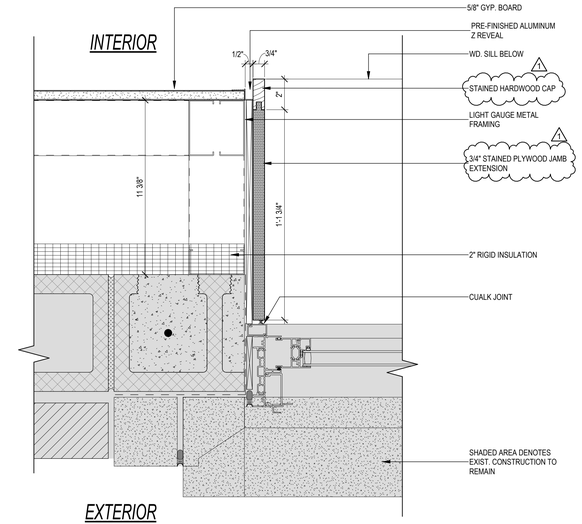

2 W3 Jamb Framing Detail - Second Floor Alternate 2nd Floor
3" = 1'-0"

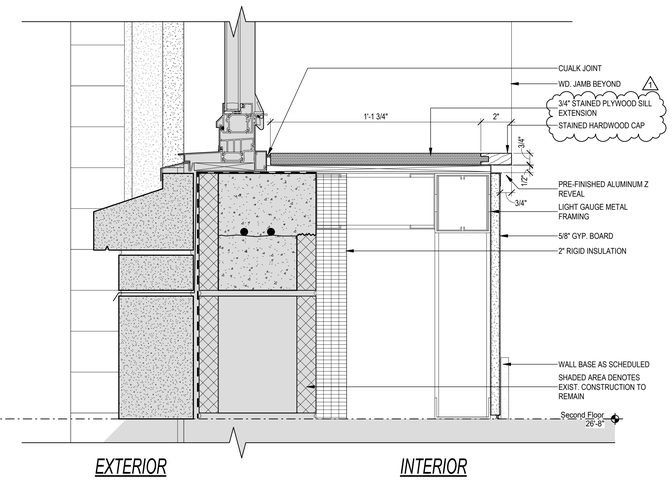

1 W3 Sill Framing Detail - Second Floor Alternate 2nd Floor
3" = 1'-0"

THESE DRAWINGS AND RENDERINGS ARE INSTRUMENTS OF SERVICE. THE DRAWINGS AND ASSOCIATED COPIES THEREOF INCLUDING ELECTRONIC FILES AND RENDERED FILES ARE THE PROPERTY OF ALW. THEIR USE AND REPRODUCTION ARE RESTRICTED FOR ANY PURPOSE EXCEPT BY WRITTEN AGREEMENT WITH ALW. ANY REUSE IS PROHIBITED. THIS COPYRIGHT NOTIFICATION EACH DRAWING EXHIBIT OR RENDERING ON THIS DOCUMENT AND SHALL NOT BE REMOVED FROM THESE BOARDS

PHASE:	DRAWN:	REVIEWED:	DATE:
SCHEMATIC DESIGN	ABEE	R. LEWIS	04-15-2024
DESIGN DEVELOPMENT	ABEE	R. LEWIS	08-26-2024
50% CONSTRUCTION DOCUMENTS	ABEE	R. LEWIS	03-10-2026
DEMOLITION PACKAGE	ABEE	R. LEWIS	03-10-2026
100% CONSTRUCTION DOCUMENTS	ABEE	R. LEWIS	06-19-2026

ID:	REVISION:	DRAWN:	REVIEWED:	DATE:
1	Addendum 01	EE, AB, AK	R. LEWIS	08-06-2026

Client: Florida State University
Tallahassee, Florida

Job Title: Kellogg Building Remodeling Phase 2, Volume (3 of 3)

Consultant:

Project #: 22470
Phase: 100% Construction Documents

Seal:

Architects Lewis + Whitlock
206 West Virginia St.
Tallahassee, Florida 32301
850.942.1718
www.think3d.net

Description: Exterior Window Details

Sheet No.: A603

8/6/2026 9:14:06 AM

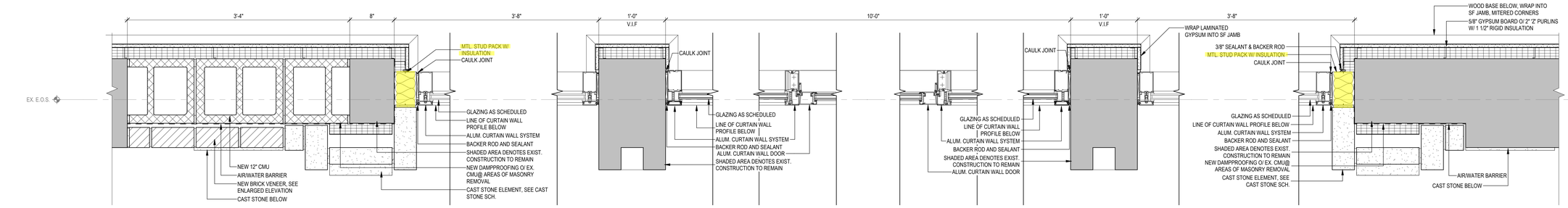

5 Curtain Wall Enlarged Plan Detail @ +4' - Transformative Teaching Lab
1 1/2" = 1'-0"

Items highlighted in yellow are in Phase 1 by others.

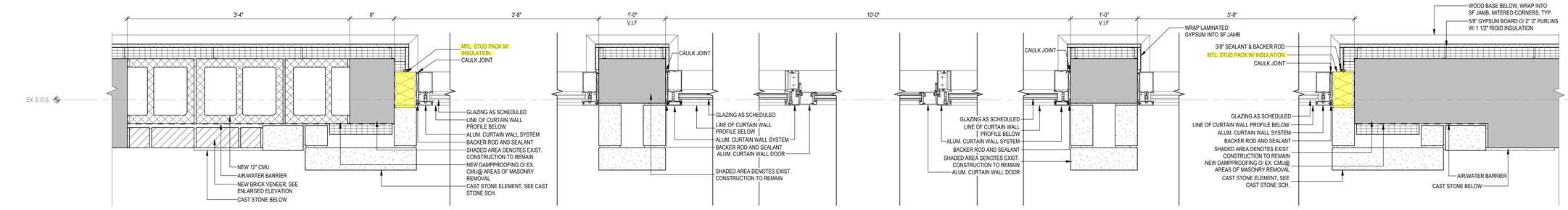

4 Curtain Wall Enlarged Plan Detail @ +2' - Transformative Teaching Lab
1 1/2" = 1'-0"

Items highlighted in yellow are in Phase 1 by others.

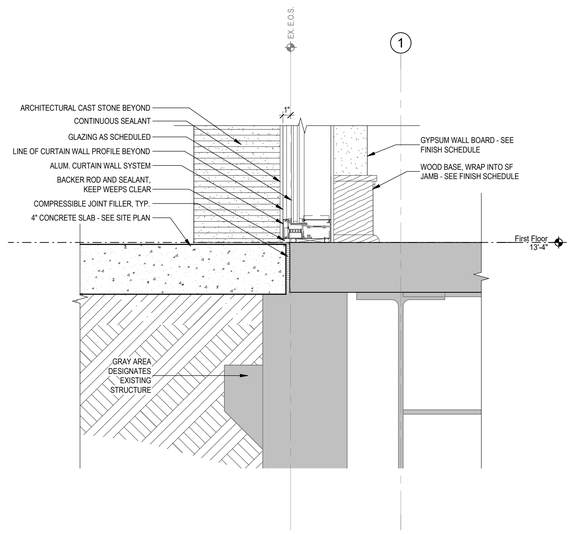

6 Curtain Wall Sill Detail
1 1/2" = 1'-0"

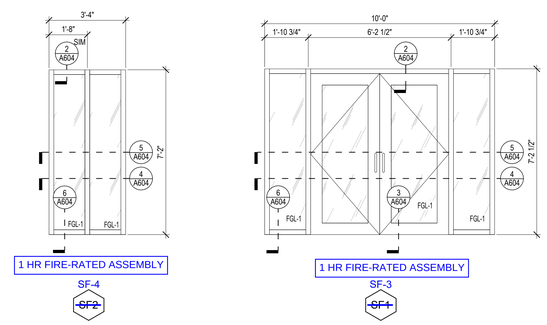

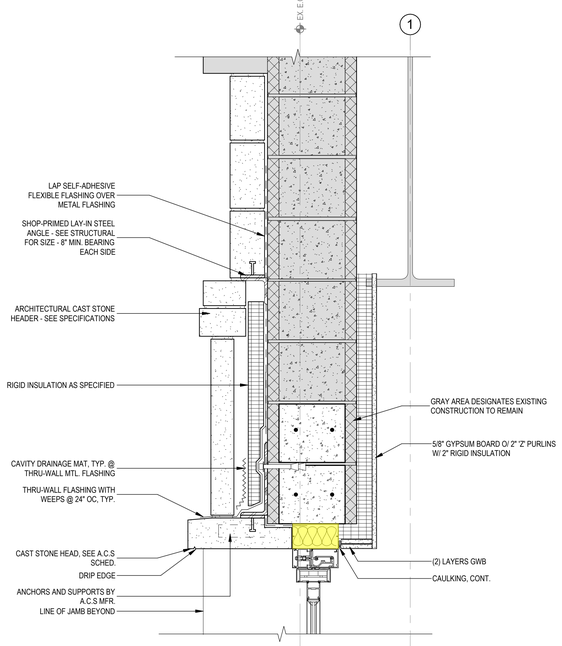

Items highlighted in yellow are in Phase 1 by others.

2 SF1/SF2 Head Detail
1 1/2" = 1'-0"

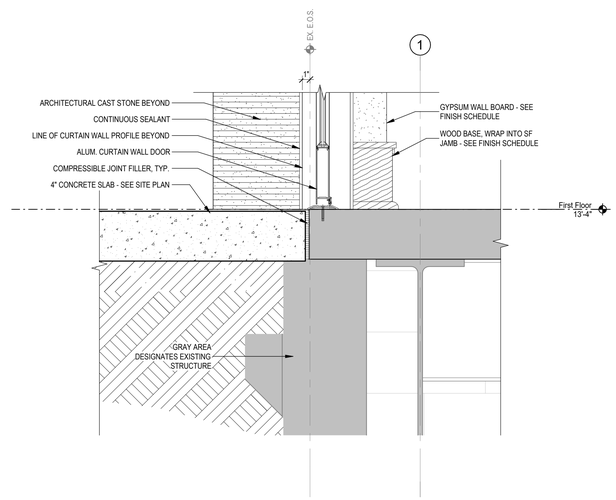

3 Curtain Wall Door Sill Detail
1 1/2" = 1'-0"

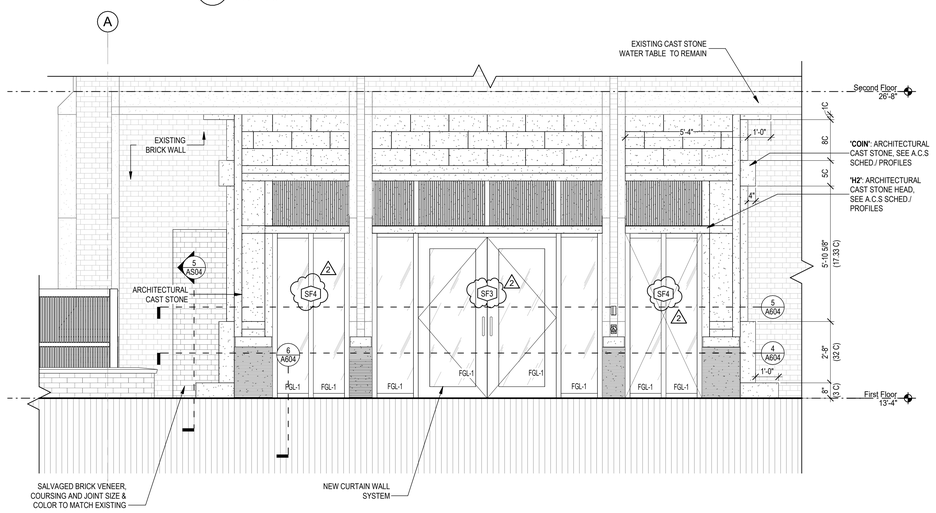

1 South Entry Enlarged Elevation
3/8" = 1'-0"

THESE DRAWINGS AND RENDERINGS ARE INSTRUMENTS OF SERVICE. THE DRAWINGS AND ASSOCIATED COPIES THEREOF INCLUDING ELECTRONIC MEDIA STORED FILES ARE THE PROPERTY OF ALW. THEIR USE, REPRODUCTION OR PUBLICATION FOR ANY PURPOSE EXCEPT BY WRITTEN AGREEMENT WITH ALW IS PROHIBITED. THIS COPYRIGHT NOTIFICATION SHALL REMAIN ON ALL REPRODUCTIONS. EACH DRAWING, EXHIBIT OR RENDERING IN THIS DOCUMENT AND SHALL NOT BE REMOVED FROM THESE SCHEDULES

ID:	REVISION:	DATE:	REVIEWED:	DRAWN:
1	Addendum 01	04-15-2024	R. LEWIS	ABEE
2	Addendum 02	05-28-2024	R. LEWIS	ABEE
		06-04-2026	R. LEWIS	EE, AB, AK
		06-06-2026	R. LEWIS	EE

PHASE:	DATE:	REVIEWED:	DRAWN:
SCHEMATIC DESIGN	04-15-2024	R. LEWIS	ABEE
DESIGN DEVELOPMENT	05-28-2024	R. LEWIS	ABEE
50% CONSTRUCTION DOCUMENTS	06-04-2026	R. LEWIS	EE
DEMOLITION PACKAGE	03-10-2026	R. LEWIS	ABEE
100% CONSTRUCTION DOCUMENTS	06-19-2026	R. LEWIS	ABEE

FSU

Client: Florida State University
Tallahassee, Florida

Job Title: Kellogg Building Remodeling Phase 2, Volume (3 of 3)

Consultant:

Project #: 22470

Phase: 100% Construction Documents

RECEIVED
ALLSTATE CONSTRUCTION
09-04-2026

Seal:

ALW

Architects Lewis + Whitlock
206 West Virginia St.
Tallahassee, Florida 32301
850.942.1718
www.think3d.net

Description:
New South Entrance (Transformative Teaching)

Sheet No.:
A604

9/4/2026 5:28:23 PM

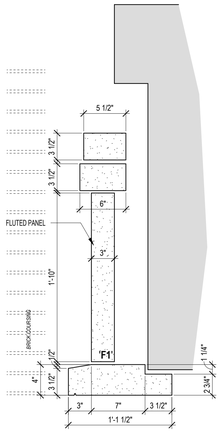

'H2' - WINDOW HEAD

Cast Stone Head Profiles Phase 2
1 1/2" = 1'-0"

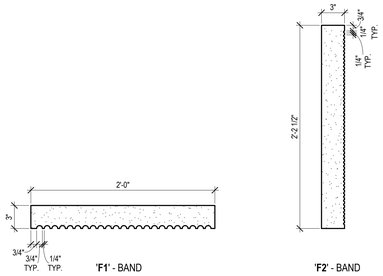

Cast Stone Fluted Profiles Copy 1
1 1/2" = 1'-0"

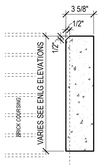

'COIN' - TYP. COIN ELEMENTS

Cast Stone Coin Profile
1 1/2" = 1'-0"

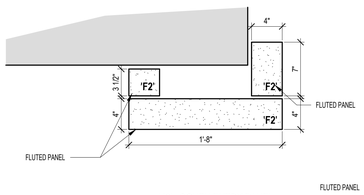

'J2' - SOUTH ENTRY PANEL

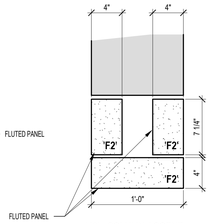

'J3' - COLUMN ACCENT

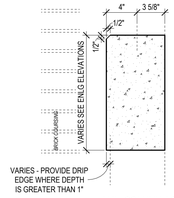

'J4' - COLUMN ACCENT

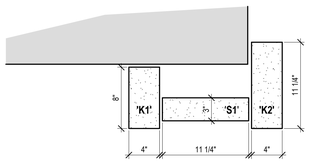

'J4' - SOUTH ENTRY PANEL

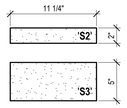

'J5' - SOUTH ENTRY PANEL

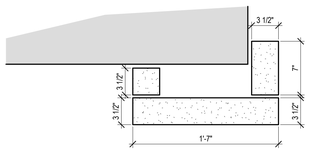

'J6' - COLUMN ACCENT

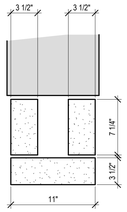

Cast Stone Jamb Profiles Copy 1
1 1/2" = 1'-0"

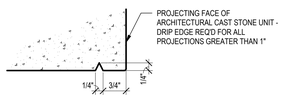

Typical Drip Edge Copy 1
6" = 1'-0"

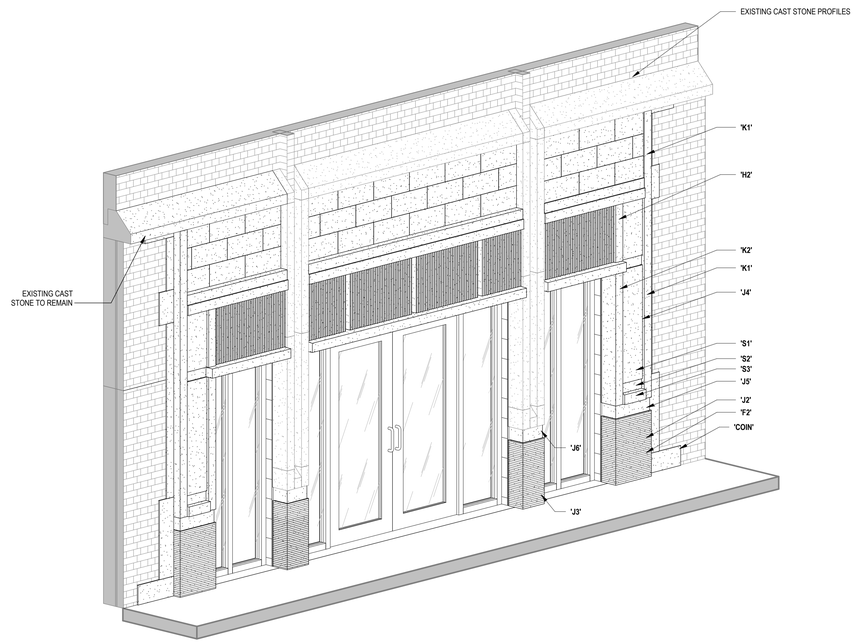

1 New South Entry Axon
NOT TO SCALE

6/19/2026 5:17:04 PM

THESE DRAWINGS AND RENDERINGS ARE INSTRUMENTS OF SERVICE. THE DRAWINGS AND ASSOCIATED COPIES THEREOF INCLUDING ELECTRONIC FILES PREPARED FOR THIS PROJECT BY ALW - THEIR FILES ARE THE PROPERTY OF ALW. THEIR USE, REPRODUCTION, ALTERATION OR DISCLOSURE FOR ANY PURPOSE EXCEPT BY WRITTEN AGREEMENT WITH ALW IS EXPRESSLY PROHIBITED. THIS COPYRIGHT NOTIFICATION EACH DRAWING EXHIBIT OR RENDERING ON THIS DOCUMENT AND SHALL NOT BE REMOVED FROM THESE BOARDS.

PHASE:	DRAWN:	REVIEWED:	DATE:	ID:	REVISION:	DRAWN:	REVIEWED:	DATE:
SCHEMATIC DESIGN	ABEE	R. LEWIS	04-15-2024					
DESIGN DEVELOPMENT	ABEE	R. LEWIS	06-26-2024					
50% CONSTRUCTION DOCUMENTS	ABEE	R. LEWIS	09-16-2025					
DEMOLITION PACKAGE	ABEE	R. LEWIS	03-10-2026					
100% CONSTRUCTION DOCUMENTS	ABEE	R. LEWIS	06-19-2026					

FSU

Client:
Florida State University
Tallahassee, Florida

Consultant:

Job Title:
Kellogg Building Remodeling
Phase 2, Volume (3 of 3)

Project #: 22470
Phase: 100% Construction Documents

Seal:

ALW

Architects Lewis + Whitlock
206 West Virginia St.
Tallahassee, Florida 32301
850.942.1718
www.think3d.net

Description:
Cast Stone Profile Types

Sheet No.:
A605

N 1 Basement Level - Reflected Ceiling Plan - Phase 2 Alternate Basement
3/16" = 1'-0"

GENERAL NOTES - RCP

A. CEILING HEIGHTS ARE DIMENSIONED FROM FLOOR DATUM ELEVATION TO FINISHED CEILING AND ARE NOTED ON THE DRAWINGS AS (XX'-XX").
B. ACOUSTICAL CEILING GRID SHALL BE CENTERED IN ROOM UNLESS OTHERWISE NOTED.
C. CENTER LIGHT FIXTURES, SPEAKERS, SMOKE DETECTORS, GRILLES, SPRINKLER HEADS, ELECTRICAL, MECHANICAL AND OTHER DEVICES IN CEILING TILES UNLESS OTHERWISE NOTED.
D. ALL GYPSUM BOARD CEILINGS ARE TO BE PAINTED PT-1 UNLESS OTHERWISE NOTED
E. PROVIDE RECESSED / CONCEALED SPRINKLER HEADS IN GYPSUM BOARD CEILINGS, SOFFITS AND CLOUDS UNLESS OTHERWISE NOTED.
F. SPRINKLER HEAD LOCATIONS ARE NOT SHOWN FOR CLARITY. FIRE PROTECTION INSTALLER SHALL COORDINATE SPRINKLER HEADS. IN AREAS WITHOUT SUSPENDED CEILINGS, COORDINATE LOCATIONS OF SPRINKLER HEADS WITH HVAC DUCTS, EQUIPMENT, BEAMS, COLUMNS, LIGHTS, AND ANY OTHER OBSTRUCTIONS IN ACCORDANCE WITH APPLICABLE CODE REQUIREMENTS. IN AREAS WITH SUSPENDED CEILINGS, COORDINATE SPRINKLER MAINS, RUNS, AND SPRINKLER HEAD LOCATIONS WITH OTHER WORK TO INSURE CEILING HEIGHTS, LIGHTING, DIFFUSER AND OTHER CEILING DEVICE LOCATIONS ARE MAINTAINED AS SHOWN OR AS REQUIRED TO COMPLY WITH APPLICABLE CODE REQUIREMENTS. ADVISE ARCHITECTS OF ANY CONFLICTS WHICH MUST BE RESOLVED PRIOR TO INSTALLATION.
G. ACCESS PANELS SHOWN IN GENERAL LOCATIONS ON RCPs. CONTRACTOR TO COORDINATE AND CONFIRM FINAL ACCESS PANEL LOCATIONS WITH SPECIFIC DISCIPLINE AND SUBMIT PROPOSED LOCATIONS TO ARCHITECT FOR APPROVAL.
H. PROVIDE CUT-OUTS AND OPENINGS FOR ITEMS WHICH PENETRATE THROUGH CEILINGS SYSTEMS (INCLUDING SPECIAL EQUIPMENT HANGERS AND DEVICES, CONDUIT, PIPING, ELECTRICAL REQUIREMENTS, ETC.). COORDINATE LOCATIONS WITH ARCHITECT AND SPECIFIC DISCIPLINE.
I. CONTROL JOINTS SHALL BE INSTALLED TO DIVIDE GYPSUM CEILINGS INTO 30-FOOT MAXIMUM SINGLE LENGTHS IN ANY DIRECTION AND 900 SQUARE FEET MAXIMUM SINGLE AREA. JOINTS SHALL ALSO BE INSTALLED AT EXPANSION OR CONTRACTION JOINTS IN THE STRUCTURAL FRAMEWORK OVER WHICH GYPSUM BOARD IS REQUIRED.
J. ROWS OF LIGHT FIXTURES TO ALIGN ACROSS ADJACENT AREAS, UNLESS OTHERWISE NOTED. REFER TO ELECTRICAL DRAWINGS AND SPECIFICATIONS FOR EXACT FIXTURE TYPES.
K. ALL STRUCTURAL AND MEP ITEMS ARE SHOWN FOR REFERENCE. REFER TO SPECIFIC DISCIPLINE FOR MORE INFORMATION.

REFLECTED CEILING - PLAN LEGEND

- **ACT-1** - ACOUSTICAL CEILING TILE, SEE FINISH SCHEDULE
- **ACT-2** - ACOUSTICAL CEILING TILE, SEE FINISH SCHEDULE
- **AWPC-1** - ACOUSTICAL WOOD PANEL CEIILING, SEE FINISH SCHEDULE
- **AWPC-2** - ACOUSTICAL WOOD PANEL CEILING, SEE FINISH SCHEDULE *(BASE BID)*
- PAINTED GYPSUM
- OPEN TO STRUCTURE ABOVE
- -SOUND ATTENUATION BATTS IN ROOMS NOTED TO RECEIVE SAB, PROVIDE CONTINUOUS 2' BAND OF INSULATION AT WALLS SHOWN
- LINEAR GRID-MOUNT LIGHT FIXTURE (A), LENGTH VARIES
- CURTAIN COVE LIGHT (B), LENGTH VARIES
- LINEAR RECESSED LIGHT FIXTURE (C), LENGTH VARIES
- 4" SQUARE RECESSED DOWNLIGHT (D)
- 2" SQUARE RECESSED DOWNLIGHT (E)
- 4" SURFACE-MOUNTED CYLINDER LIGHT FIXTURE (F)
- UTILITY LIGHT FIXTURE
- SURFACE-MOUNTED STAIRWELL LIGHTING FIXTURE
- EMERGENCY 2X2 LED LIGHT FIXTURE (G)
- 2X2 LED LIGHT FIXTURE (G)
- SUPPLY AIR DIFFUSER
- RETURN AIR GRILLE
- EXHAUST AIR GRILLE
- SLOT AIR DIFFUSER

THESE DRAWINGS AND RENDERINGS ARE INSTRUMENTS OF SERVICE. THE DRAWINGS AND ASSOCIATED COPIES THEREOF INCLUDING ELECTRONIC MEDIA RENDERED FILES ARE THE PROPERTY OF ALW. THEIR USE AND REPRODUCTION ARE RESTRICTED FOR ANY PURPOSE EXCEPT BY WRITTEN AGREEMENT WITH ALW. ANY REUSE WITHOUT PRIOR WRITTEN CONSENT BY ALW IS PROHIBITED. THIS COPYRIGHT NOTIFICATION SHALL REMAIN ON ALL REPRODUCTIONS OF EACH DRAWING EXCEPT OTHERWISE AGREED TO BY ALW. ANY USE OF THIS DOCUMENT AND SHALL NOT BE REMOVED FROM THESE DOCUMENTS

PHASE:	DRAWN:	REVIEWED:	DATE:
SCHEMATIC DESIGN	ABEE	R. LEWIS	04-15-2024
DESIGN DEVELOPMENT	ABEE	R. LEWIS	09-26-2024
50% CONSTRUCTION DOCUMENTS	ABEE	R. LEWIS	12-20-2025
DEMOLITION PACKAGE	ABEE	R. LEWIS	03-10-2026
100% CONSTRUCTION DOCUMENTS	ABEE	R. LEWIS	06-19-2026

ID:	REVISION:	DRAWN:	REVIEWED:	DATE:

Client: Florida State University
Tallahassee, Florida

Consultant:

Job Title: Kellogg Building Remodeling
Phase 2, Volume (3 of 3)

Project #: 22470
Phase: 100% Construction Documents

FSU

Seal:

ALW

Architects Lewis + Whitlock
206 West Virginia St
Tallahassee, Florida 32301
850.942.1718
www.think3d.net

Description:
Basement Reflected Ceiling Plan

Sheet No.:
A700

6/19/2026 5:17:05 PM

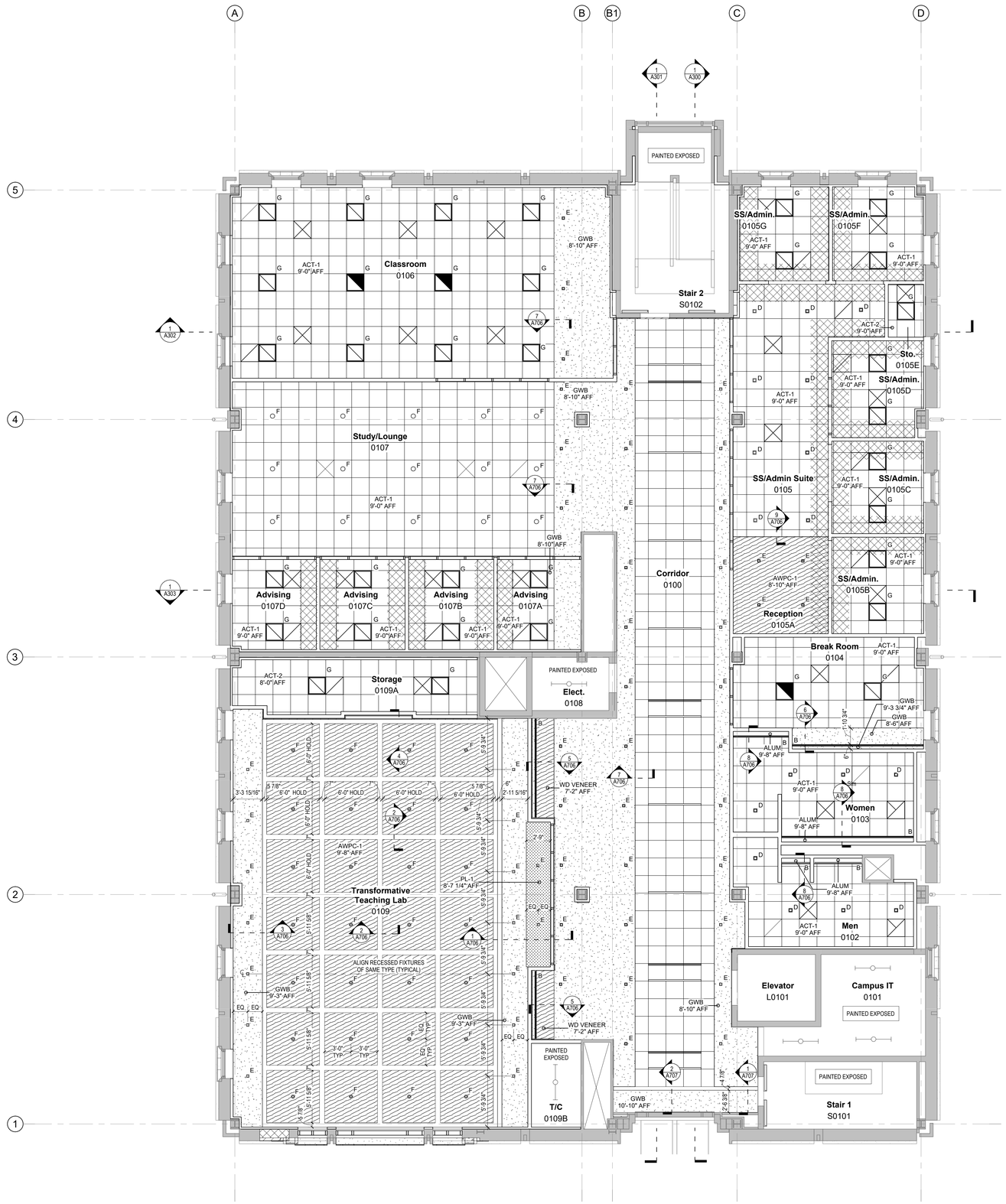

N 1 First Floor - Reflected Ceiling Plan - Phase 2
3/16" = 1'-0"

REFLECTED CEILING - PLAN LEGEND

- **ACT-1** - ACOUSTICAL CEILING TILE, SEE FINISH SCHEDULE
- **ACT-2** - ACOUSTICAL CEILING TILE, SEE FINISH SCHEDULE
- **AWPC-1** - ACOUSTICAL WOOD PANEL CEILING, SEE FINISH SCHEDULE
- **AWPC-2** - ACOUSTICAL WOOD PANEL CEILING, SEE FINISH SCHEDULE *(BASE BID)*
- PAINTED GYPSUM
- OPEN TO STRUCTURE ABOVE
- SOUND ATTENUATION BATTS IN ROOMS NOTED TO RECEIVE SAB, PROVIDE CONTINUOUS 2' BAND OF INSULATION AT WALLS SHOWN
- LINEAR GRID-MOUNT LIGHT FIXTURE (A), LENGTH VARIES
- CURTAIN COVE LIGHT (B), LENGTH VARIES
- LINEAR RECESSED LIGHT FIXTURE (C), LENGTH VARIES
- 4" SQUARE RECESSED DOWNLIGHT (D)
- 2" SQUARE RECESSED DOWNLIGHT (E)
- 4" SURFACE-MOUNTED CYLINDER LIGHT FIXTURE (F)
- UTILITY LIGHT FIXTURE
- SURFACE-MOUNTED STAIRWELL LIGHTING FIXTURE
- EMERGENCY 2X2 LED LIGHT FIXTURE (G)
- 2X2 LED LIGHT FIXTURE (G)
- SUPPLY AIR DIFFUSER
- RETURN AIR GRILLE
- EXHAUST AIR GRILLE
- SLOT AIR DIFFUSER

THESE DRAWINGS AND RENDERINGS ARE INSTRUMENTS OF SERVICE. THE DRAWINGS AND ASSOCIATED COPIES THEREOF INCLUDING ELECTRONIC MEDIA FORMATTED FILES ARE THE PROPERTY OF ALW. THEIR USE, REPRODUCTION OR PUBLICATION FOR ANY PURPOSE EXCEPT BY WRITTEN AGREEMENT WITH ALW IS STRICTLY PROHIBITED. THIS COPYRIGHT NOTIFICATION EACH DRAWING EXHIBIT OR RENDERING ON THIS DOCUMENT AND SHALL NOT BE REMOVED FROM THESE BOARDS

PHASE:	DRAWN:	REVIEWED:	DATE:	ID:	REVISION:	DRAWN:	REVIEWED:	DATE:
SCHEMATIC DESIGN	ABEE	R. LEWIS	04-15-2024					
DESIGN DEVELOPMENT	ABEE	R. LEWIS	05-28-2024					
50% CONSTRUCTION DOCUMENTS	ABEE	R. LEWIS	01-16-2026					
DEMOLITION PACKAGE	ABEE	R. LEWIS	03-10-2026					
100% CONSTRUCTION DOCUMENTS	ABEE	R. LEWIS	06-19-2026					

FSU

Client: Florida State University
Tallahassee, Florida

Job Title: Kellogg Building Remodeling
Phase 2, Volume (3 of 3)

Consultant:

Project #: 22470
Phase: 100% Construction Documents

Seal:

ALW

Architects Lewis + Whitlock
206 West Virginia St.
Tallahassee, Florida 32301
850.942.1718
www.think3d.net

Description:
First Floor Reflected Ceiling Plan

Sheet No.:
A701

6/19/2026 5:17:06 PM

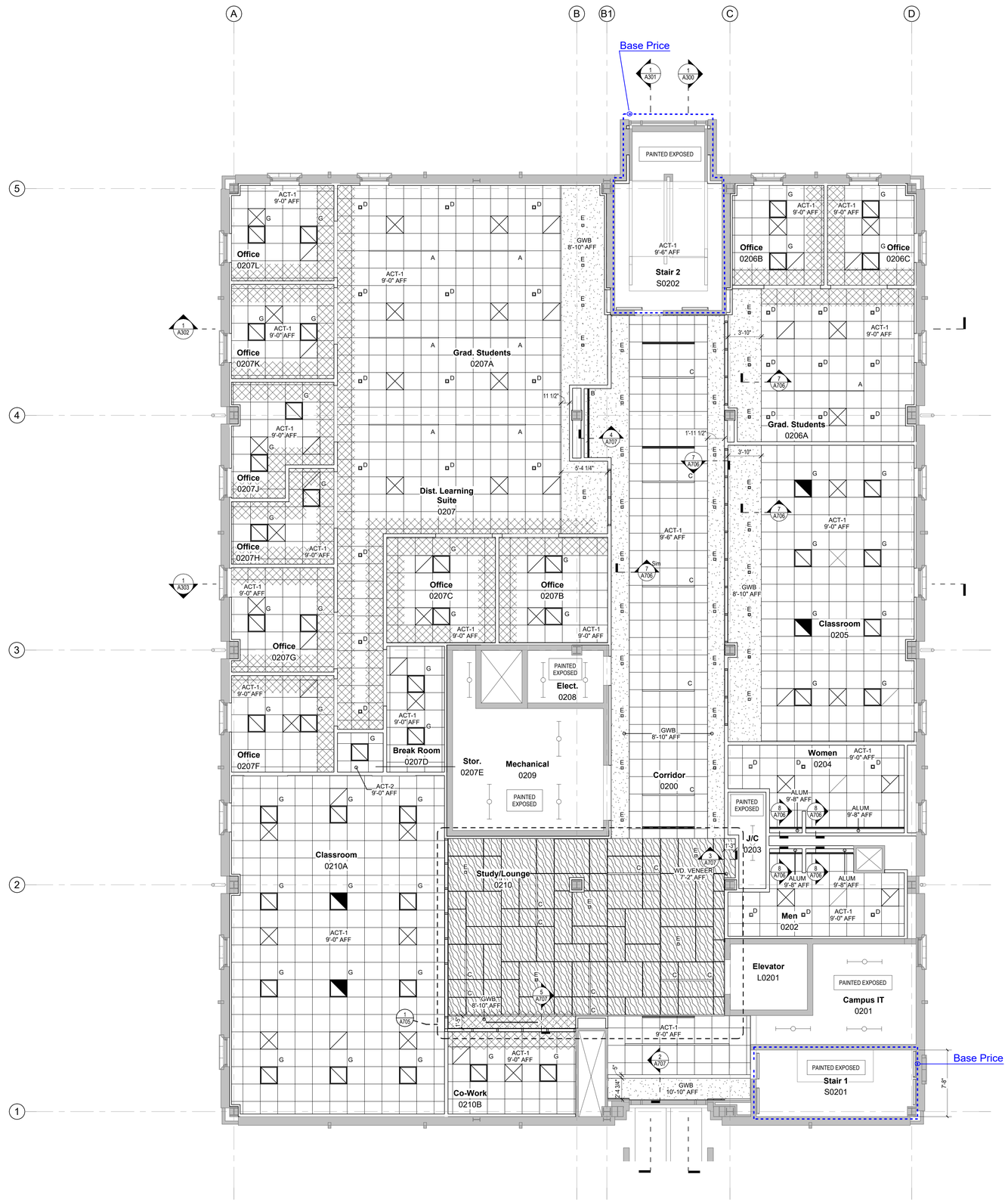

N 1 Second Floor - Reflected Ceiling Plan - Phase 2 Alternate 2nd Floor
3/16" = 1'-0"

REFLECTED CEILING - PLAN LEGEND

- **ACT-1** - ACOUSTICAL CEILING TILE, SEE FINISH SCHEDULE
- **ACT-2** - ACOUSTICAL CEILING TILE, SEE FINISH SCHEDULE
- **AWPC-1** - ACOUSTICAL WOOD PANEL CEIILING, SEE FINISH SCHEDULE
- **AWPC-2** - ACOUSTICAL WOOD PANEL CEILING, SEE FINISH SCHEDULE *(BASE BID)*
- PAINTED GYPSUM
- OPEN TO STRUCTURE ABOVE
- -SOUND ATTENUATION BATTS IN ROOMS NOTED TO RECEIVE SAB. PROVIDE CONTINUOUS 2' BAND OF INSULATION AT WALLS SHOWN
- LINEAR GRID-MOUNT LIGHT FIXTURE (A), LENGTH VARIES
- CURTAIN COVE LIGHT (B), LENGTH VARIES
- LINEAR RECESSED LIGHT FIXTURE (C), LENGTH VARIES
- 4" SQUARE RECESSED DOWNLIGHT (D)
- 2" SQUARE RECESSED DOWNLIGHT (E)
- 4" SURFACE-MOUNTED CYLINDER LIGHT FIXTURE (F)
- UTILITY LIGHT FIXTURE
- SURFACE-MOUNTED STAIRWELL LIGHTING FIXTURE
- EMERGENCY 2X2 LED LIGHT FIXTURE (G)
- 2X2 LED LIGHT FIXTURE (G)
- SUPPLY AIR DIFFUSER
- RETURN AIR GRILLE
- EXHAUST AIR GRILLE
- SLOT AIR DIFFUSER

THESE DRAWINGS AND RENDERINGS ARE INSTRUMENTS OF SERVICE. THE DRAWINGS AND ASSOCIATED COPIES THEREOF INCLUDING ELECTRONIC MEDIA STORED FILES ARE THE PROPERTY OF ALW. THEIR USE AND REPRODUCTION ARE RESTRICTED FOR ANY PURPOSE EXCEPT BY WRITTEN AGREEMENT WITH ALW. ALL RIGHTS RESERVED. PROHIBITED: THIS COPYRIGHT NOTIFICATION SHALL REMAIN ON ANY REPRODUCTION EXCEPT ON DRAWINGS EXECUTED FOR CONSTRUCTION ON THIS BUILDING. ANY PART OF THIS DOCUMENT AND SHALL NOT BE REMOVED FROM THESE BOARDS

PHASE:	DRAWN:	REVIEWED:	DATE:	ID:	REVISION:	DRAWN:	REVIEWED:	DATE:
SCHEMATIC DESIGN	ABEE	R. LEWIS	04-15-2024					
DESIGN DEVELOPMENT	ABEE	R. LEWIS	06-26-2024					
50% CONSTRUCTION DOCUMENTS	ABEE	R. LEWIS	10-18-2025					
DEMOLITION PACKAGE	ABEE	R. LEWIS	03-10-2026					
100% CONSTRUCTION DOCUMENTS	ABEE	R. LEWIS	06-19-2026					

FSU

Client: Florida State University
Tallahassee, Florida

Job Title: Kellogg Building Remodeling Phase 2, Volume (3 of 3)

Consultant:

Project #: 22470
Phase: 100% Construction Documents

Seal:

ALW

Architects Lewis + Whitlock
206 West Virginia St.
Tallahassee, Florida 32301
850.942.1718
www.think3d.net

Description: Second Floor Reflected Ceiling Plan

Sheet No.: A702

6/19/2026 5:17:07 PM

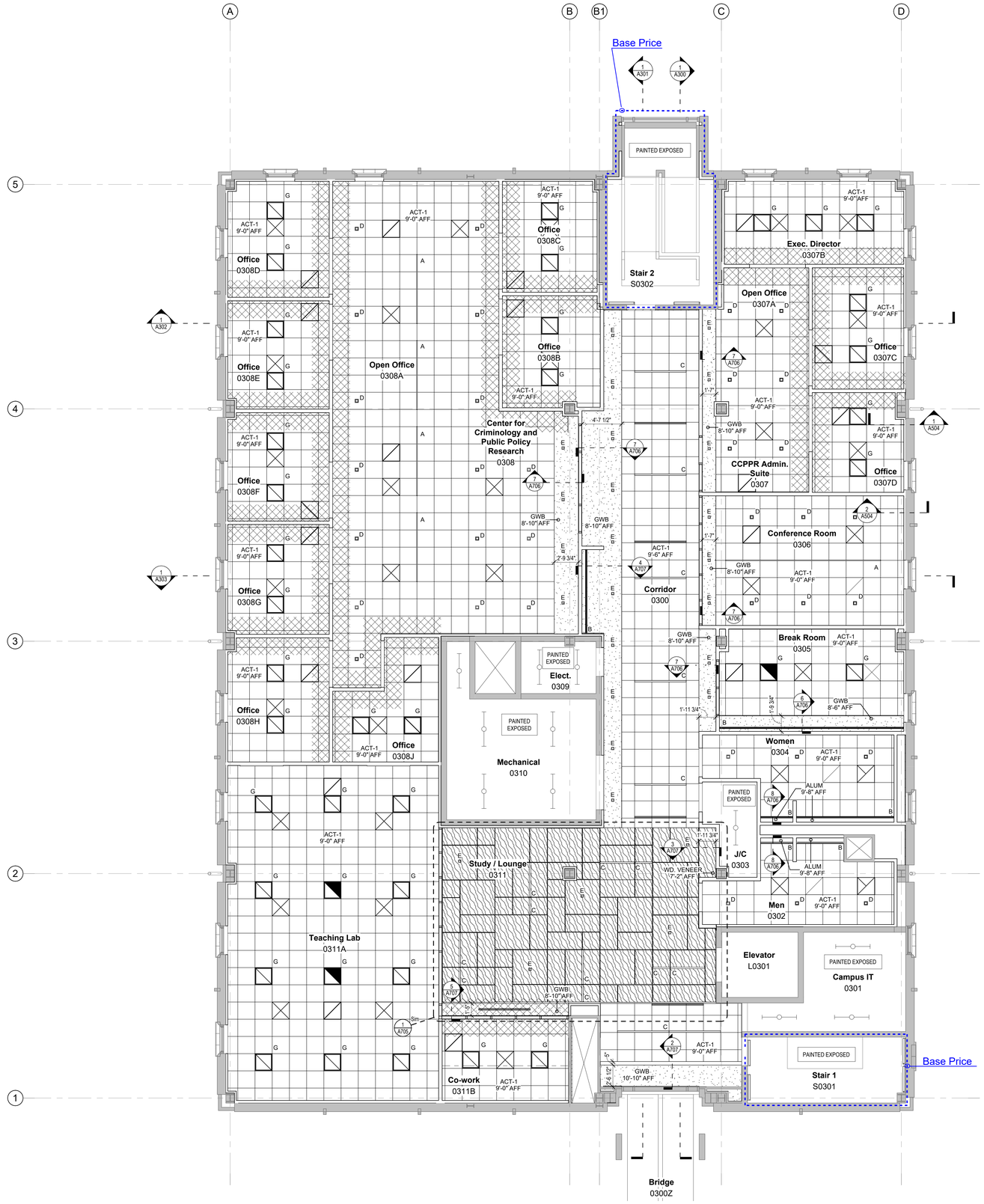

N 1 Third Floor - Reflected Ceiling Plan - Phase 2
3/16" = 1'-0"

Alternate 3rd Floor

REFLECTED CEILING - PLAN LEGEND

- **ACT-1** - ACOUSTICAL CEILING TILE, SEE FINISH SCHEDULE
- **ACT-2** - ACOUSTICAL CEILING TILE, SEE FINISH SCHEDULE
- **AWPC-1** - ACOUSTICAL WOOD PANEL CEILING, SEE FINISH SCHEDULE
- **AWPC-2** - ACOUSTICAL WOOD PANEL CEILING, SEE FINISH SCHEDULE *(BASE BID)*
- PAINTED GYPSUM
- OPEN TO STRUCTURE ABOVE
- -SOUND ATTENUATION BATTS IN ROOMS NOTED TO RECEIVE SAB, PROVIDE CONTINUOUS 2' BAND OF INSULATION AT WALLS SHOWN
- LINEAR GRID-MOUNT LIGHT FIXTURE (A), LENGTH VARIES
- CURTAIN COVE LIGHT (B), LENGTH VARIES
- LINEAR RECESSED LIGHT FIXTURE (C), LENGTH VARIES
- 4" SQUARE RECESSED DOWNLIGHT (D)
- 2" SQUARE RECESSED DOWNLIGHT (E)
- 4" SURFACE-MOUNTED CYLINDER LIGHT FIXTURE (F)
- UTILITY LIGHT FIXTURE
- SURFACE-MOUNTED STAIRWELL LIGHTING FIXTURE
- EMERGENCY 2X2 LED LIGHT FIXTURE (G)
- 2X2 LED LIGHT FIXTURE (G)
- SUPPLY AIR DIFFUSER
- RETURN AIR GRILLE
- EXHAUST AIR GRILLE
- SLOT AIR DIFFUSER

THESE DRAWINGS AND RENDERINGS ARE INSTRUMENTS OF SERVICE. THE DRAWINGS AND ASSOCIATED COPIES THEREOF INCLUDING ELECTRONIC MEDIA STORED FILES ARE THE PROPERTY OF ALW. THEIR USE, REPRODUCTION, PUBLICATION OR DISCLOSURE FOR ANY PURPOSE EXCEPT BY WRITTEN AUTHORIZATION FROM ALW IS EXPRESSLY PROHIBITED. THIS COPYRIGHT NOTIFICATION SHALL REMAIN IN FULL FORCE AND EFFECT ON EACH DRAWING EVEN IF ALTERED OR REMOVED. THIS DOCUMENT AND SHALL NOT BE REMOVED FROM THESE BOUNDARIES

PHASE:	DRAWN:	REVIEWED:	DATE:	ID:	REVISION:	DRAWN:	REVIEWED:	DATE:
SCHEMATIC DESIGN	ABEE	R. LEWIS	04-15-2024					
DESIGN DEVELOPMENT	ABEE	R. LEWIS	09-26-2024					
50% CONSTRUCTION DOCUMENTS	ABEE	R. LEWIS	01-16-2026					
DEMOLITION PACKAGE	ABEE	R. LEWIS	03-19-2026					
100% CONSTRUCTION DOCUMENTS	ABEE	R. LEWIS	06-19-2026					

FSU

Client: Florida State University
Tallahassee, Florida

Consultant:

Job Title: Kellogg Building Remodeling
Phase 2, Volume (3 of 3)

Project #: 22470

Phase: 100% Construction Documents

Seal:

ALW

Architects Lewis + Whitlock
206 West Virginia St.
Tallahassee, Florida 32301
850.942.1718
www.think3d.net

Description:
Third Floor Reflected Ceiling Plan

Sheet No.:
A703

6/19/2026 5:17:08 PM

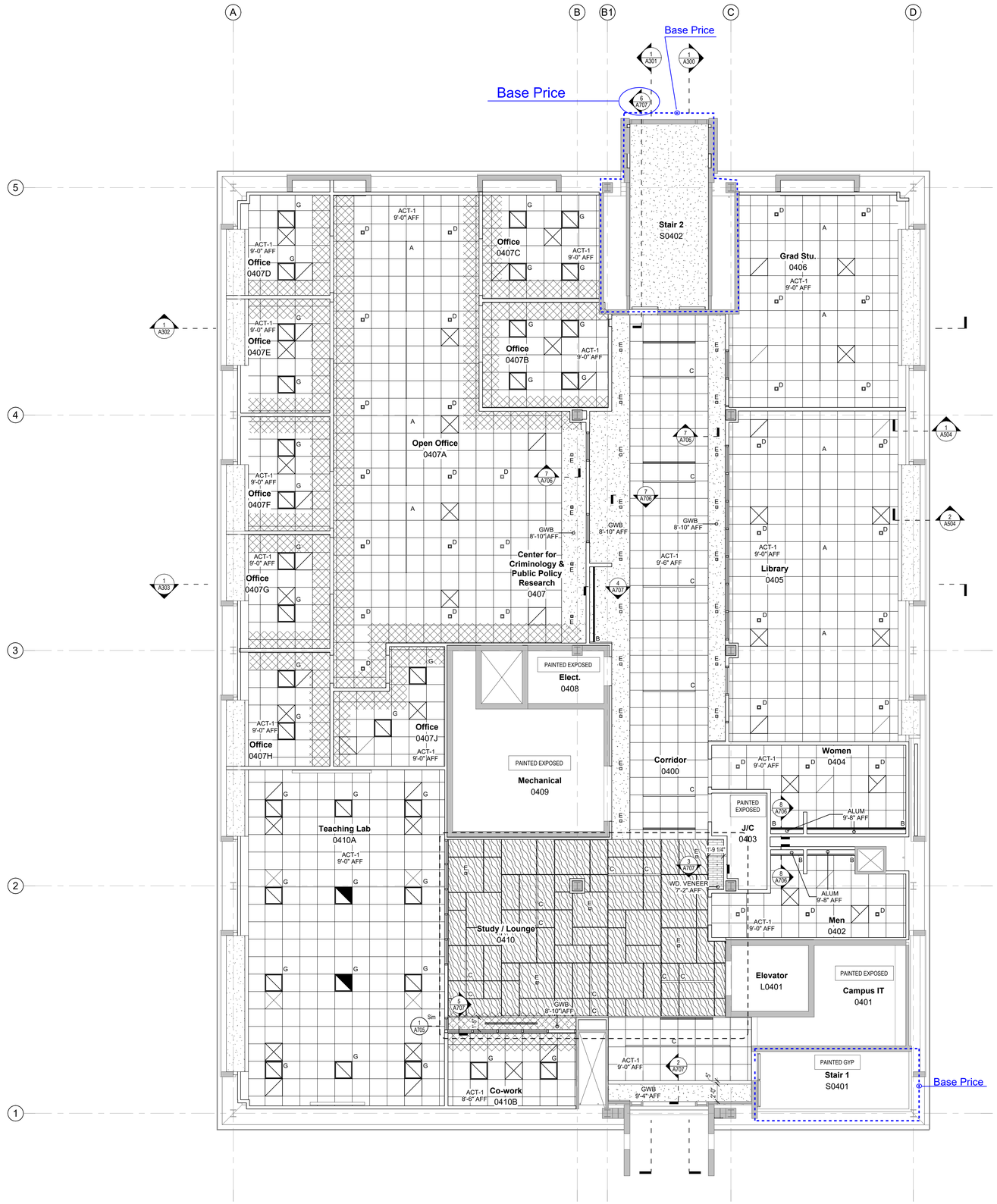

N 1 Fourth Floor - Reflected Ceiling Plan - Phase 2 Alternate 4th Floor
3/16" = 1'-0"

REFLECTED CEILING - PLAN LEGEND

- **ACT-1** - ACOUSTICAL CEILING TILE, SEE FINISH SCHEDULE
- **ACT-2** - ACOUSTICAL CEILING TILE, SEE FINISH SCHEDULE
- **AWPC-1** - ACOUSTICAL WOOD PANEL CEILING, SEE FINISH SCHEDULE
- **AWPC-2** - ACOUSTICAL WOOD PANEL CEILING, SEE FINISH SCHEDULE *(BASE BID)*
- PAINTED GYPSUM
- OPEN TO STRUCTURE ABOVE
- -SOUND ATTENUATION BATTS IN ROOMS NOTED TO RECEIVE SAB, PROVIDE CONTINUOUS 2' BAND OF INSULATION AT WALLS SHOWN
- LINEAR GRID-MOUNT LIGHT FIXTURE (A), LENGTH VARIES
- CURTAIN COVE LIGHT (B), LENGTH VARIES
- LINEAR RECESSED LIGHT FIXTURE (C), LENGTH VARIES
- 4" SQUARE RECESSED DOWNLIGHT (D)
- 2" SQUARE RECESSED DOWNLIGHT (E)
- 4" SURFACE-MOUNTED CYLINDER LIGHT FIXTURE (F)
- UTILITY LIGHT FIXTURE
- SURFACE-MOUNTED STAIRWELL LIGHTING FIXTURE
- EMERGENCY 2X2 LED LIGHT FIXTURE (G)
- 2X2 LED LIGHT FIXTURE (G)
- SUPPLY AIR DIFFUSER
- RETURN AIR GRILLE
- EXHAUST AIR GRILLE
- SLOT AIR DIFFUSER

THESE DRAWINGS AND RENDERINGS ARE INSTRUMENTS OF SERVICE. THE DRAWINGS AND ASSOCIATED COPIES THEREOF INCLUDING ELECTRONIC FILES PREPARED OR FILES ARE THE PROPERTY OF ALW. THEIR USE, REPRODUCTION OR DISTRIBUTION FOR ANY PURPOSE EXCEPT BY WRITTEN AGREEMENT WITH ALW IS STRICTLY PROHIBITED. THIS COPYRIGHT NOTIFICATION EACH DRAWING EXHIBIT OR RENDERING ON THIS DOCUMENT AND SHALL NOT BE REMOVED FROM THESE BOARDS

PHASE:	DRAWN:	REVIEWED:	DATE:	ID:	REVISION:	DRAWN:	REVIEWED:	DATE:
SCHEMATIC DESIGN	ABEE	R. LEWIS	04-15-2024					
DESIGN DEVELOPMENT	ABEE	R. LEWIS	05-28-2024					
50% CONSTRUCTION DOCUMENTS	ABEE	R. LEWIS	09-13-2025					
DEMOLITION PACKAGE	ABEE	R. LEWIS	03-10-2026					
100% CONSTRUCTION DOCUMENTS	ABEE	R. LEWIS	06-19-2026					

FSU

Client: Florida State University
Tallahassee, Florida

Job Title: Kellogg Building Remodeling Phase 2, Volume (3 of 3)

Consultant:

Project #: 22470
Phase: 100% Construction Documents

Seal:

ALW

Architects Lewis + Whitlock
206 West Virginia St.
Tallahassee, Florida 32301
850.942.1718
www.think3d.net

Description:
Fourth Floor Reflected Ceiling Plan

Sheet No.:
A704

6/19/2026 5:17:09 PM

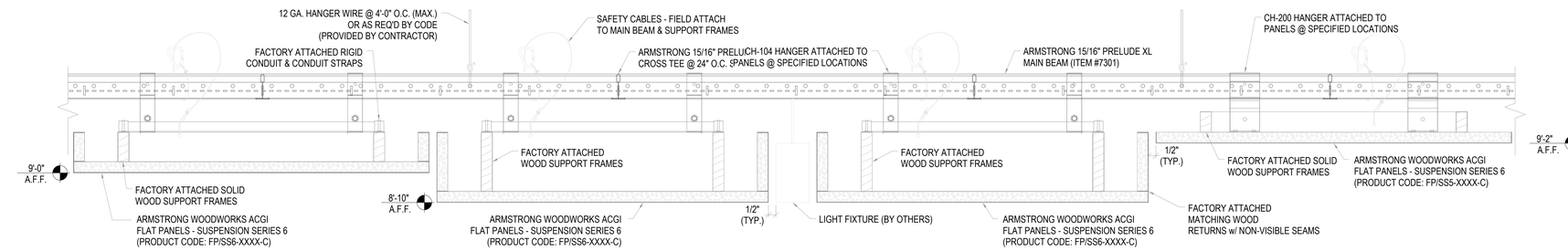

NOTE: DETAILS REPRESENT BASIS OF DESIGN PRODUCTS.
SUBSTITUTIONS WITH EQUAL PRODUCTS ARE ACCEPTABLE.

2 Acoustical Wood Panel Ceiling (AWPC-2) Details
NOT TO SCALE

Alternate 2nd Floor includes AWPC-2. A different alternate changes the 2nd Floor AWPC-2 to "Tech-Zone".

Alternate 3rd Floor includes AWPC-2. A different alternate changes the 3rd Floor AWPC-2 to "Tech-Zone".

Alternate 4th Floor includes AWPC-2. A different alternate changes the 4th Floor AWPC-2 to "Tech-Zone".

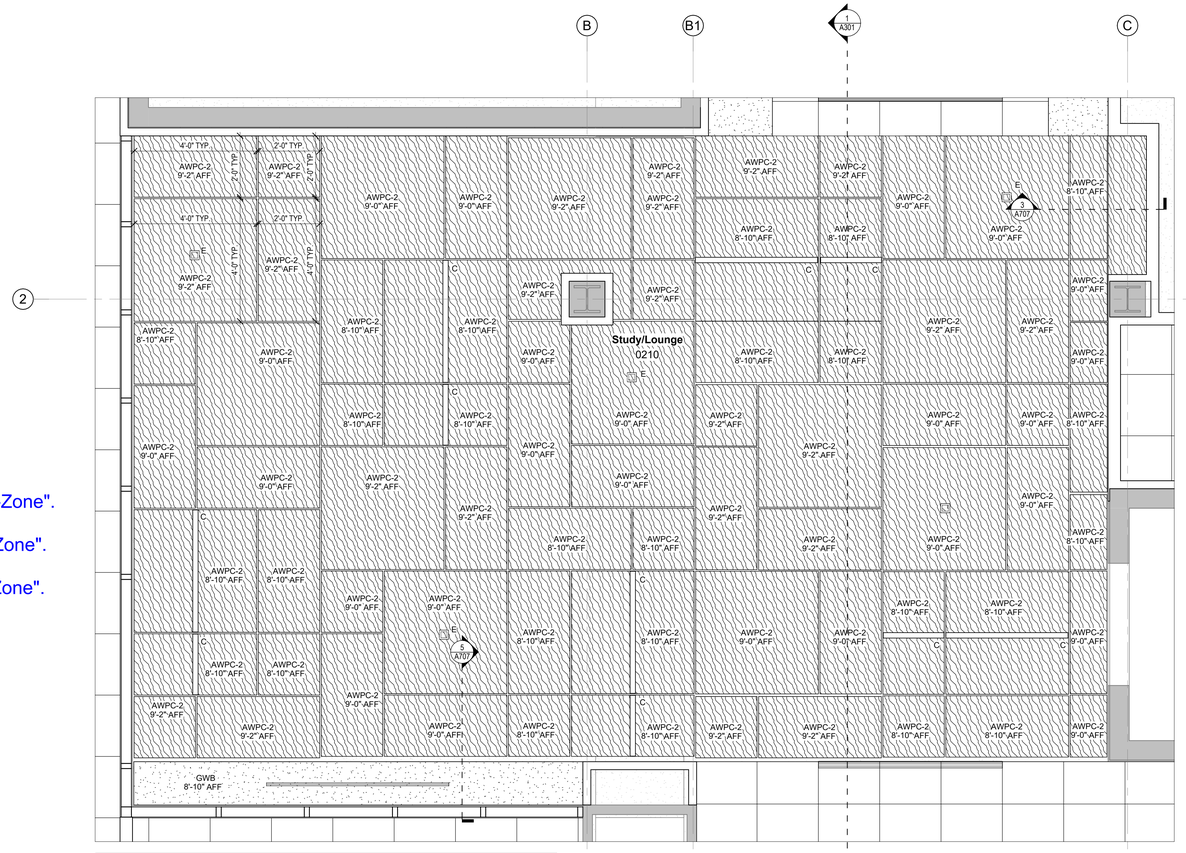

NOTE: ALTERNATE BID SYSTEM SHALL BE SIMILAR PANEL SIZING AND PATTERN.
BOD: ARMSTRONG TECHZONE WITH ULTIMA BEVELED TEGULAR 9/16 FIELD PANELS

Alternate 2nd Floor, Alternate 3rd Floor, Alternate 4th Floor

1 Enlarged Second Floor RCP - Study Lounge/Elevator Lobby (Third and Fourth Floors SIM) - ~~BASE BID~~
1/2" = 1'-0"

THESE DRAWINGS AND RENDERINGS ARE INSTRUMENTS OF SERVICE. THE DRAWINGS AND ASSOCIATED COPIES THEREOF INCLUDING ELECTRONIC MEDIA RENDERED FILES ARE THE PROPERTY OF ALW. THEIR USE AND REPRODUCTION ARE RESTRICTED FOR ANY PURPOSE EXCEPT BY WRITTEN AGREEMENT WITH ALW. ALL OTHER USES ARE PROHIBITED. THIS COPYRIGHT NOTIFICATION SHALL REMAIN ON ALL REPRODUCTIONS OF ANY DRAWING EXHIBIT OR RENDERING IN THIS DOCUMENT AND SHALL NOT BE REMOVED FROM THESE DOCUMENTS

ID:	REVISION:	DATE:	DRAWN:	REVIEWED:

PHASE:	DATE:	DRAWN:	REVIEWED:
SCHEMATIC DESIGN		ABBE	R. LEWIS
DESIGN DEVELOPMENT	04-15-2024	ABBE	R. LEWIS
50% CONSTRUCTION DOCUMENTS	06-26-2024	ABBE	R. LEWIS
DEMOLITION PACKAGE	03-10-2026	ABBE	R. LEWIS
100% CONSTRUCTION DOCUMENTS	06-19-2026	ABBE	R. LEWIS

FSU

Client: Florida State University
Tallahassee, Florida

Job Title: Kellogg Building Remodeling
Phase 2, Volume (3 of 3)

Consultant:

Project #: 22470
Phase: 100% Construction Documents

Seal:

ALW

Architects Lewis + Whitlock
206 West Virginia St.
Tallahassee, Florida 32301
850.942.1718
www.think3d.net

Description:
Enlarged RCP's

Sheet No.:
A705

6/19/2026 5:17:10 PM

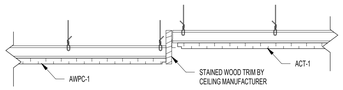

9 Reception 0105A RCP Detail
1 1/2" = 1'-0"

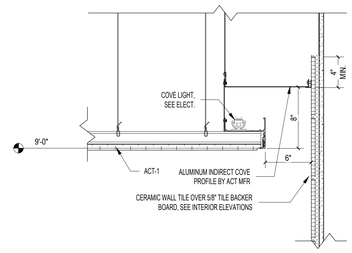

8 Cove Light at Restrooms
1 1/2" = 1'-0"

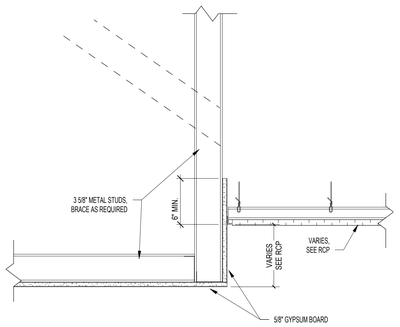

7 ACT to GWB Transition
1 1/2" = 1'-0"

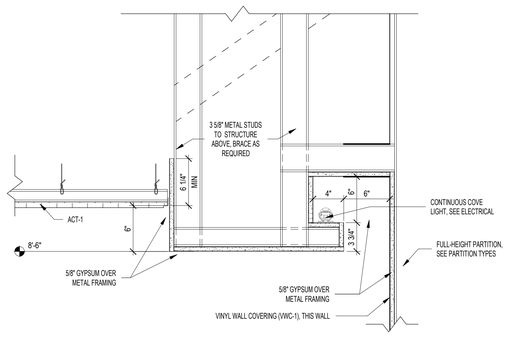

6 Cove Light Detail at Break Rooms
1 1/2" = 1'-0"

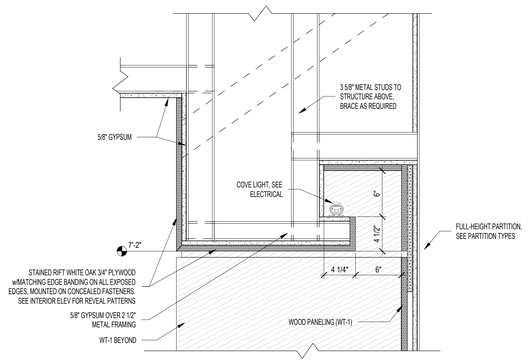

5 Ceiling Detail at Built-in Bench - First Floor
1 1/2" = 1'-0"

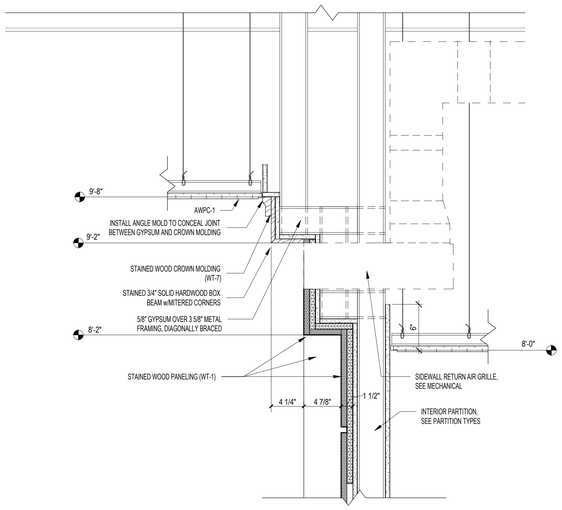

4 Head Wall Detail at Transformative Teaching Lab
1 1/2" = 1'-0"

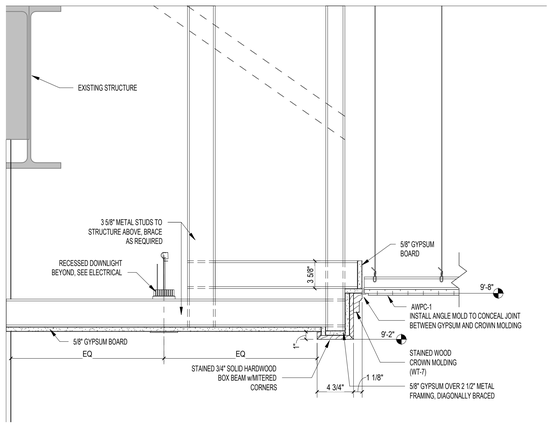

3 Soffit Detail at Transformative Teaching Lab
1 1/2" = 1'-0"

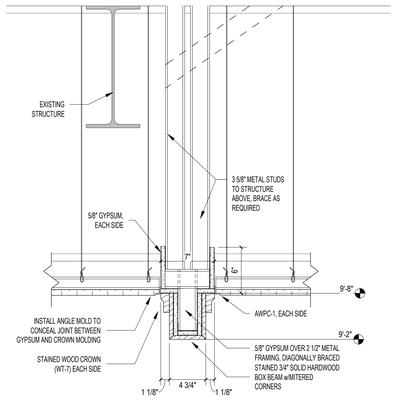

2 Coffer Detail at Transformative Teaching Lab
1 1/2" = 1'-0"

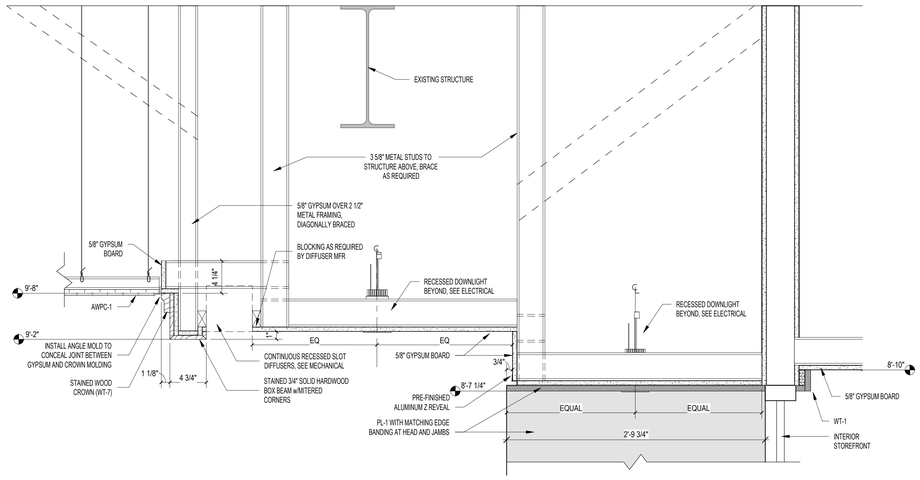

1 Ceiling Detail at Transformative Teaching Lab 0109
1 1/2" = 1'-0"

THESE DRAWINGS AND RENDERINGS ARE INSTRUMENTS OF SERVICE. THE DRAWINGS AND ASSOCIATED COPIES THEREOF INCLUDING ELECTRONIC FILES ("ALW FILES") ARE THE PROPERTY OF ALW. THEIR USE IS RESTRICTED TO THIS PROJECT AND FOR ANY PURPOSE EXCEPT BY WRITTEN AGREEMENT WITH ALW. ALL RIGHTS ARE RESERVED. THIS COPYRIGHT NOTIFICATION SHALL NOT BE REMOVED OR ALTERED. ANY UNAUTHORIZED USE, DISCLOSURE OR REPRODUCTION OF THIS DOCUMENT ARE SHALL NOT BE REMOVED FROM THESE BOARDS

PHASE:	DRAWN:	REVIEWED:	DATE:
SCHEMATIC DESIGN	ABEE	R. LEWIS	04-15-2024
DESIGN DEVELOPMENT	ABEE	R. LEWIS	09-26-2024
50% CONSTRUCTION DOCUMENTS	ABEE	R. LEWIS	03-10-2025
DEMOLITION PACKAGE	ABEE	R. LEWIS	03-10-2026
100% CONSTRUCTION DOCUMENTS	ABEE	R. LEWIS	06-19-2026

ID:	REVISION:	DRAWN:	REVIEWED:	DATE:

FSU

Client: Florida State University
Tallahassee, Florida

Job Title: Kellogg Building Remodeling
Phase 2, Volume (3 of 3)

Consultant:

Project #: 22470
Phase: 100% Construction Documents

Seal:

ALW

Architects Lewis + Whitlock
206 West Virginia St.
Tallahassee, Florida 32301
850.942.1718
www.think3d.net

Description:
RCP Details

Sheet No.:
A706

6/19/2026 5:17:11 PM

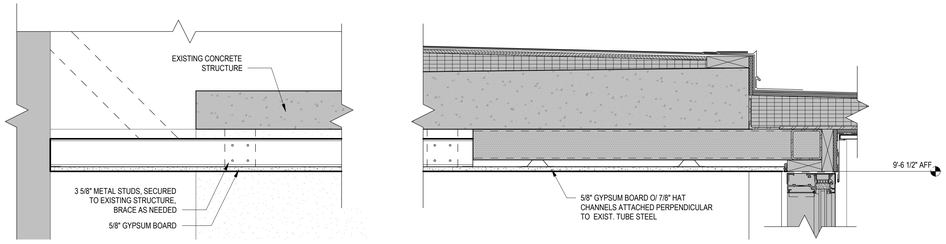

6 Ceiling Detail at North Stair Fourth Floor Base Price
1 1/2" = 1'-0"

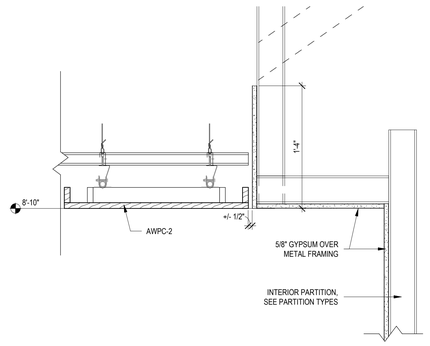

5 Soffit Detail at Study Lounge
1 1/2" = 1'-0"

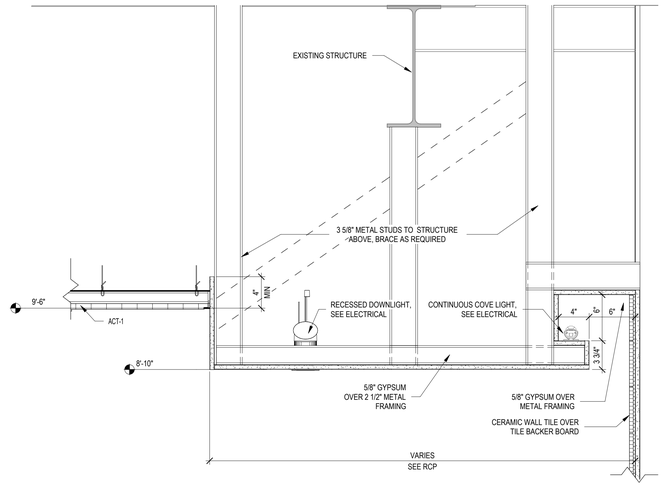

4 Ceiling Detail at Built-In Bench (Typical)
1 1/2" = 1'-0"

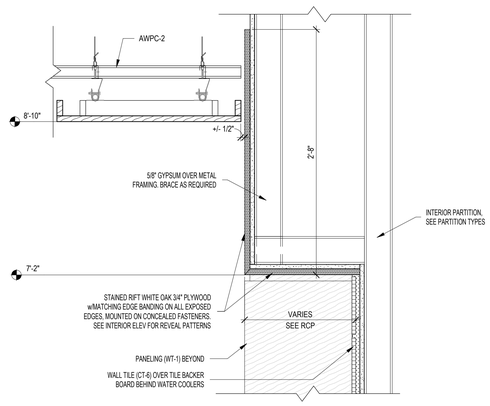

3 Soffit Detail at Water Coolers
1 1/2" = 1'-0"

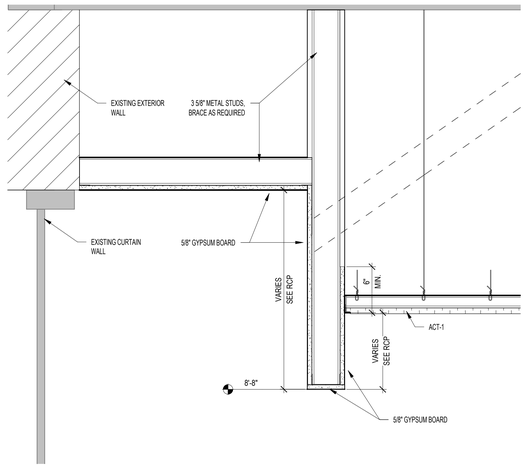

2 GWB to AWC Transition
1 1/2" = 1'-0"

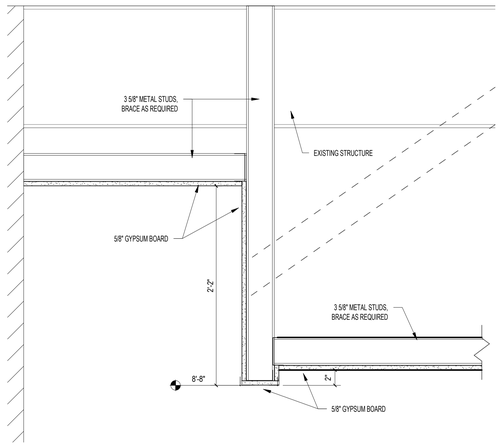

1 GWB to GWB Bulkhead Transition
1 1/2" = 1'-0"

THESE DRAWINGS AND RENDERINGS ARE INSTRUMENTS OF SERVICE. THE DRAWINGS AND ASSOCIATED COPIES THEREOF INCLUDING ELECTRONIC MEDIA RENDERED FILES ARE THE PROPERTY OF ALW. THEIR USE AND REPRODUCTION IS RESTRICTED FOR ANY PURPOSE EXCEPT BY WRITTEN AGREEMENT WITH ALW. ALL RIGHTS ARE PROHIBITED. THIS COPYRIGHT NOTIFICATION EACH DRAWING EXHIBIT OR RENDERING ON THIS DOCUMENT AND SHALL NOT BE REMOVED FROM THESE BOARDS

PHASE:	DRAWN:	REVIEWED:	DATE:
SCHEMATIC DESIGN	ABEE	R. LEWIS	04-15-2024
DESIGN DEVELOPMENT	ABEE	R. LEWIS	05-28-2024
50% CONSTRUCTION DOCUMENTS	ABEE	R. LEWIS	08-16-2025
DEMOLITION PACKAGE	ABEE	R. LEWIS	03-10-2026
100% CONSTRUCTION DOCUMENTS	ABEE	R. LEWIS	06-19-2026

ID:	REVISION:	DRAWN:	REVIEWED:	DATE:

FSU

Client: Florida State University
Tallahassee, Florida

Consultant:

Job Title: Kellogg Building Remodeling
Phase 2, Volume (3 of 3)

Project #: 22470
Phase: 100% Construction Documents

Seal:

ALW

Architects Lewis + Whitlock
206 West Virginia St.
Tallahassee, Florida 32301
850.942.1718
www.think3d.net

Description: RCP Details

Sheet No.: A707

6/19/2026 5:17:11 PM

TYPICAL MOUNTING HEIGHTS

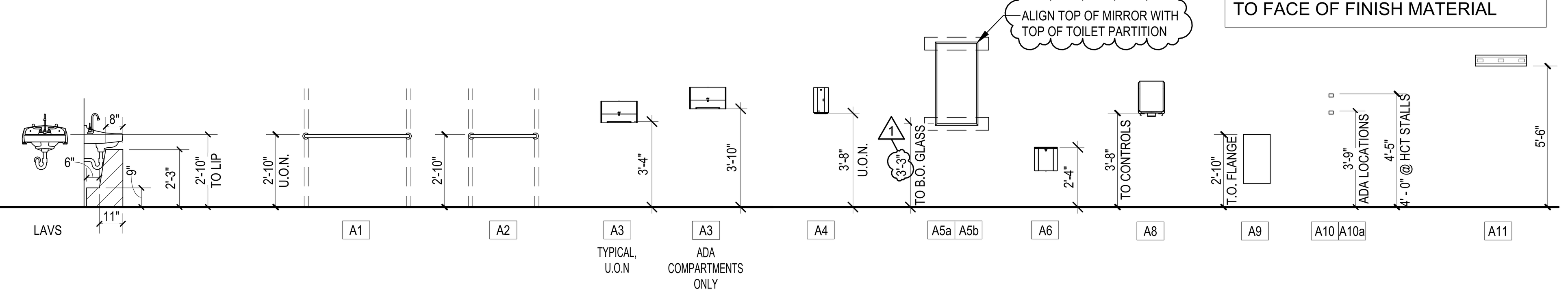

NOTE:
ALL DIMENSIONS INDICATED ARE TO FACE OF FINISH MATERIAL

ACCESSORIES SCHEDULE

A1	42" GRAB BAR, 1 1/2" - BOBRICK - B6806 - SATIN STAINLESS STEEL
A2	36" GRAB BAR, 1 1/2" - BOBRICK - B6806 - SATIN STAINLESS STEEL
A3	TOILET TISSUE DISPENSER - OWNER PROVIDED, CONTRACTOR INSTALLED
A4	SOAP DISPENSER - OWNER PROVIDED, CONTRACTOR INSTALLED
A5a	MIRROR - BOBRICK - B164 BACKLIT LED 27" X 39"
A5b	MIRROR - FRAMELESS w/CONCEALED MOUNTING - 20" X 39"
A6	SANITARY NAPKIN RECEPTACLE - BOBRICK - B9254 - SATIN STAINLESS STEEL
A7	INSULATED UNDER SINK PROTECTIONS - MAINLINE ML102EZ LAV GUARD 2, ONE P-TRAP COVER, TWO ANGLE VALVES AND SUPPLY COVERS
A8	SURFACE-MOUNTED PAPER TOWEL DISPENSER - OWNER PROVIDED - CONTRACTOR INSTALLED
A9	SEMI-RECESSED WASTE RECEPTACLE - BOBRICK B-43644, SATIN STAINLESS STEEL FINISH
A9a	LOOSE WASTE RECEPTACLE - BOBRICK B-2400 33-GAL., SATIN STAINLESS STEEL FINISH
A10	CLOTHES HOOK - BOBRICK - B-9541, SATIN FINISH STEEL
A10a	CLOTHES HOOK - BOBRICK - B-9541, SATIN FINISH STEEL
A11	MOP HOLDER - BOBRICK - B-223 X 24 - SATIN FINISH

NOTE: ALL ACCESSORY BASIS OF DESIGN.
CONFIRM WITH FSU FOR OWNER-PROVIDED ITEMS.

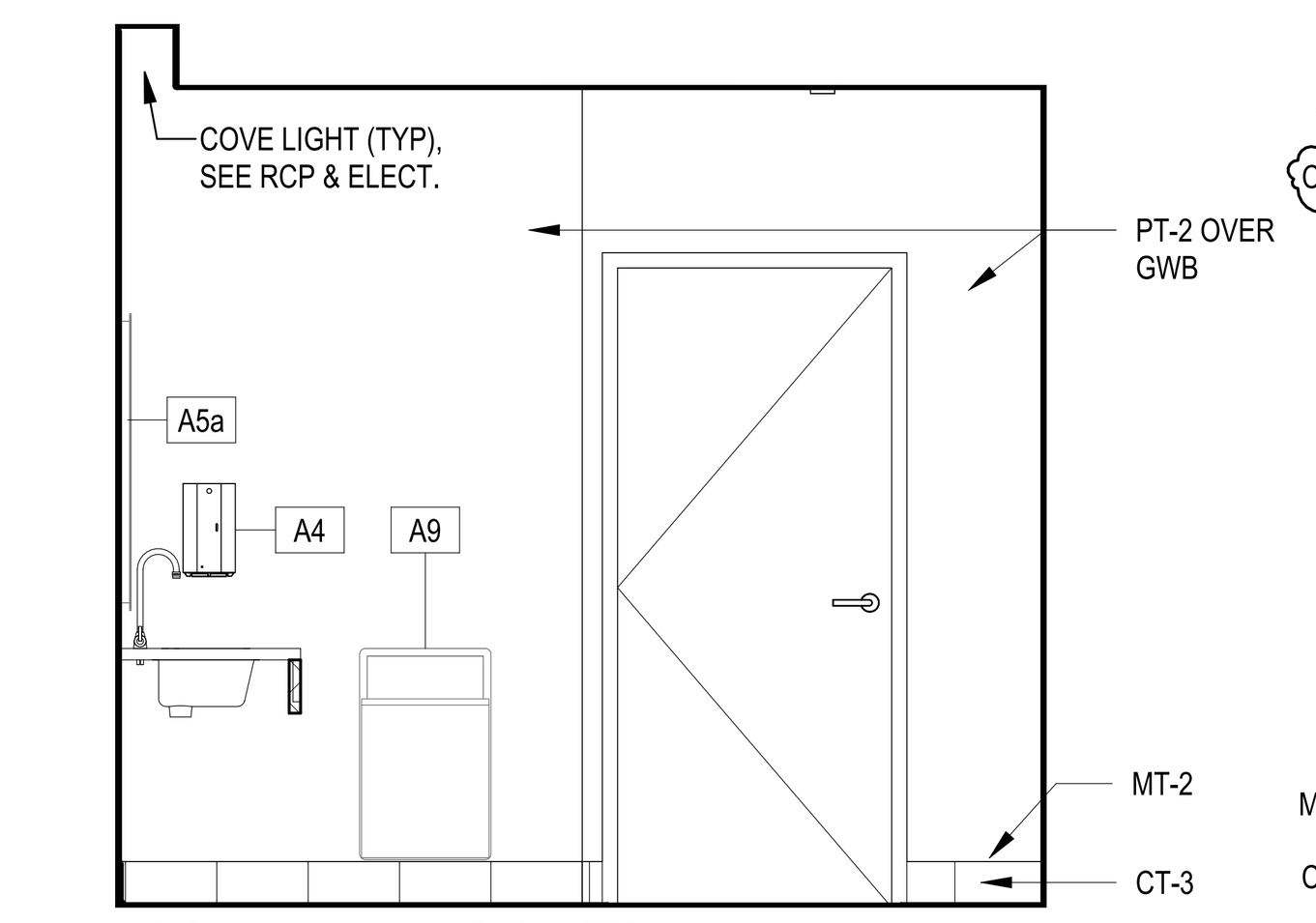

Alternate 4th Floor
31 Fourth - Women RR West
3/8" = 1'-0"

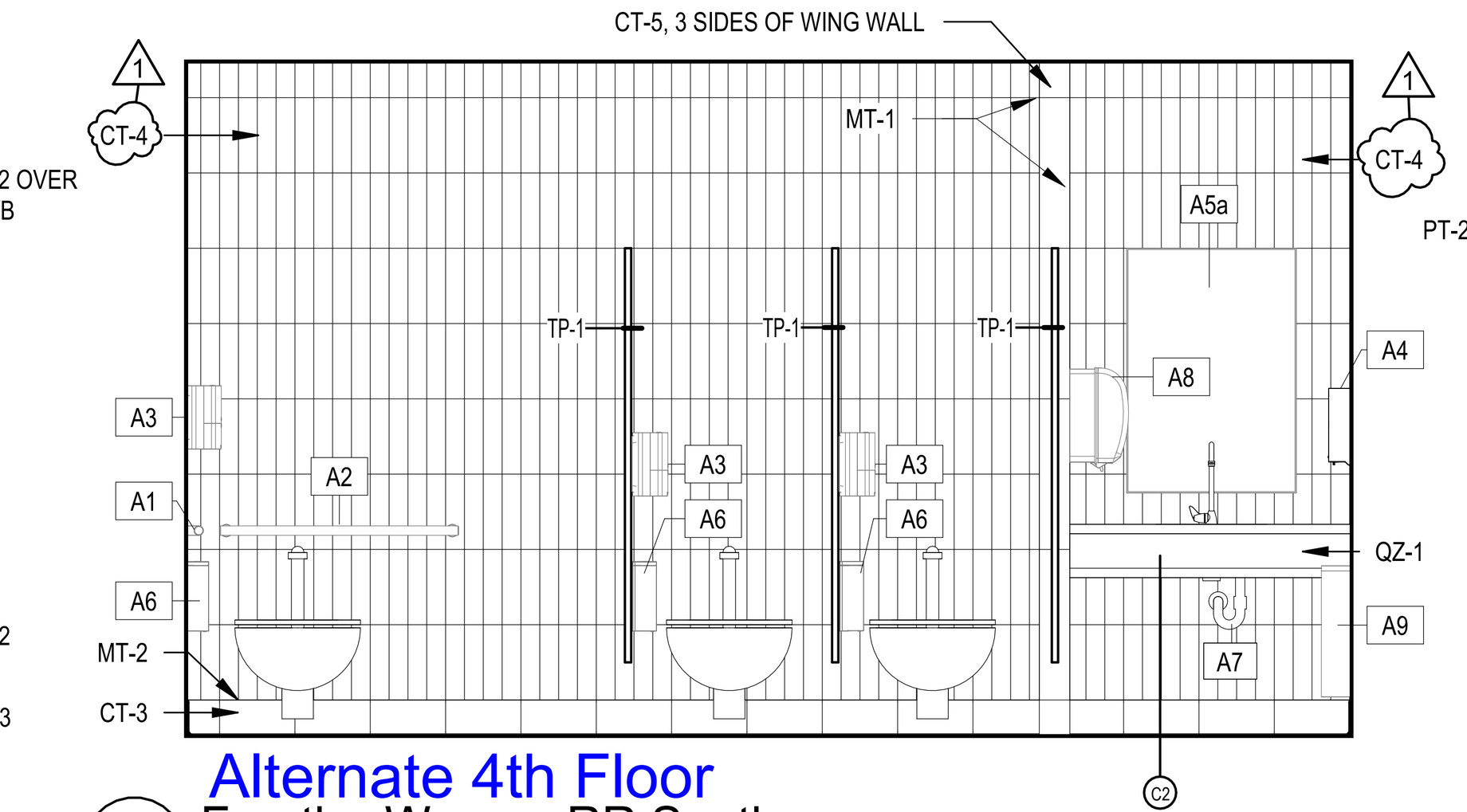

Alternate 4th Floor
30 Fourth - Women RR South
3/8" = 1'-0"

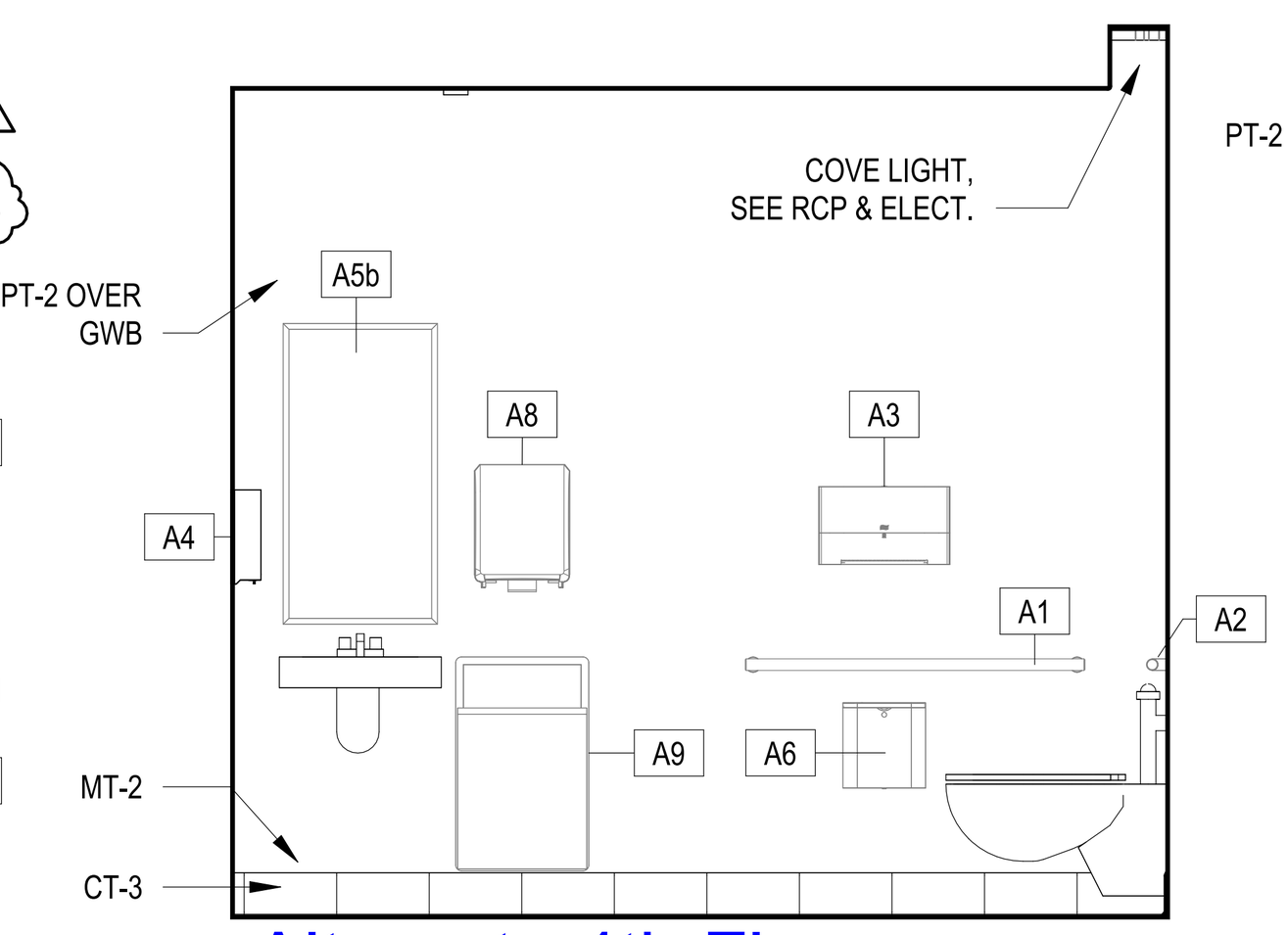

Alternate 4th Floor
29 Fourth - Women RR East
3/8" = 1'-0"

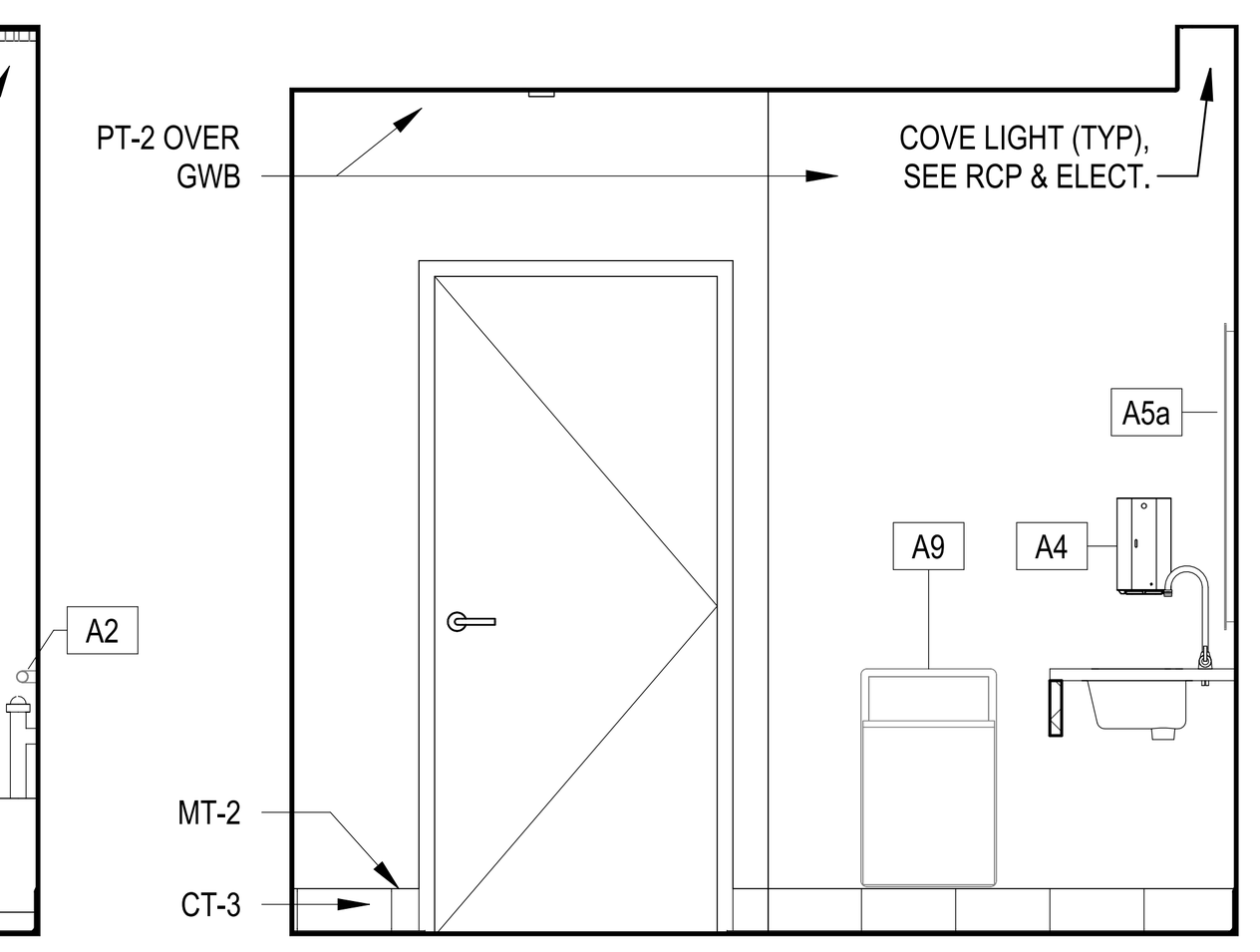

Alternate 4th Floor
28 Fourth - Men RR West
3/8" = 1'-0"

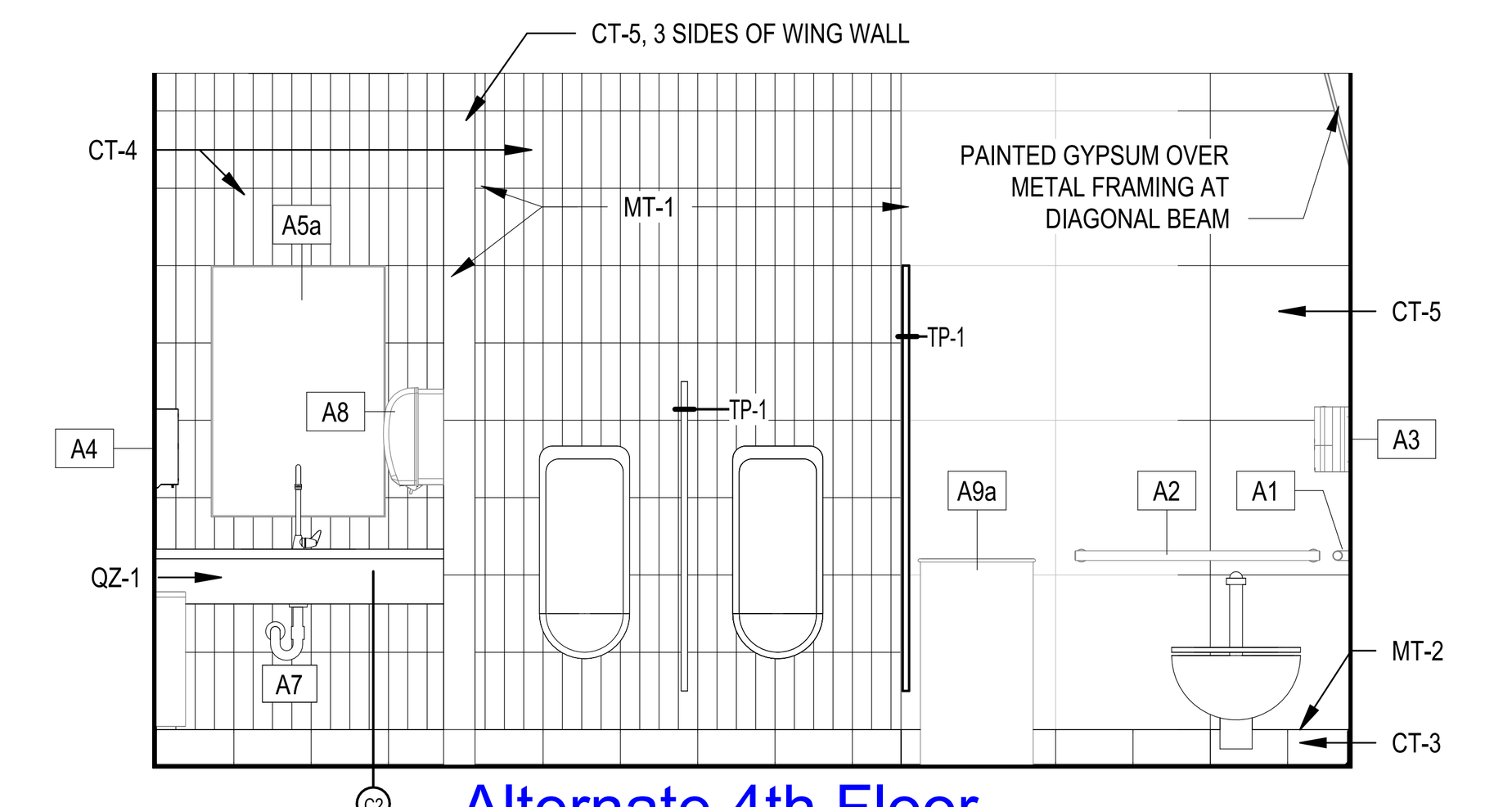

Alternate 4th Floor
27 Fourth - Men RR North
3/8" = 1'-0"

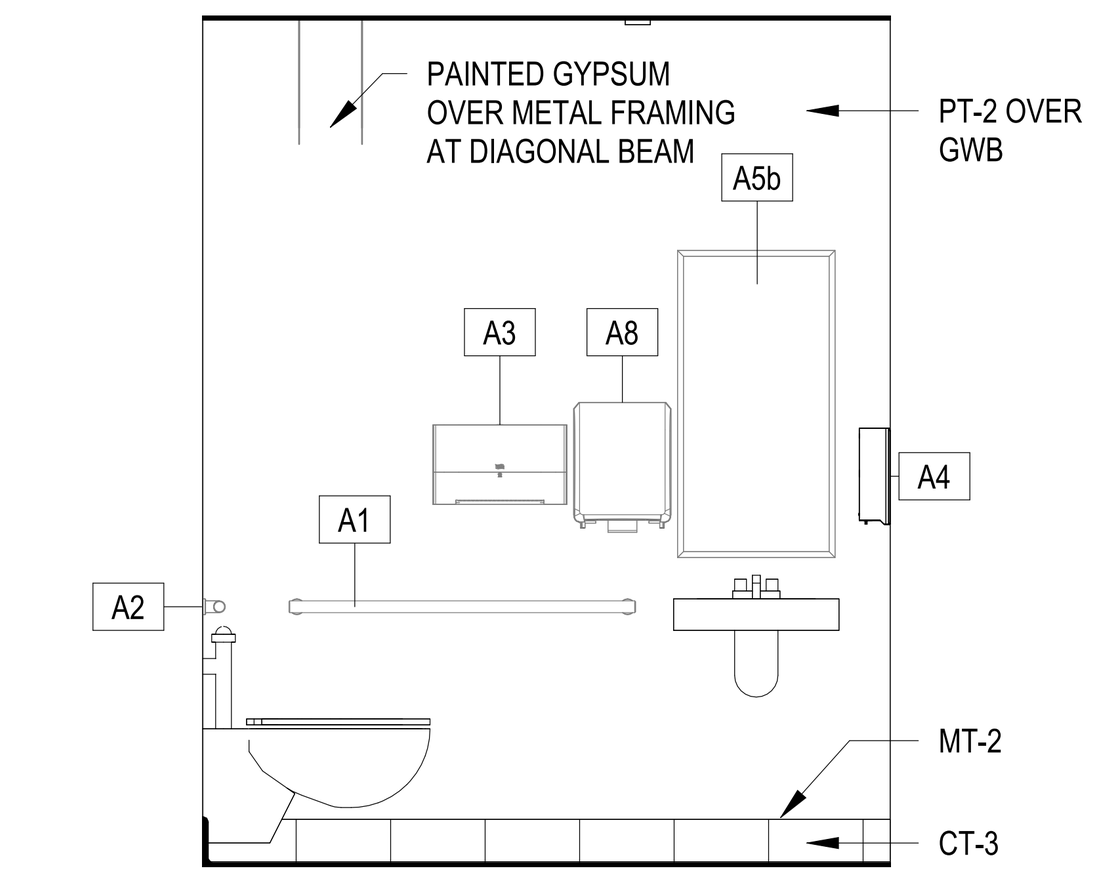

Alternate 4th Floor
26 Fourth - Men RR East
3/8" = 1'-0"

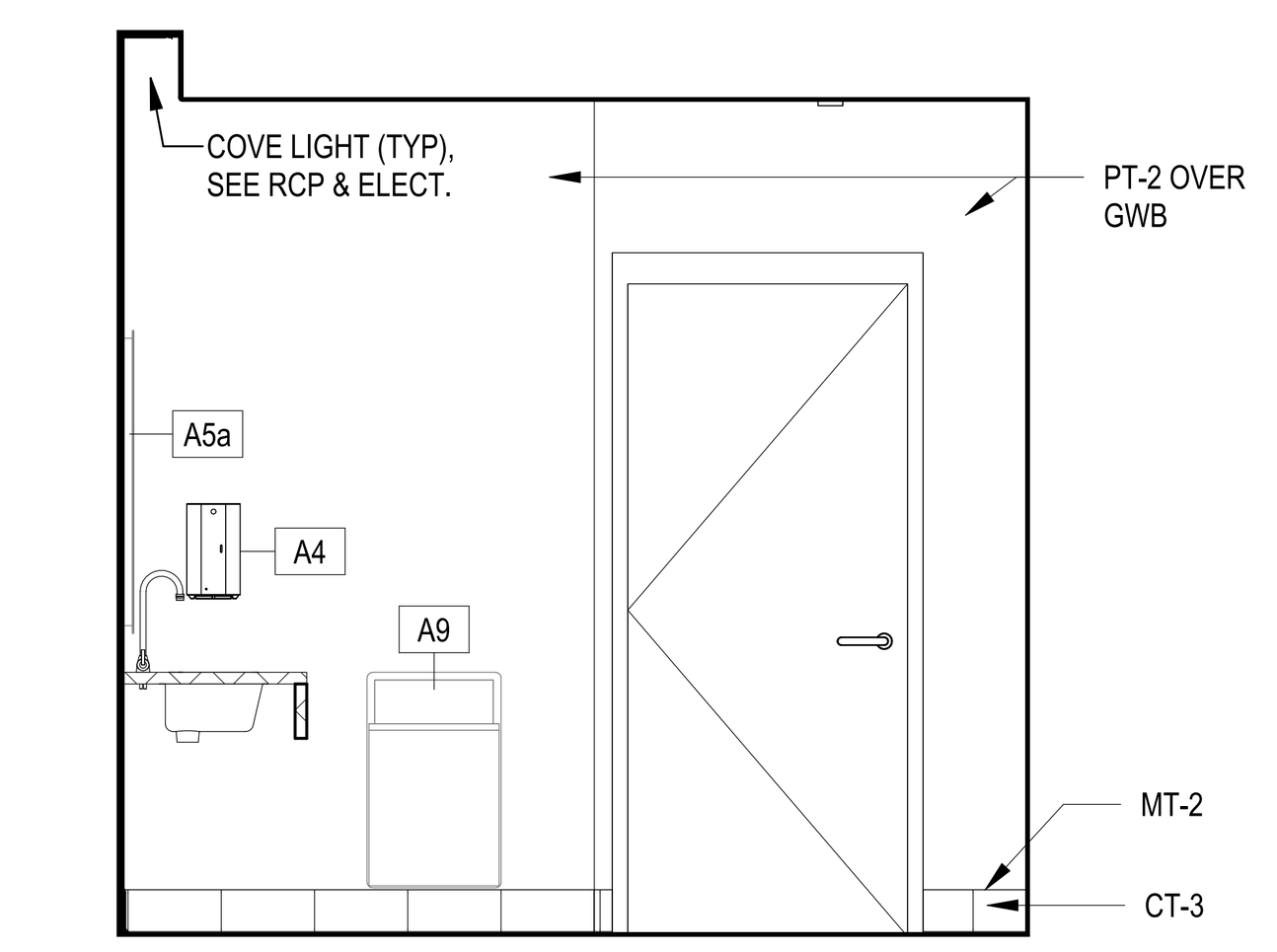

Alternate 3rd Floor
25 Third - Women RR West
3/8" = 1'-0"

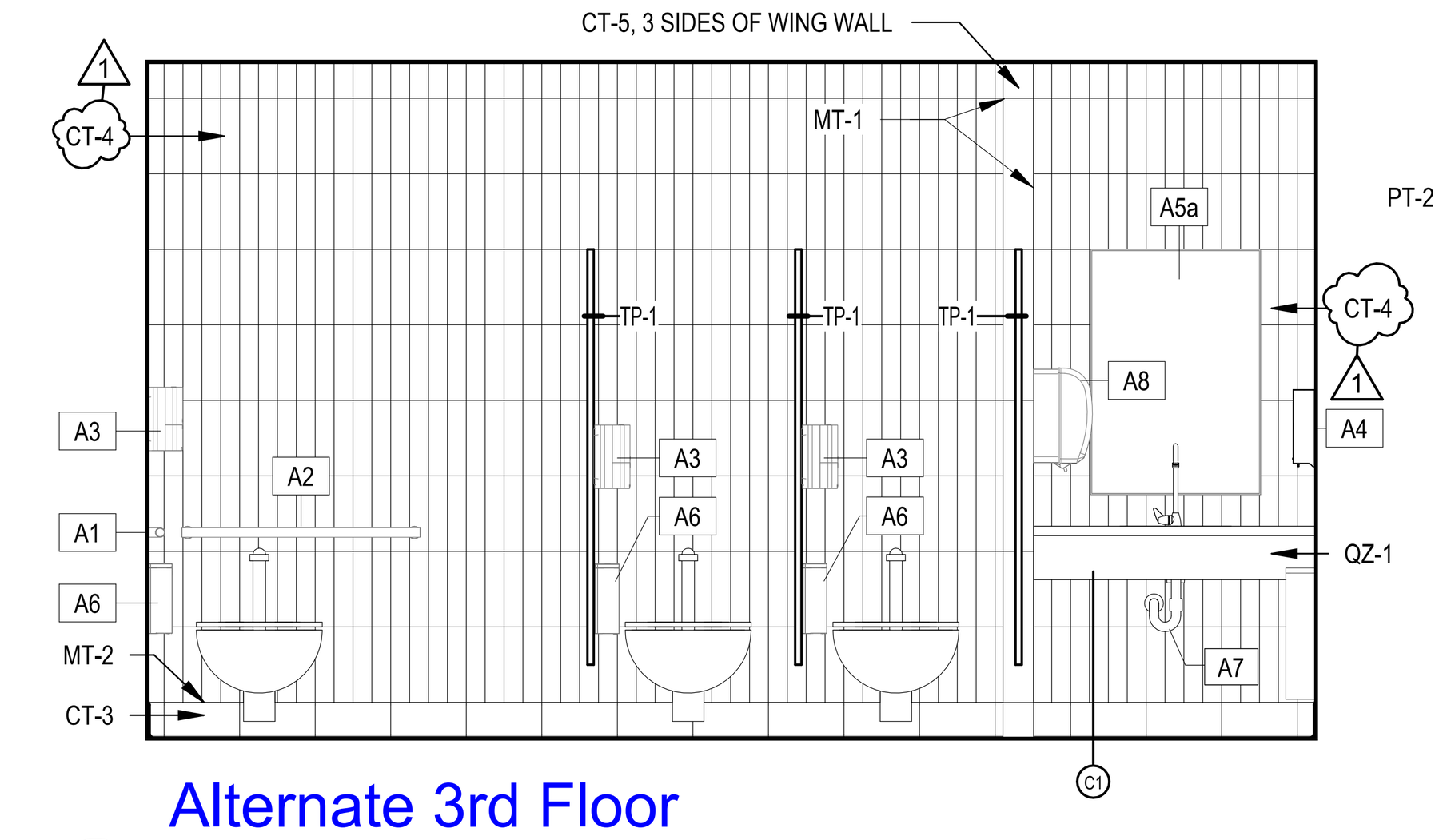

Alternate 3rd Floor
24 Third - Women RR South
3/8" = 1'-0"

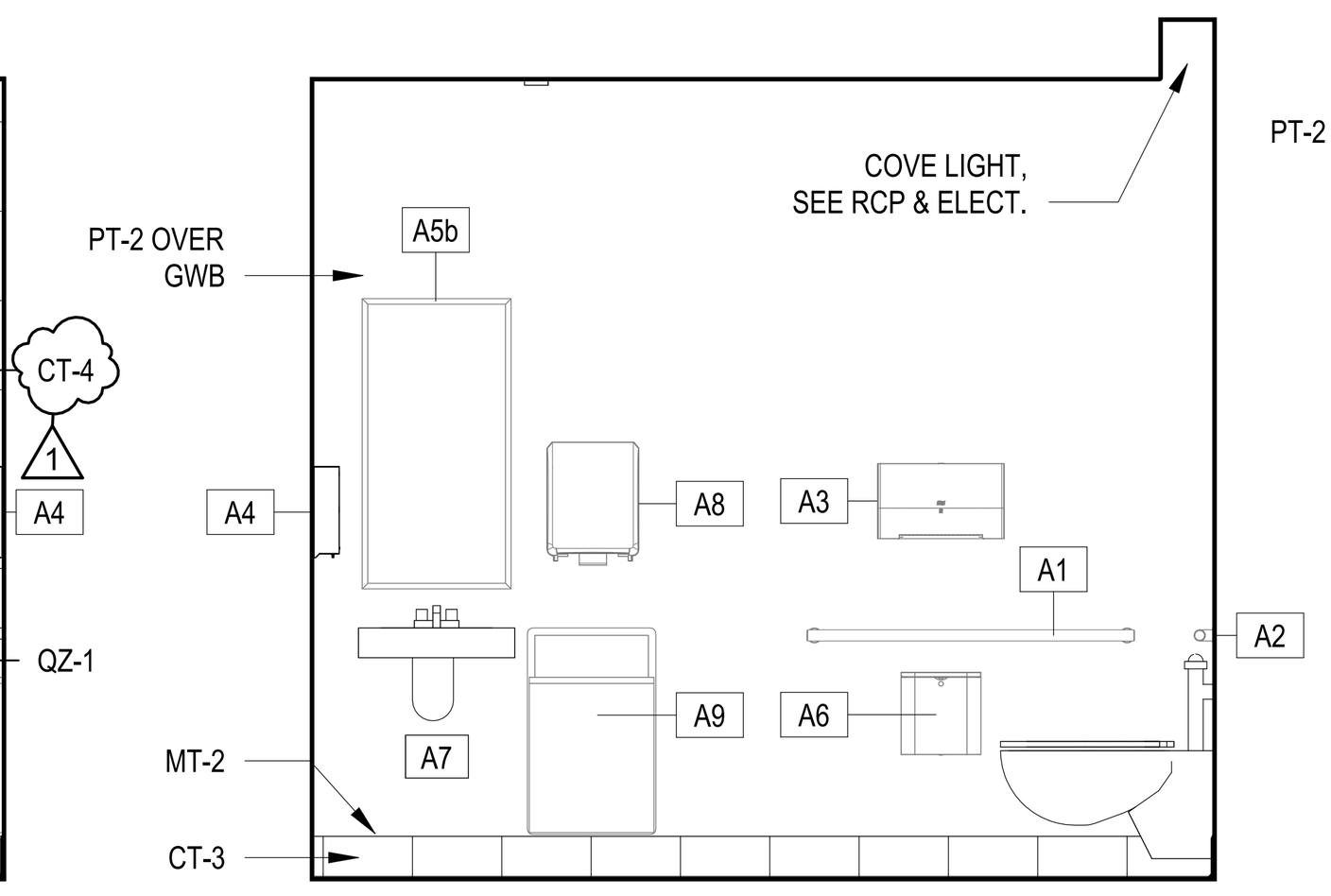

Alternate 3rd Floor
23 Third - Women RR East
3/8" = 1'-0"

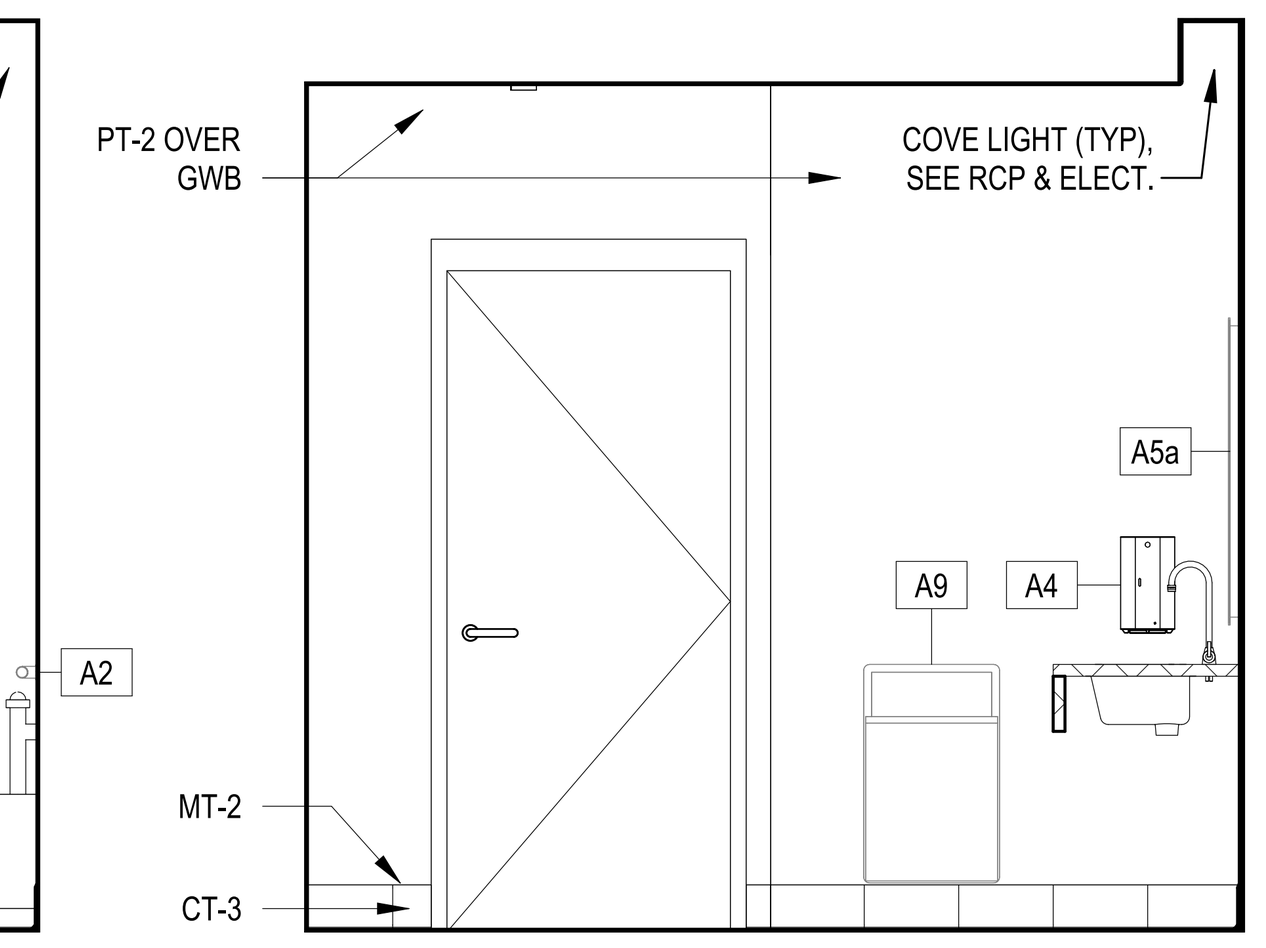

Alternate 3rd Floor
22 Third - Men RR West
3/8" = 1'-0"

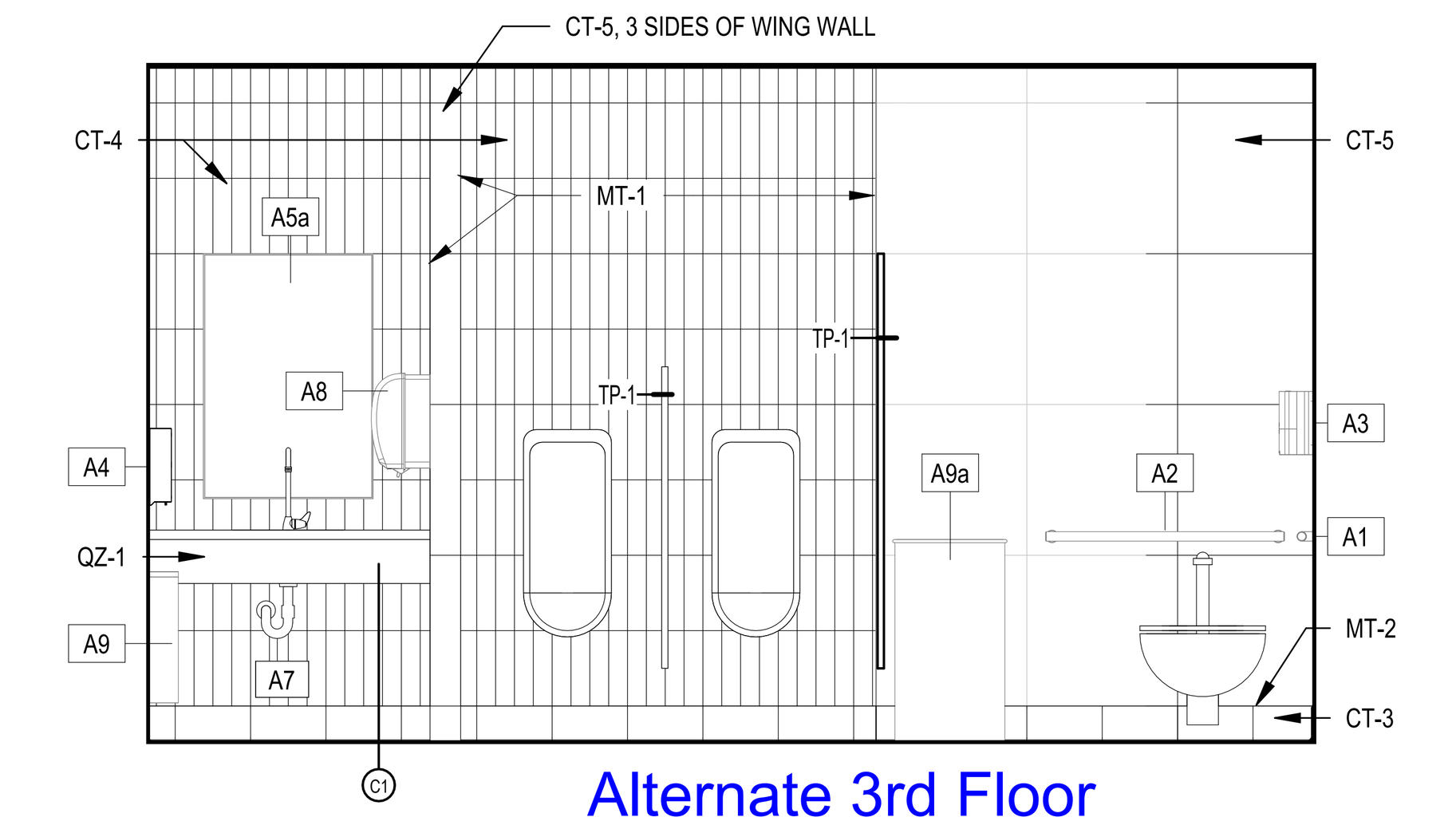

Alternate 3rd Floor
21 Third - Men RR North
3/8" = 1'-0"

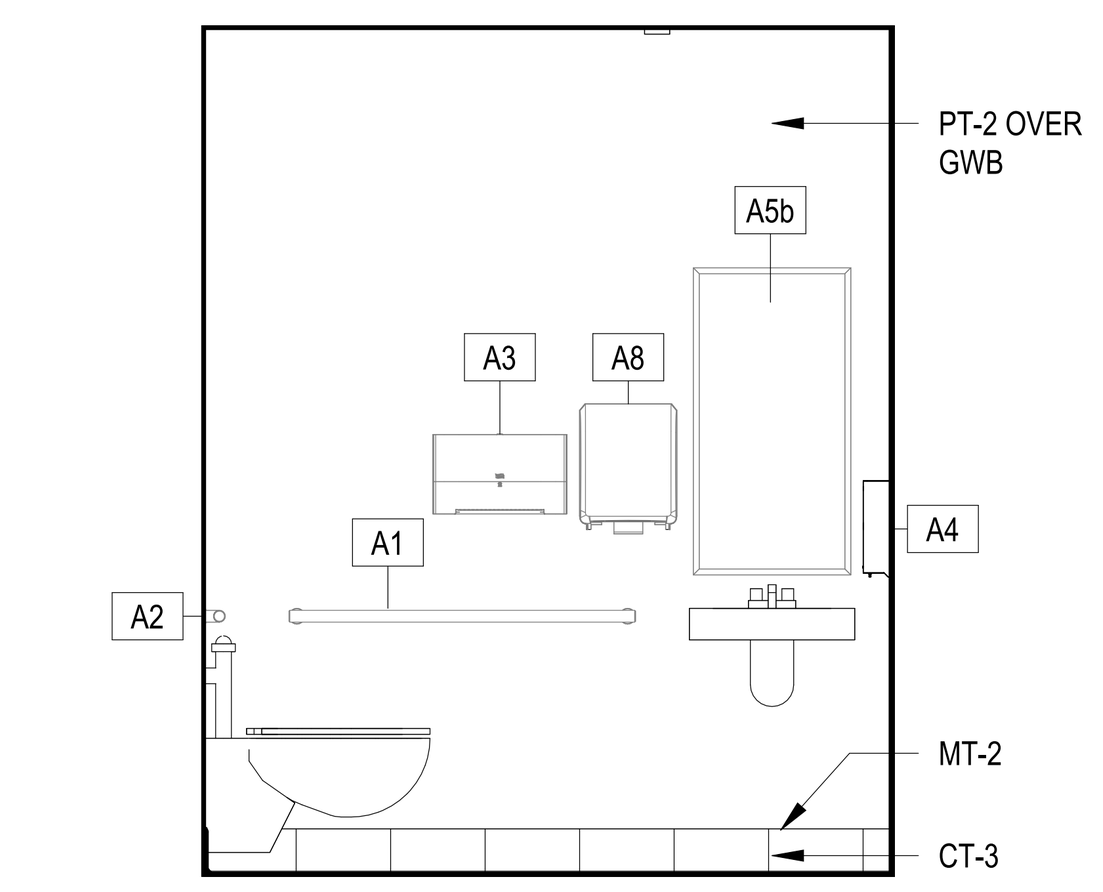

Alternate 3rd Floor
20 Third - Men RR East
3/8" = 1'-0"

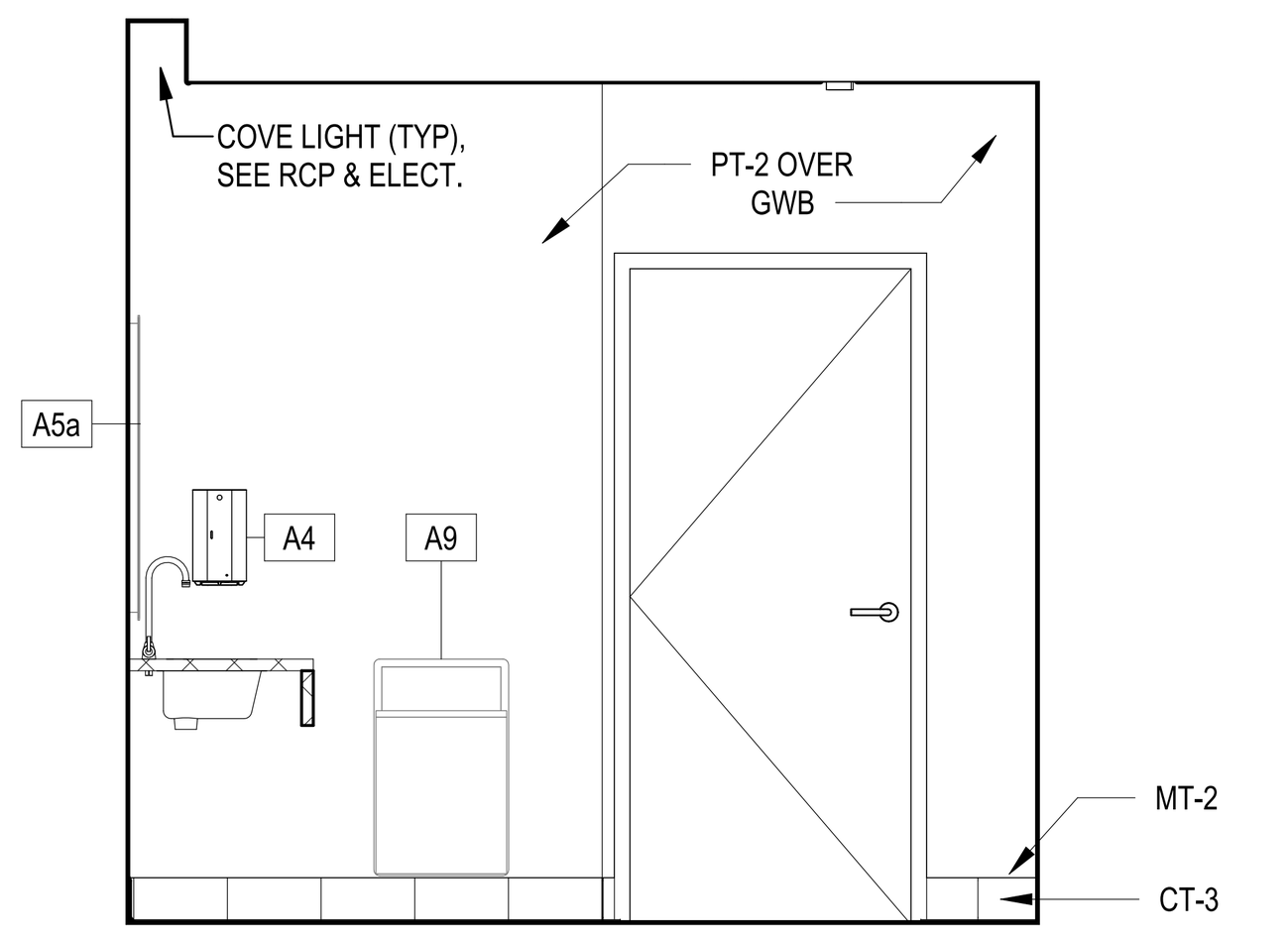

Alternate 2nd Floor
19 Second - Women West
3/8" = 1'-0"

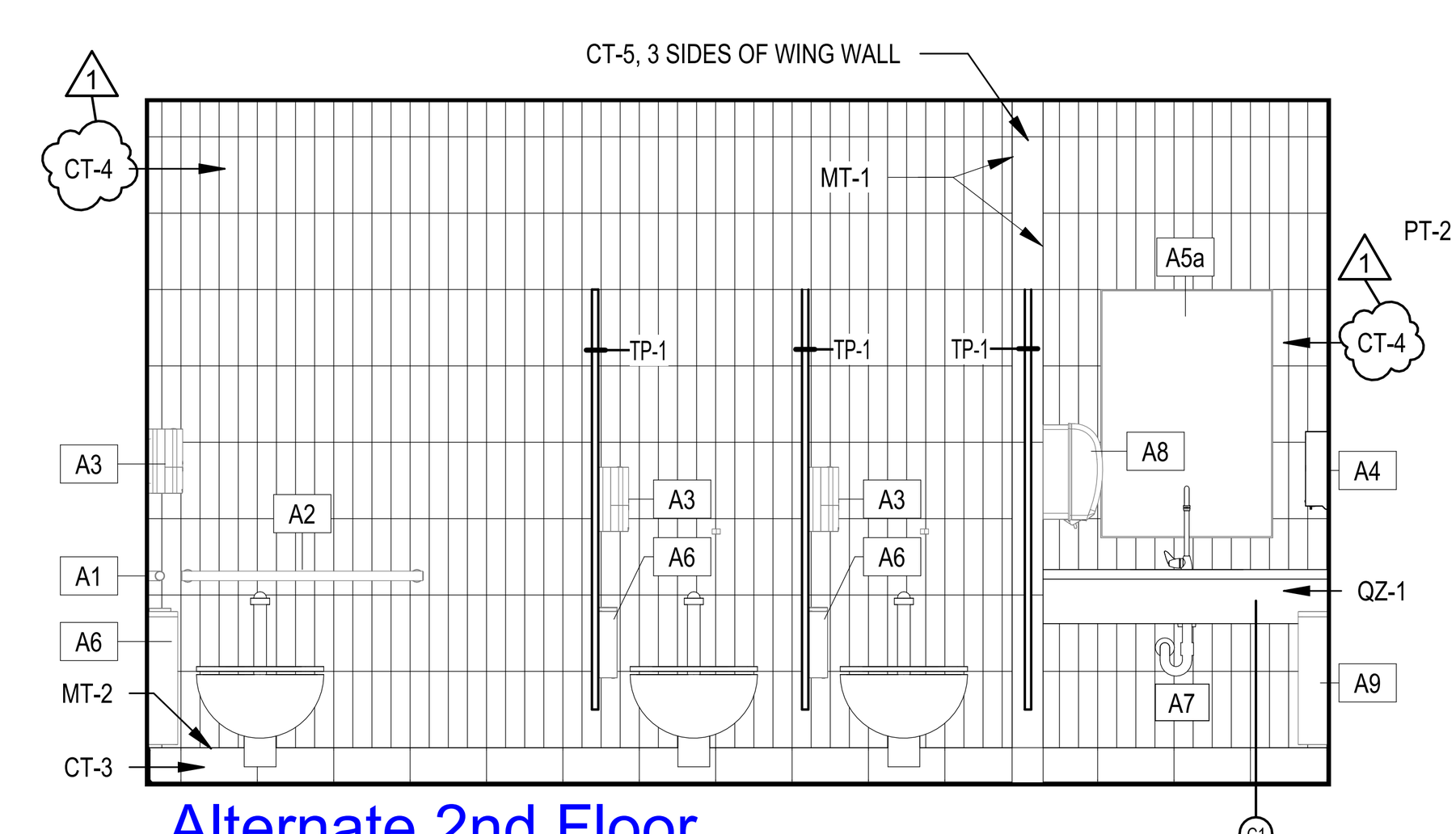

Alternate 2nd Floor
18 Second - Women RR South
3/8" = 1'-0"

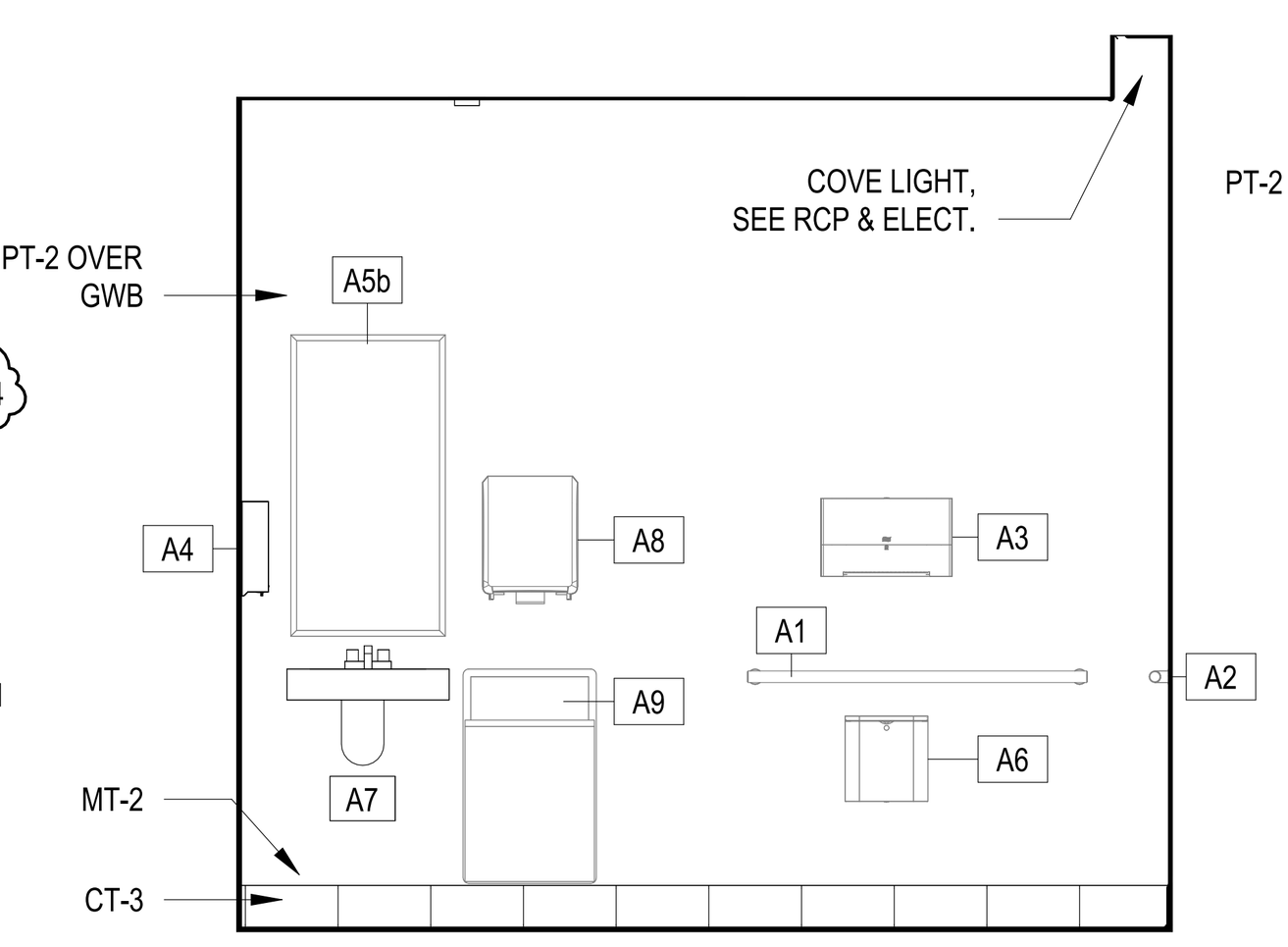

Alternate 2nd Floor
17 Second - Women RR East
3/8" = 1'-0"

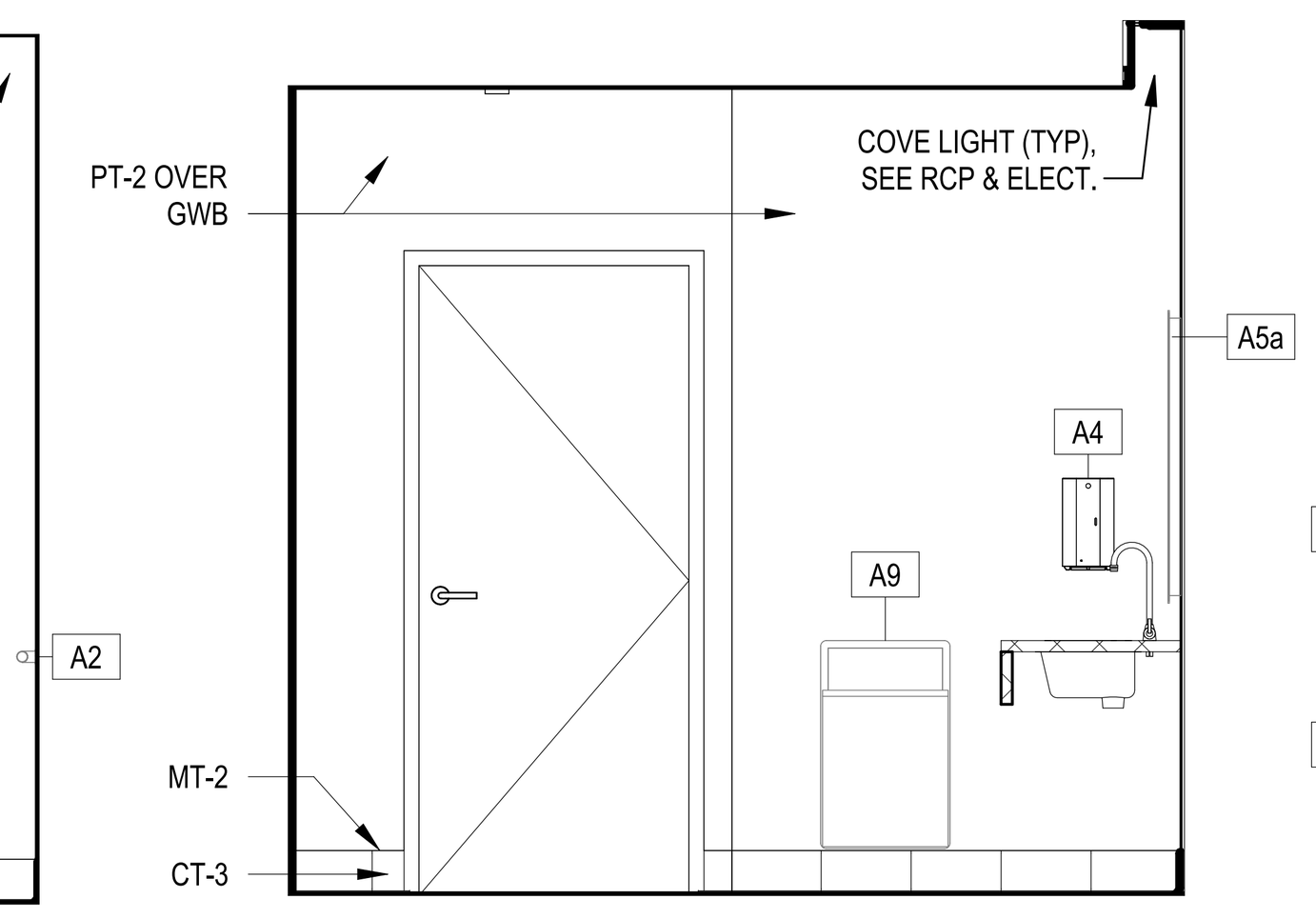

Alternate 2nd Floor
16 Second - Men RR West
3/8" = 1'-0"

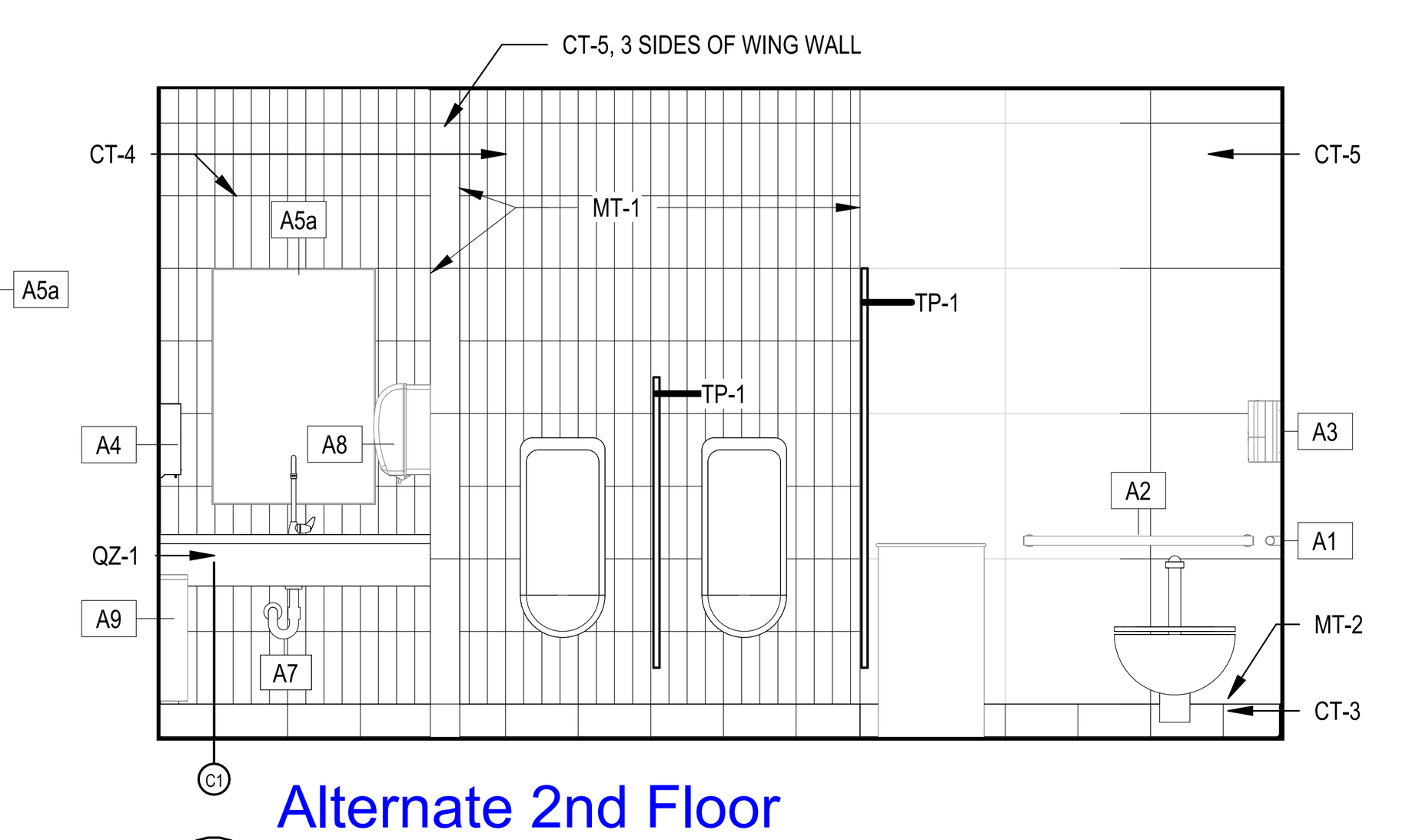

Alternate 2nd Floor
15 Second - Men RR North
3/8" = 1'-0"

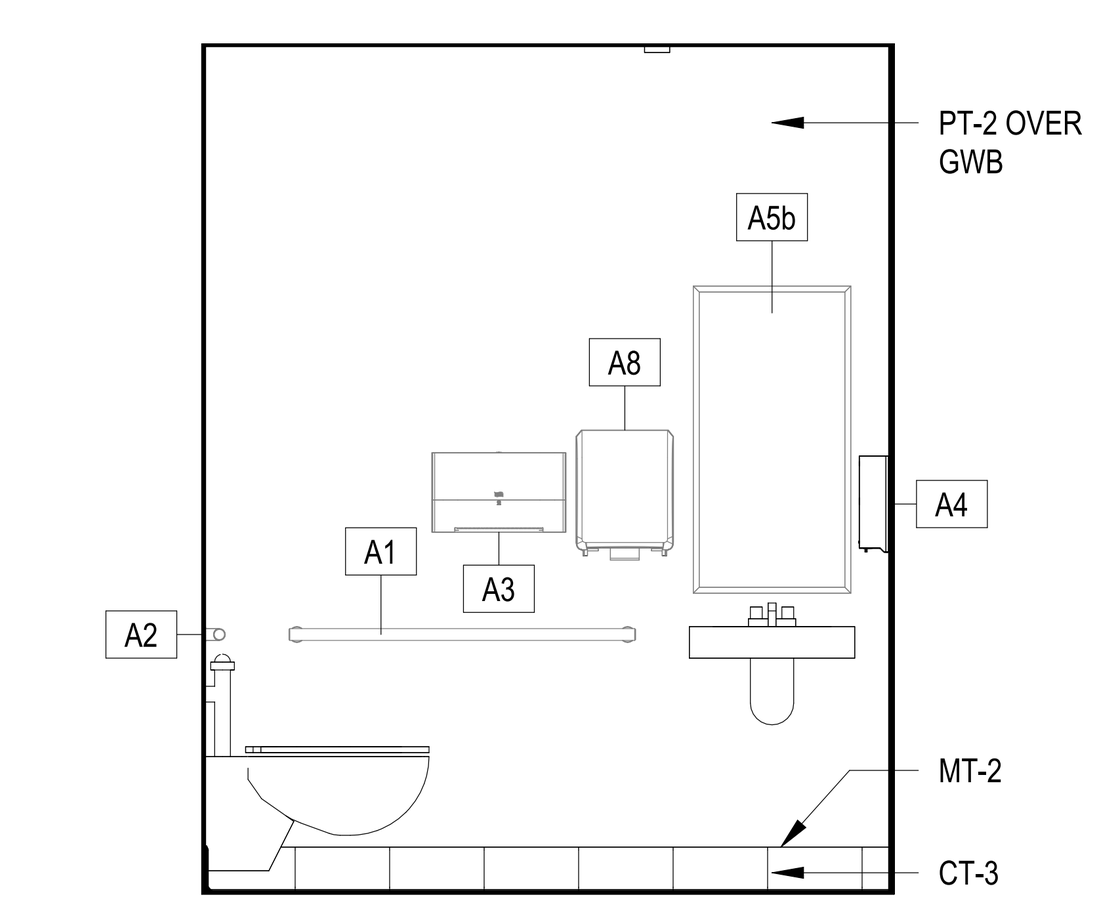

Alternate 2nd Floor
14 Second - Men RR East
3/8" = 1'-0"

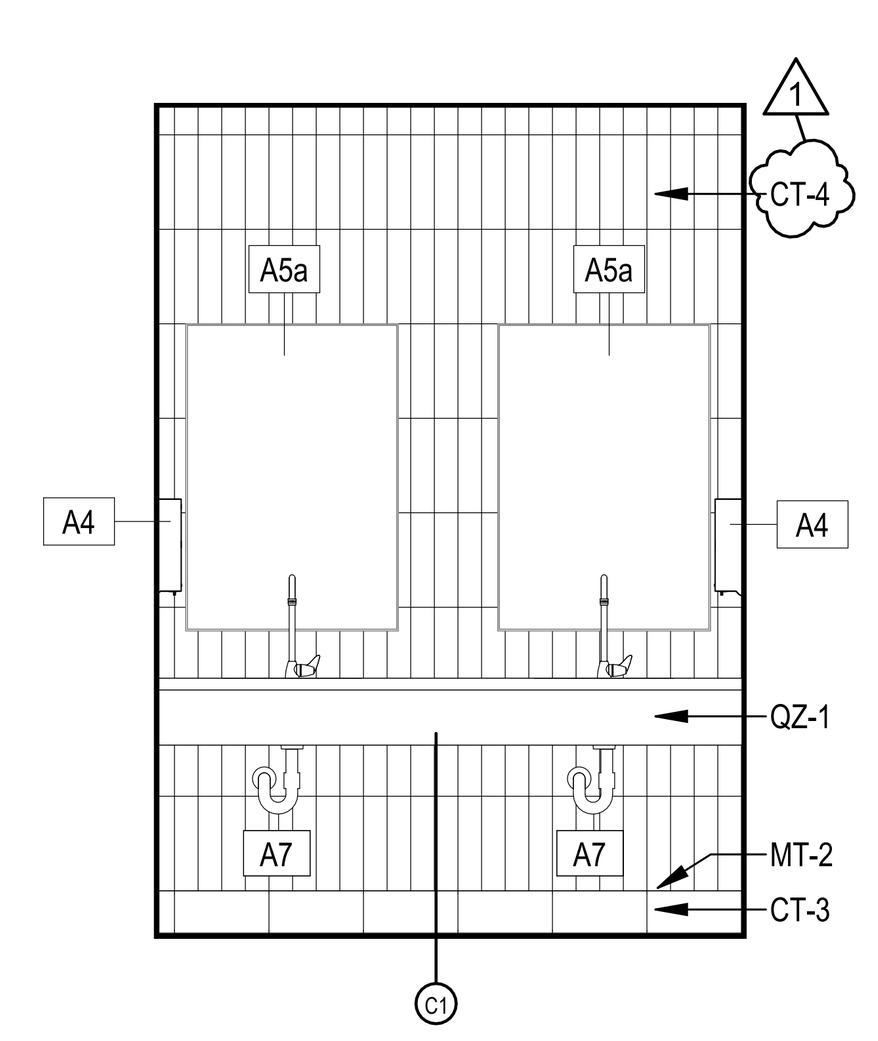

7 First - Women RR North
3/8" = 1'-0"

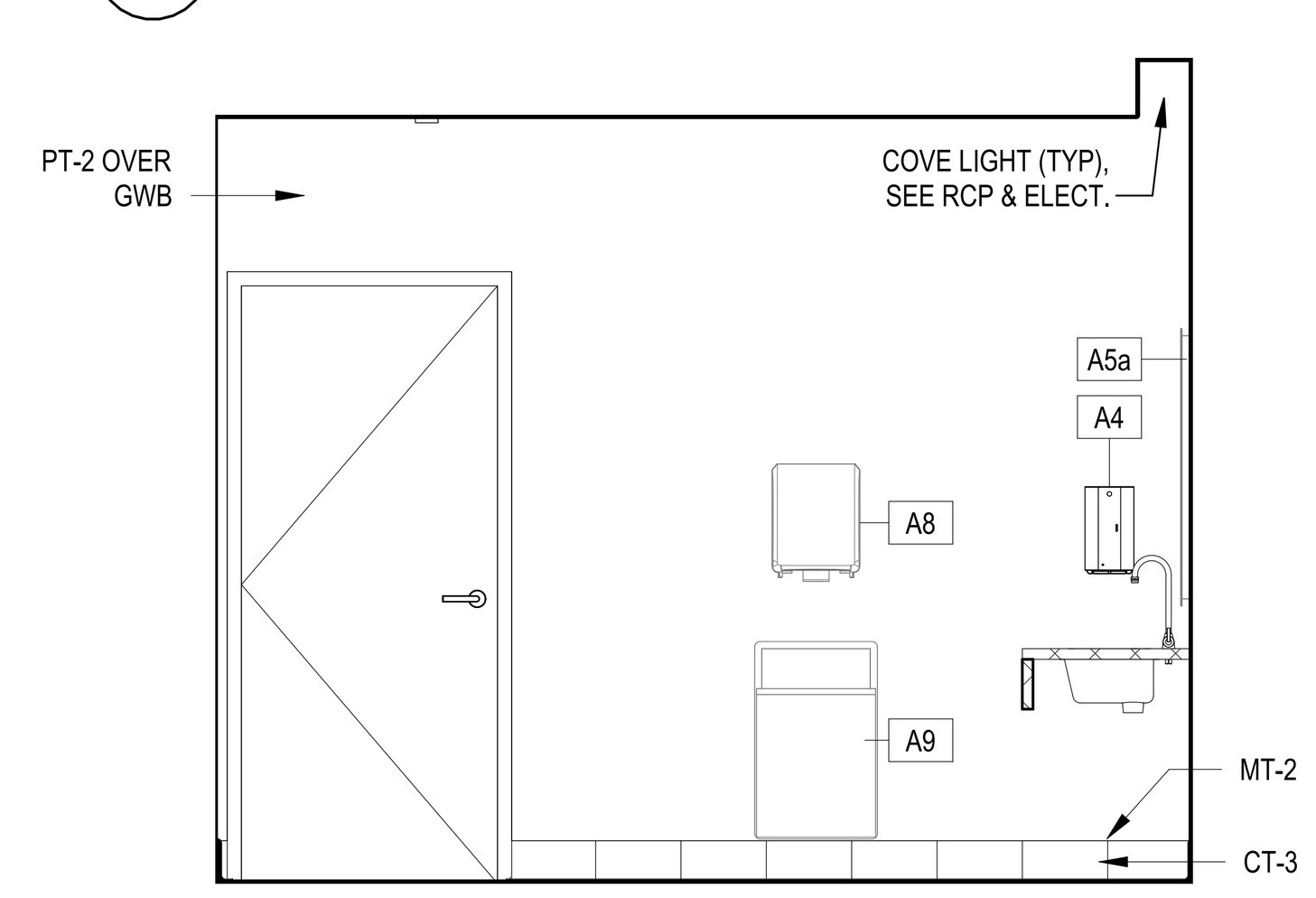

13 First - Women RR West
3/8" = 1'-0"

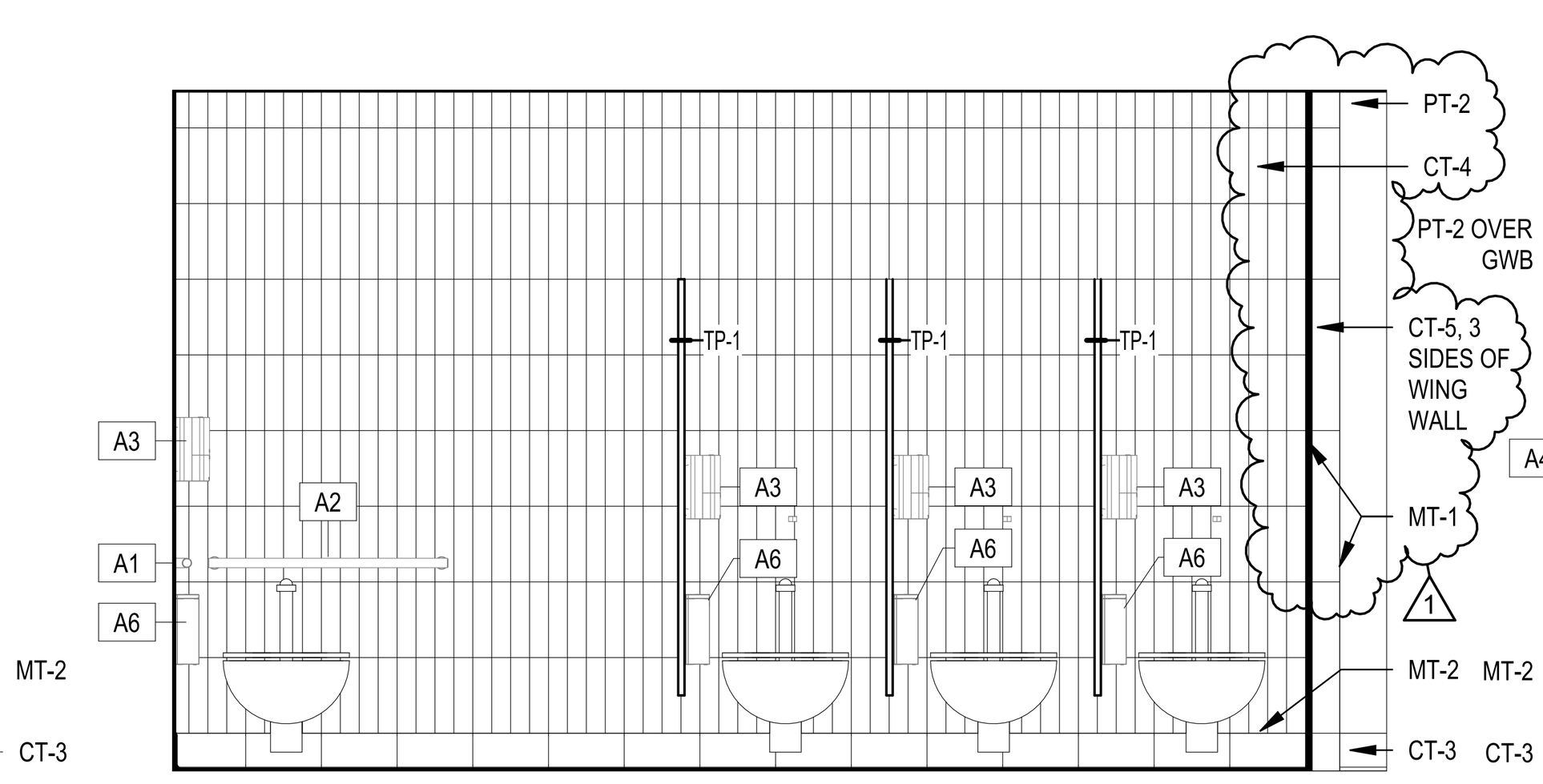

12 First - Women RR South
3/8" = 1'-0"

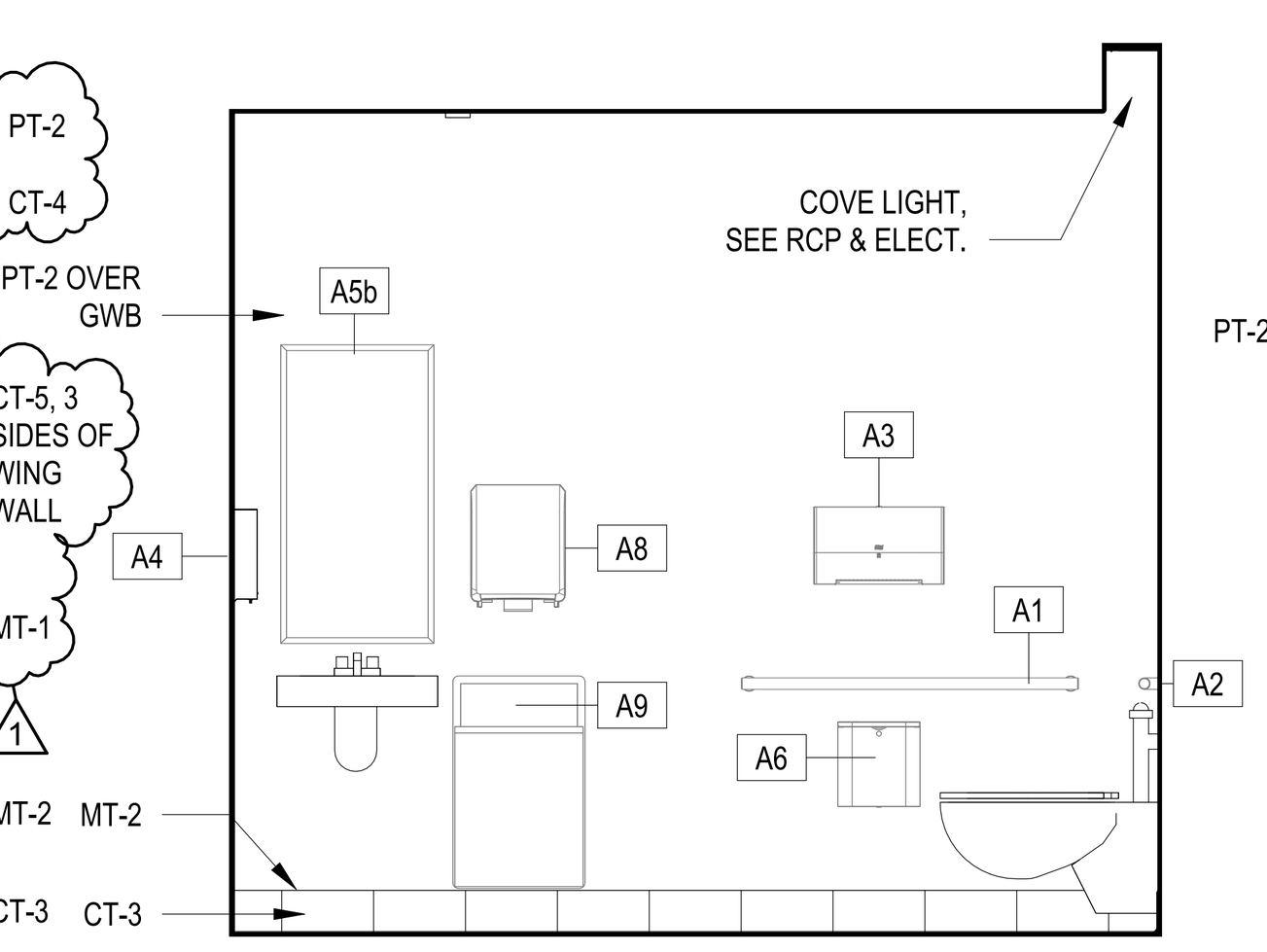

11 First - Women Rr East
3/8" = 1'-0"

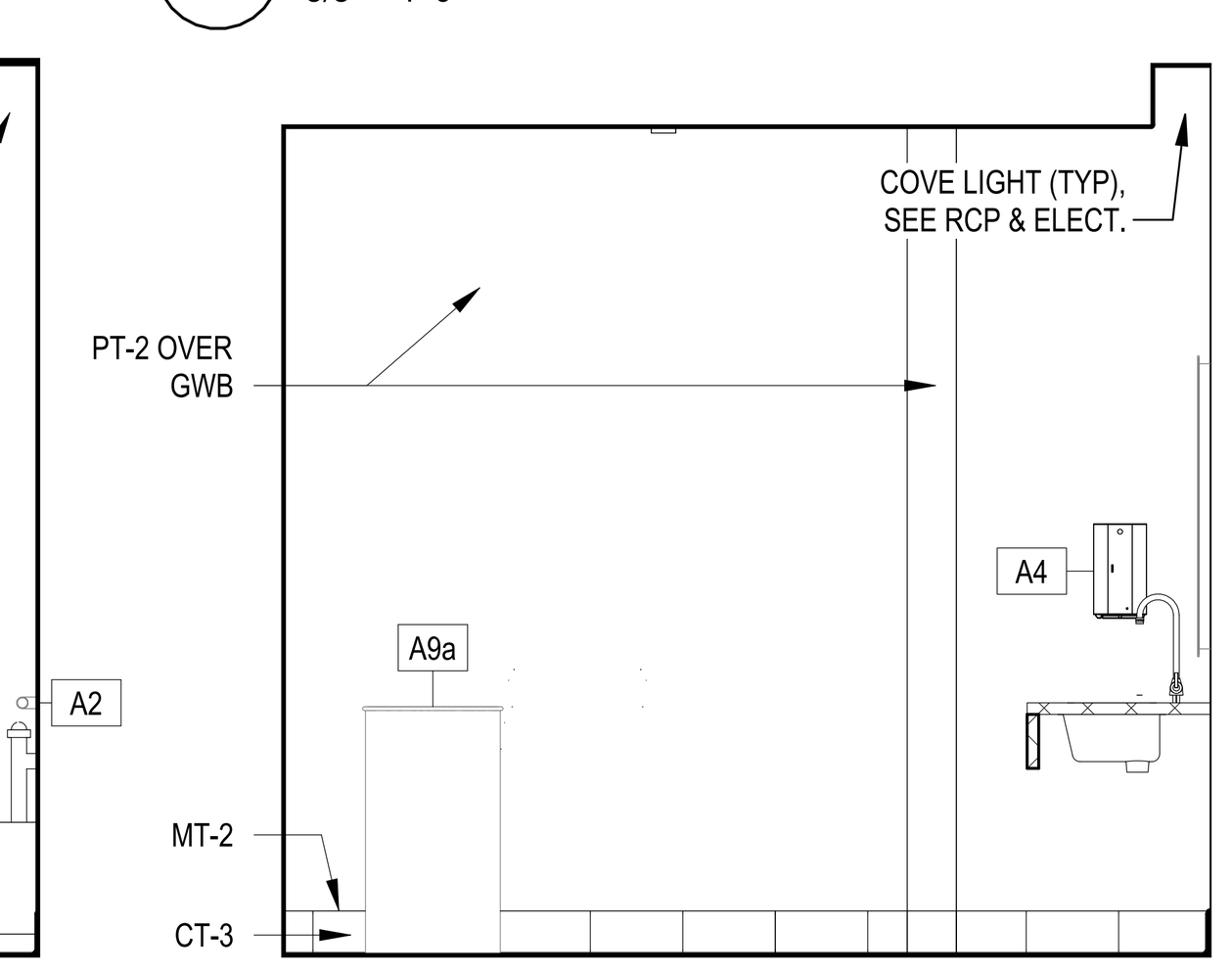

10 First - Mens RR West
3/8" = 1'-0"

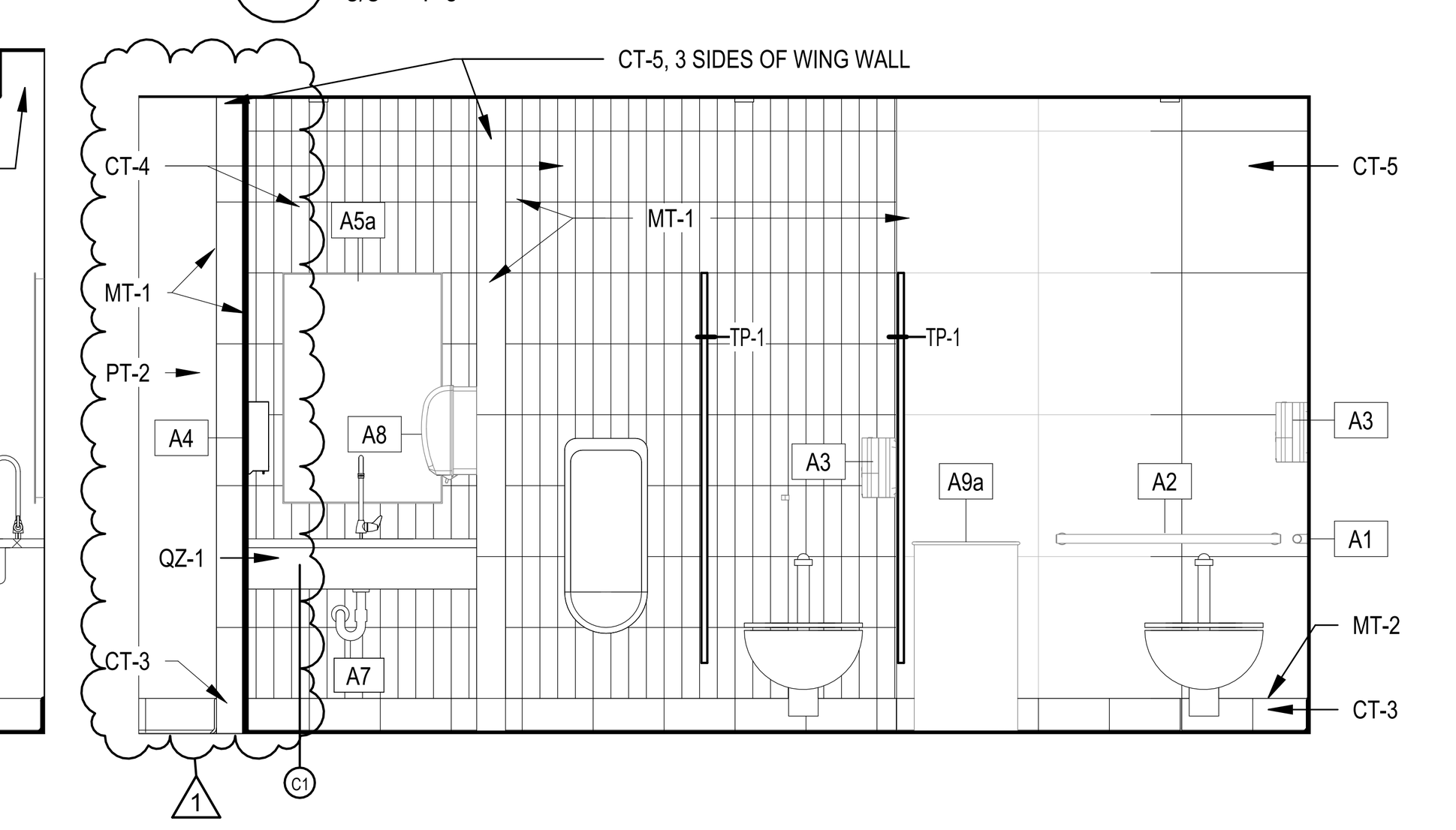

9 First - Mens RR North
3/8" = 1'-0"

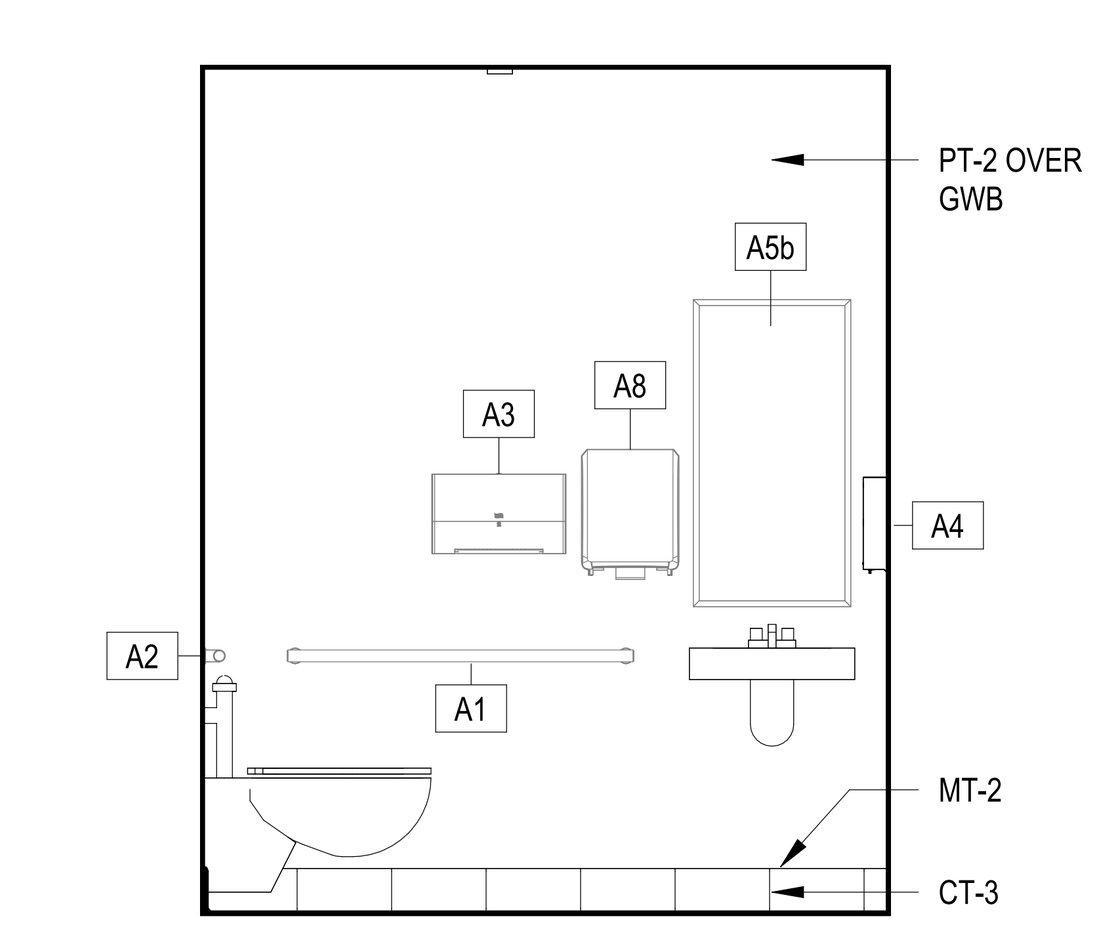

8 First - Mens RR East
3/8" = 1'-0"

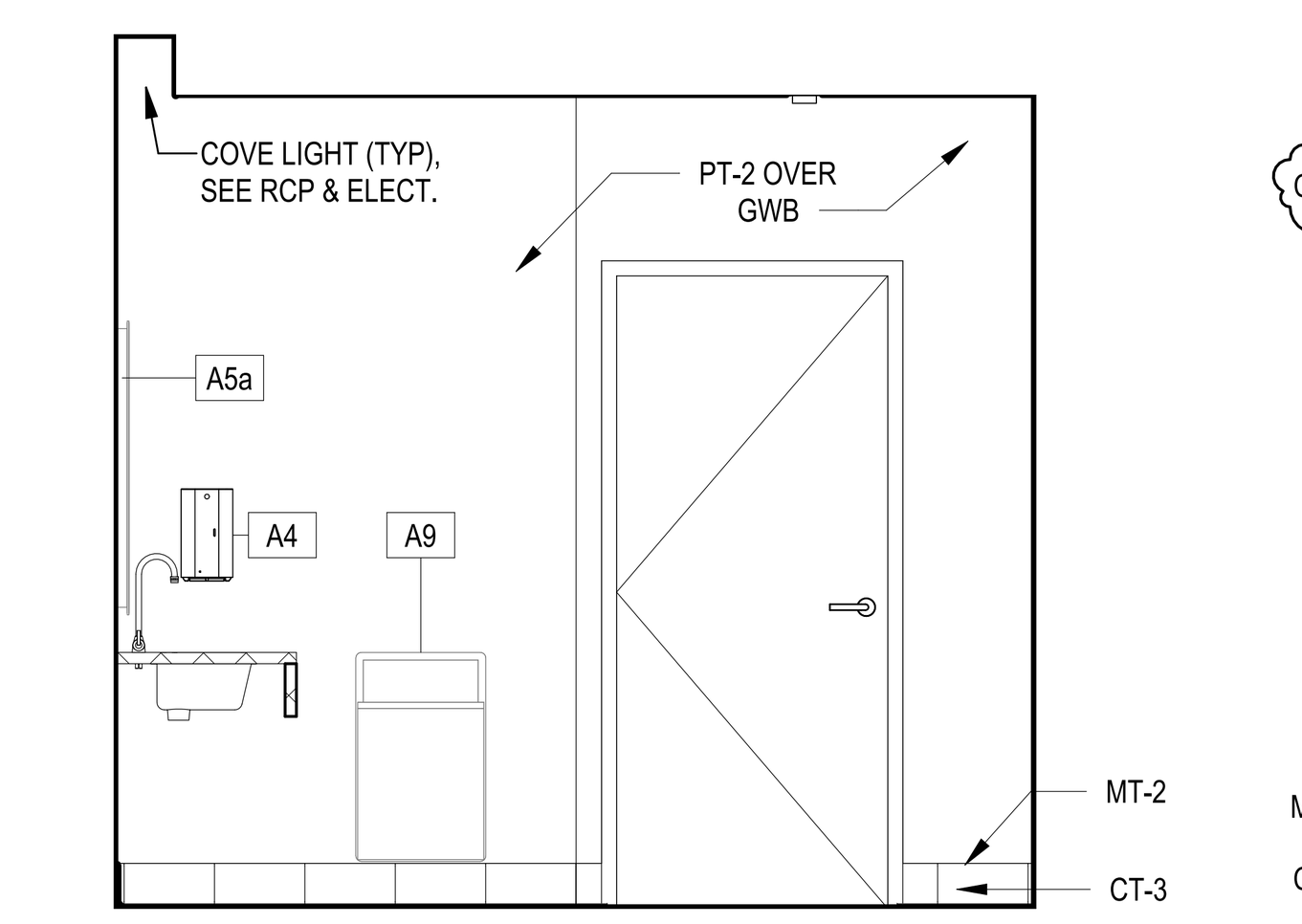

Alternate Basement
6 Basement - Womens RR West
3/8" = 1'-0"

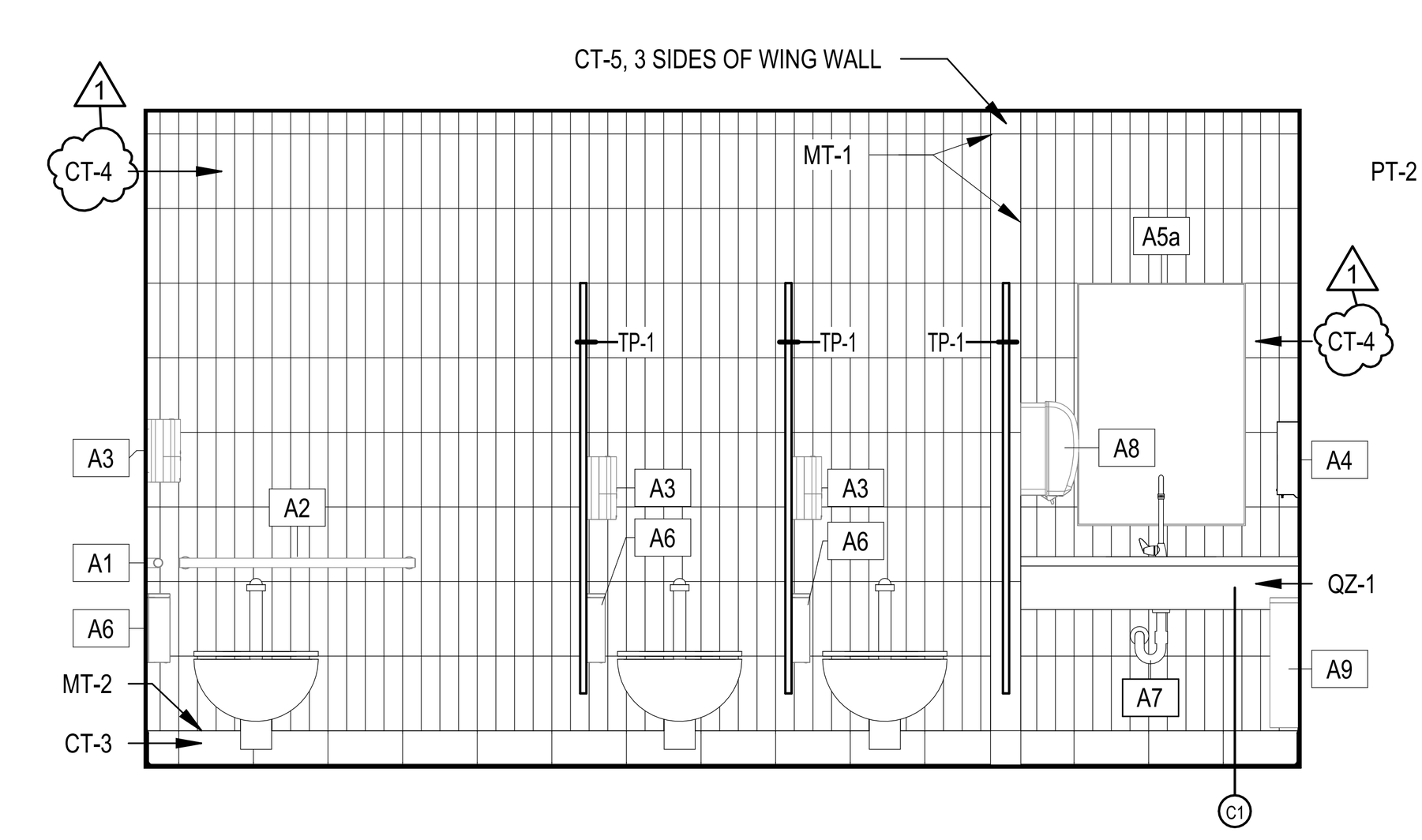

Alternate Basement
5 Basement - Womens RR South
3/8" = 1'-0"

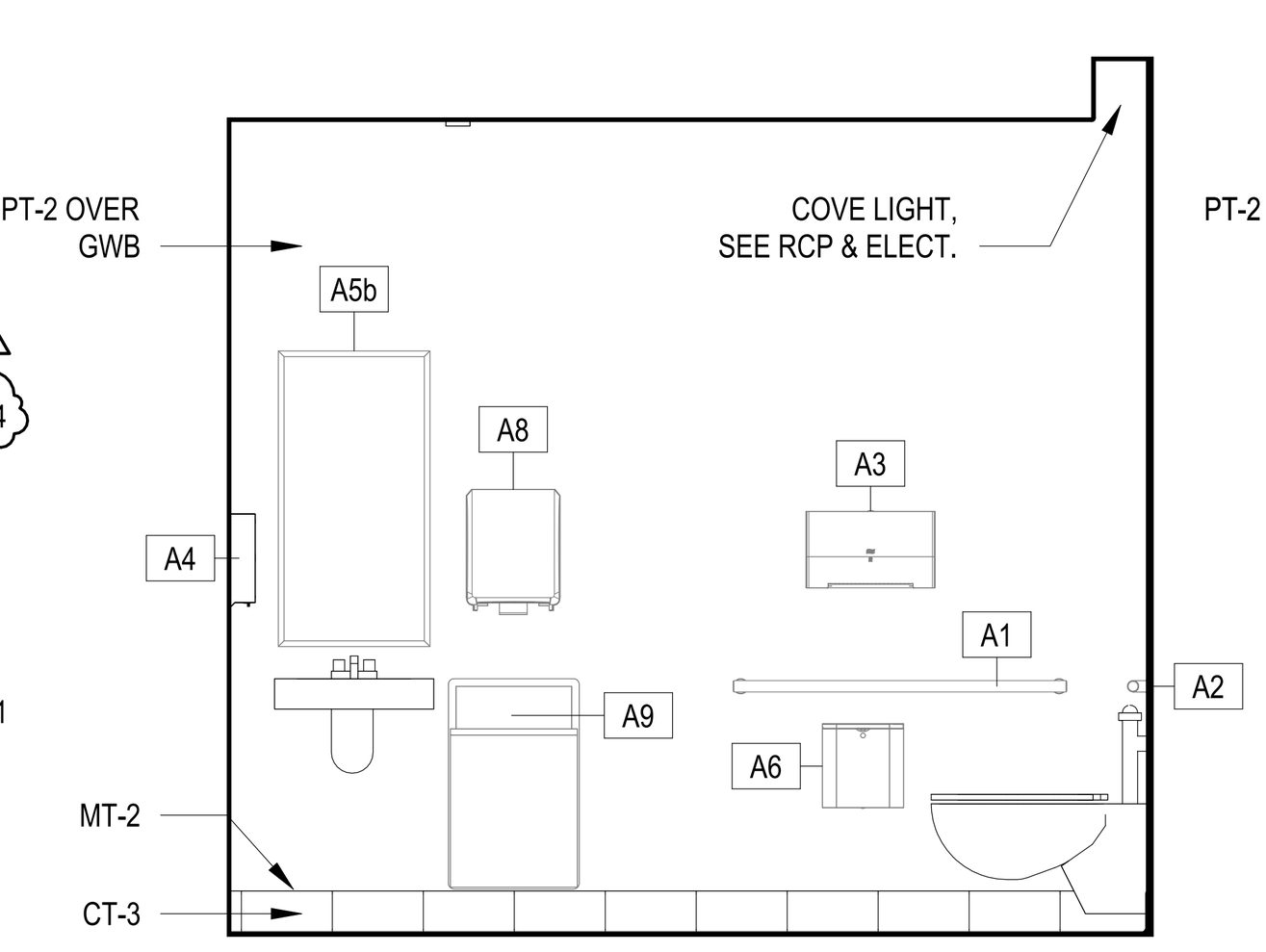

Alternate Basement
4 Basement - Womens RR East
3/8" = 1'-0"

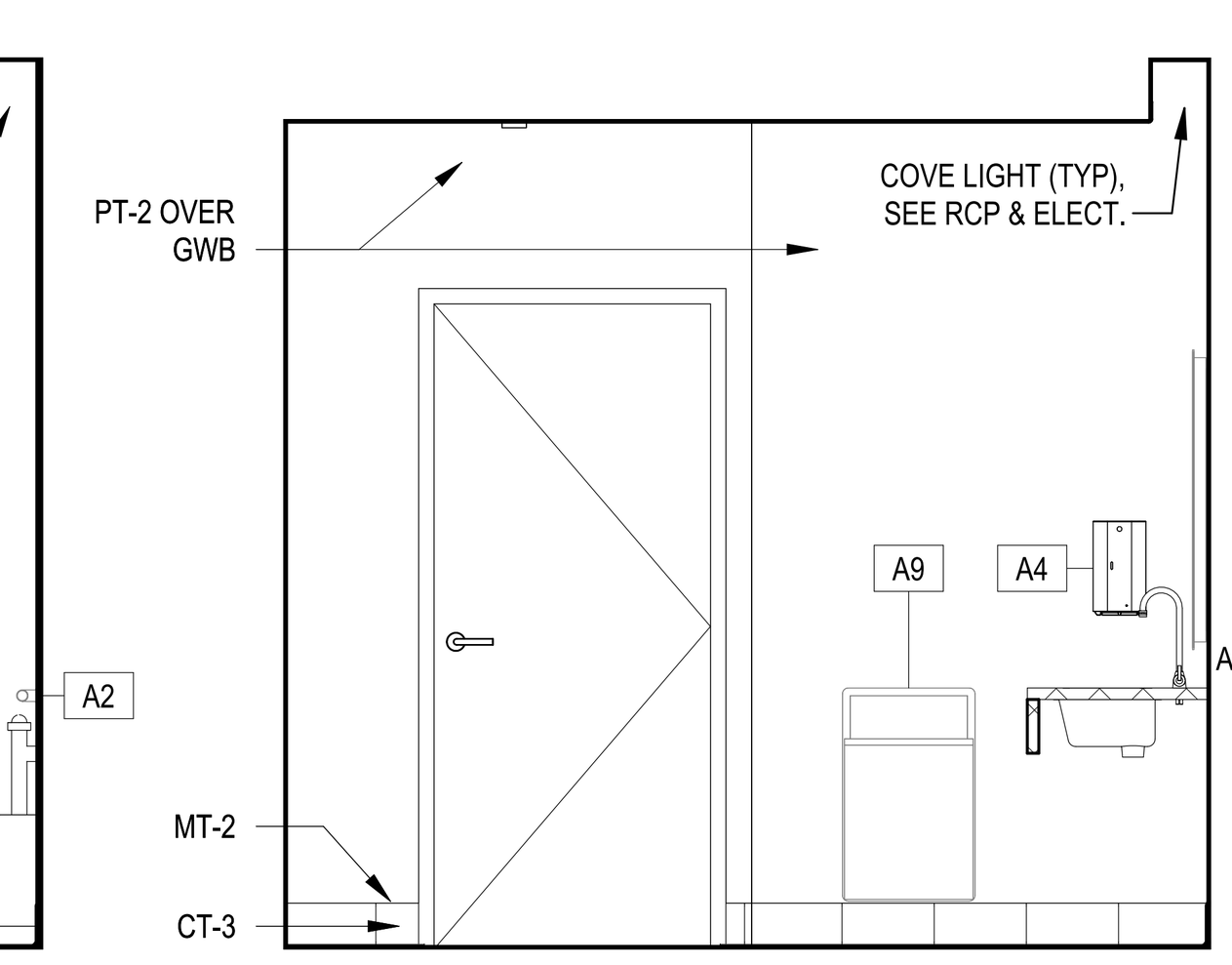

Alternate Basement
3 Basement - Mens RR West
3/8" = 1'-0"

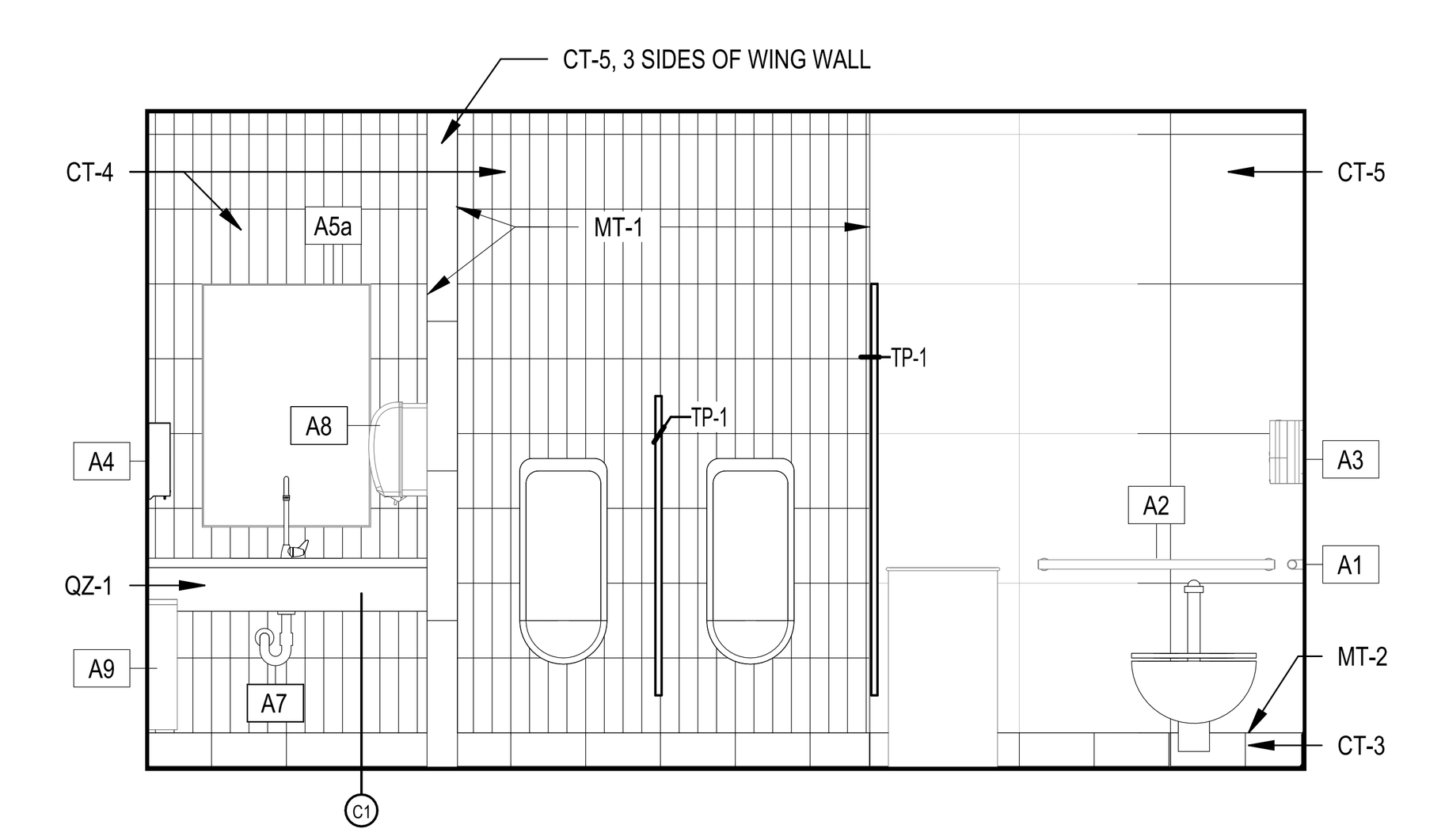

Alternate Basement
2 Basement - Mens RR North
3/8" = 1'-0"

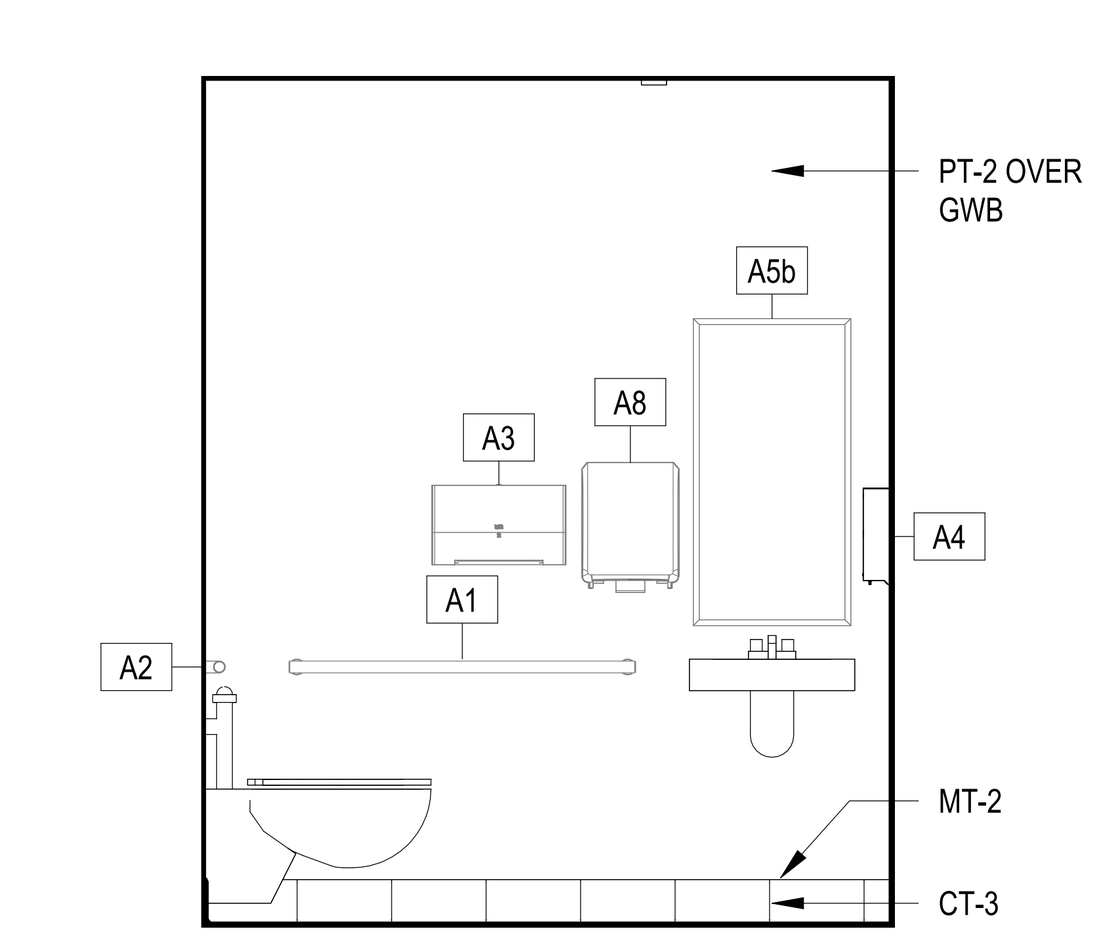

Alternate Basement
1 Basement - Mens RR East
3/8" = 1'-0"

THESE DRAWINGS AND RENDERINGS ARE INSTRUMENTS OF SERVICE. THE DRAWINGS AND ASSOCIATED COPIES THEREOF INCLUDING ELECTRONIC MEDIA AND CADD FILES ARE THE PROPERTY OF ALW. THEIR USE, REPRESENTATION OR REPRODUCTION FOR ANY PURPOSE EXCEPT BY WRITTEN AGREEMENT WITH THE ARCHITECT IS PROHIBITED. THIS COPYRIGHT NOTIFICATION SHALL BE TRUE AS IF DIRECTLY PLACED ON EACH DRAWING, EXHIBIT, OR RENDERING ON THIS DOCUMENT AND SHALL NOT BE REMOVED FROM THESE DOCUMENTS

ID:	REVISION:	DRAWN:	REVIEWED:	DATE:
1	Addendum 01	EE, AB, AK	R. LEWIS	08-06-2026

PHASE:	DRAWN:	REVIEWED:	DATE:
SCHEMATIC DESIGN	AB/EE	R. LEWIS	04-15-2024
DESIGN DEVELOPMENT	AB/EE	R. LEWIS	08-28-2024
50% CONSTRUCTION DOCUMENTS	AB/EE	R. LEWIS	01-16-2026
DEMOLITION PACKAGE	AB/EE	R. LEWIS	03-10-2026
100% CONSTRUCTION DOCUMENTS	AB/EE	R. LEWIS	06-19-2026

FSU

Client:
Florida State University
Tallahassee, Florida

Job Title:
Kellogg Building Remodeling
Phase 2, Volume (3 of 3)

Consultant:

Project #: 22470
Phase: 100% Construction Documents

Seal:

ALW
Architects Lewis + Whitlock
206 West Virginia St.
Tallahassee, Florida 32301
850.942.1718
www.think3d.net

Description:
Interior Elevations

Sheet No.:
A800

8/6/2026 9:14:24 AM

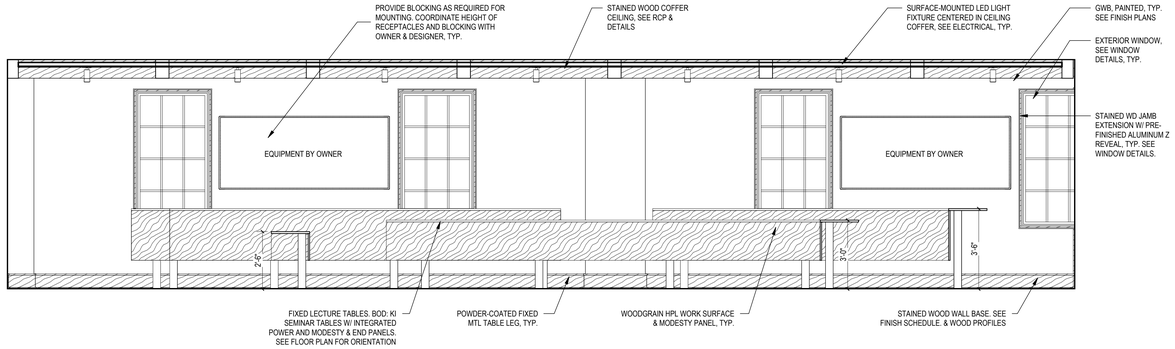

8 Transformative Teaching Lab - West
3/8" = 1'-0"

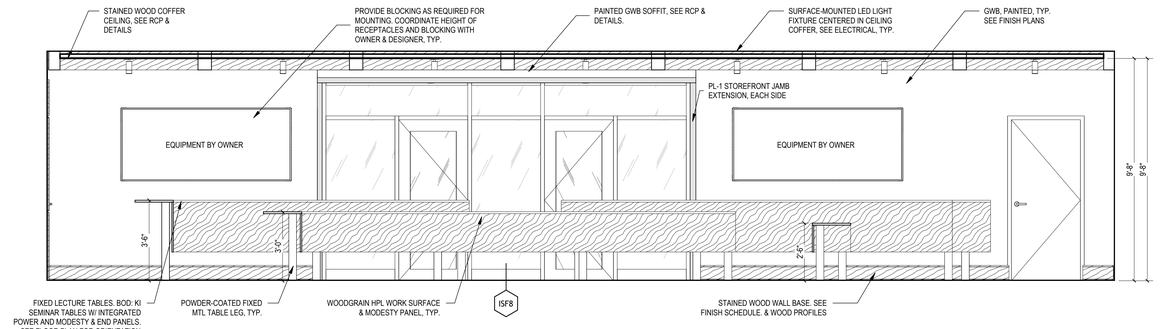

5 Transformative Teaching Lab - East
3/8" = 1'-0"

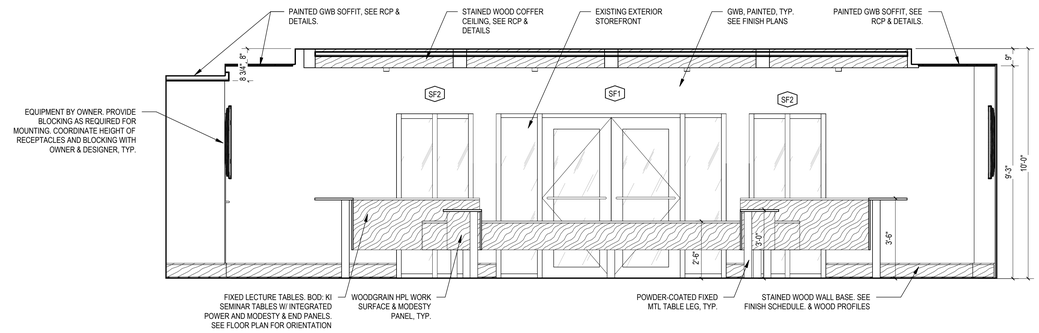

7 Transformative Teaching Lab - South
3/8" = 1'-0"

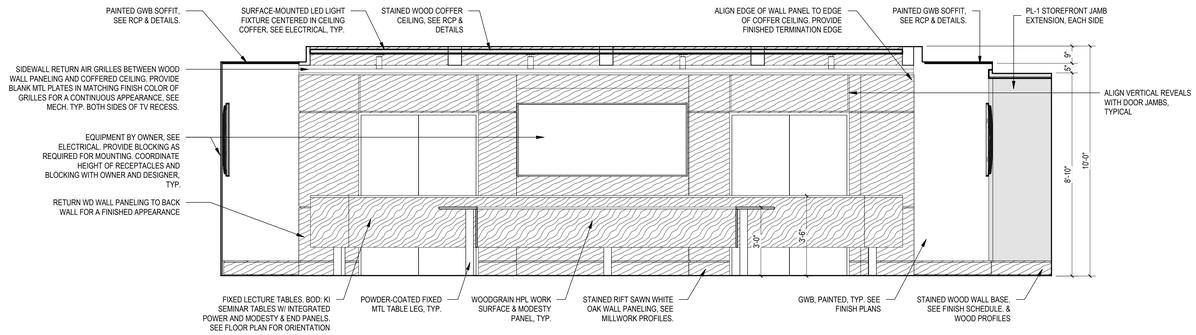

6 Transformative Teaching Lab - North
3/8" = 1'-0"

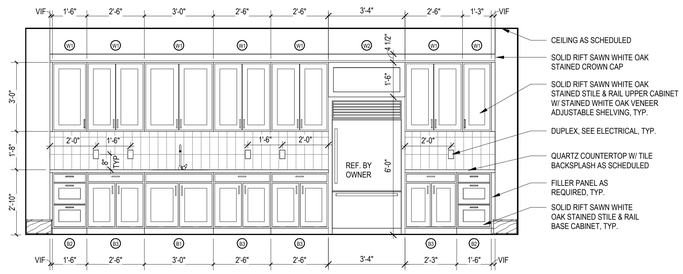

Alternate 3rd Floor
4 Third Floor - Break Room North
3/8" = 1'-0"

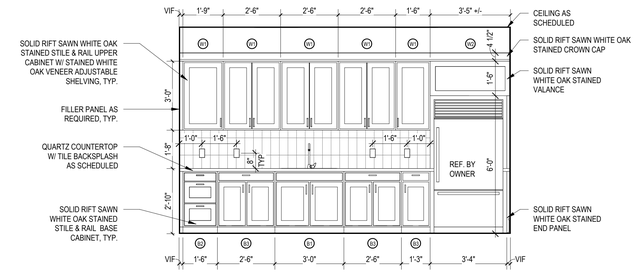

Alternate 2nd Floor
3 Second Floor - Break Room East
3/8" = 1'-0"

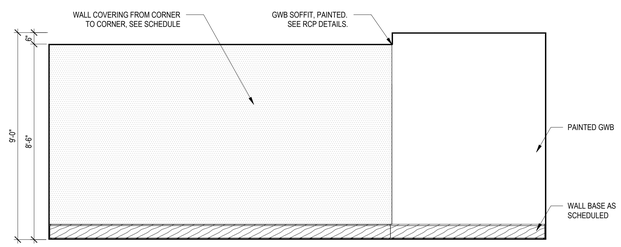

2 First Floor - Break Room South
3/8" = 1'-0"

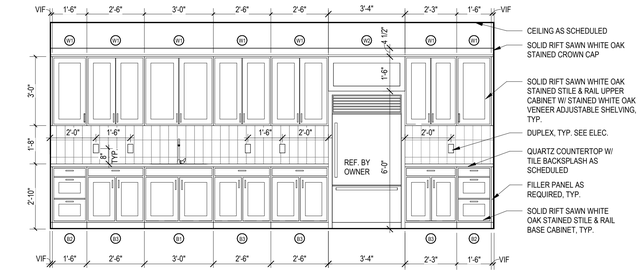

1 First Floor - Break Room North
3/8" = 1'-0"

THESE DRAWINGS AND RENDERINGS ARE INSTRUMENTS OF SERVICE. THE DRAWINGS AND ASSOCIATED COPIES THEREOF INCLUDING ELECTRONIC FILES PREPARED AND FILES ARE THE PROPERTY OF ALW. THEIR USE, REPRODUCTION, ALTERATION OR DISCLOSURE FOR ANY PURPOSE EXCEPT BY WRITTEN AUTHORIZATION FROM ALW IS STRICTLY PROHIBITED. THIS COPYRIGHT NOTIFICATION SHALL CONTINUE EXIST OR REMAIN ON EACH DRAWING EVEN IF ALTERED OR REMOVED THIS DOCUMENT AND SHALL NOT BE REMOVED FROM THESE BOARDS

PHASE:	DRAWN:	REVIEWED:	DATE:	ID:	REVISION:	DRAWN:	REVIEWED:	DATE:
SCHEMATIC DESIGN	ABEE	R. LEWIS	04-15-2024					
DESIGN DEVELOPMENT	ABEE	R. LEWIS	05-28-2024					
50% CONSTRUCTION DOCUMENTS	ABEE	R. LEWIS	09-16-2025					
DEMOLITION PACKAGE	ABEE	R. LEWIS	03-19-2026					
100% CONSTRUCTION DOCUMENTS	ABEE	R. LEWIS	06-19-2026					

FSU

Client: Florida State University
Tallahassee, Florida

Job Title: Kellogg Building Remodeling
Phase 2, Volume (3 of 3)

Consultant:

Project #: 22470
Phase: 100% Construction Documents

Seal:

ALW

Architects Lewis + Whitlock
206 West Virginia St.
Tallahassee, Florida 32301
850.942.1718
www.think3d.net

Description:
Interior Elevations

Sheet No.:
A801

6/19/2026 5:17:20 PM

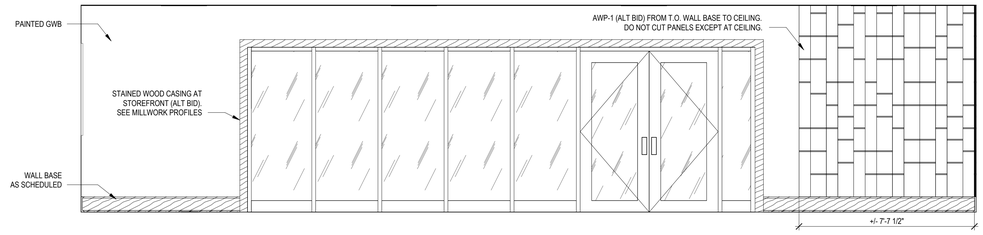

10 Classroom 0210A - East (0311A & 0410A SIM) Alternate 2nd Floor; Alternate 3rd Floor (sim.); Alternate 4th Floor (sim.)
3/8" = 1'-0"

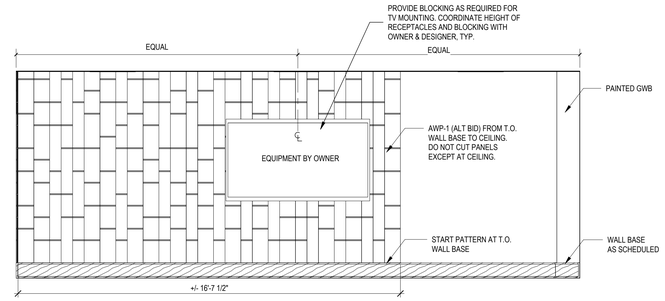

9 Classroom 0210A - South (0311A & 0410A SIM) Alternate 2nd Floor; Alternate 3rd Floor (sim.); Alternate 4th Floor (sim.)
3/8" = 1'-0"

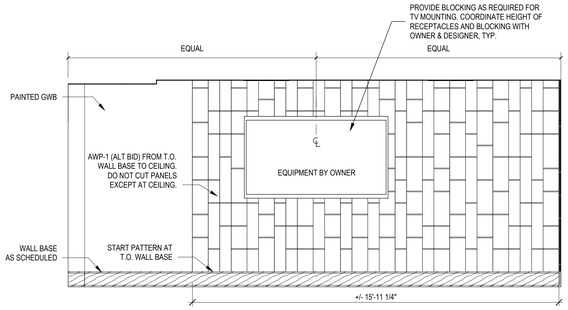

8 Classroom 0205 - North Alternate 2nd Floor
3/8" = 1'-0"

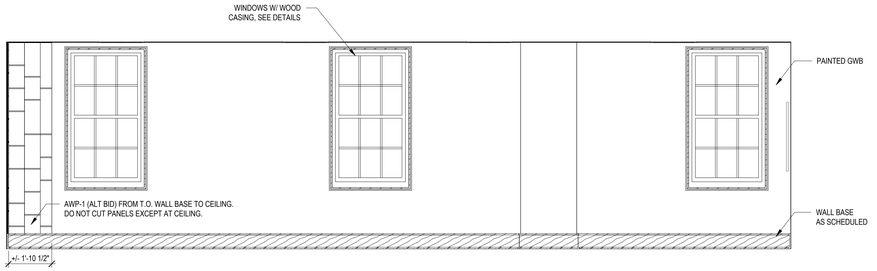

7 Classroom 0205 - East Alternate 2nd Floor
3/8" = 1'-0"

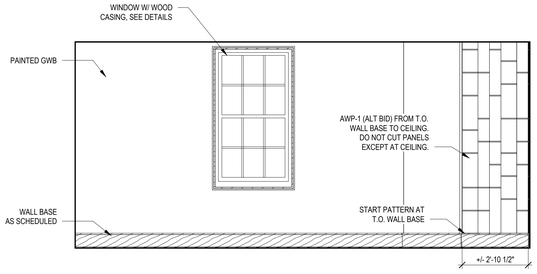

6 Study Lounge 0107 - West
3/8" = 1'-0"

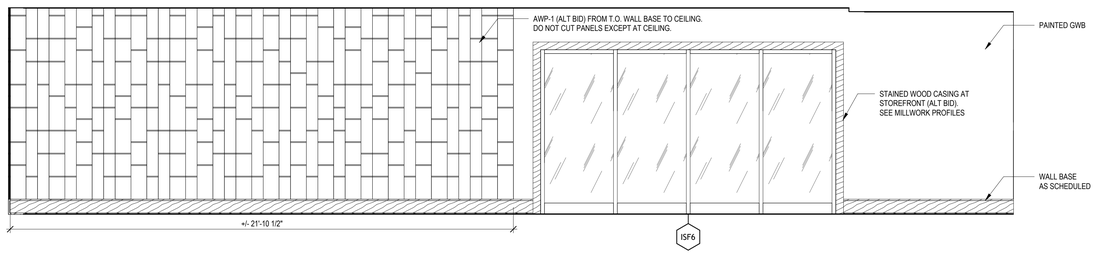

5 Study Lounge 0107 - North
3/8" = 1'-0"

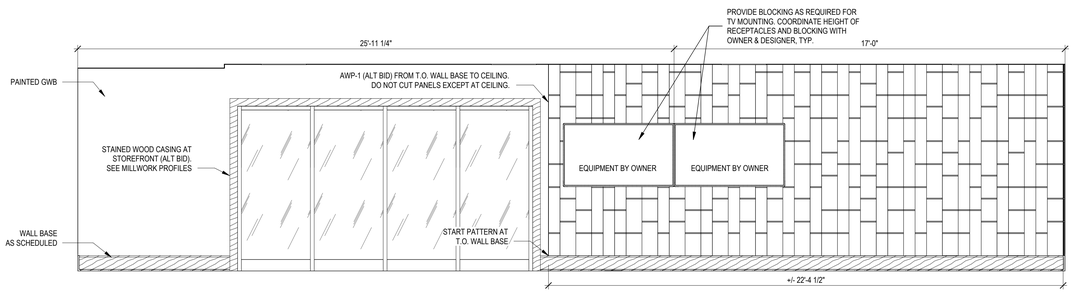

4 Classroom 106 - South
3/8" = 1'-0"

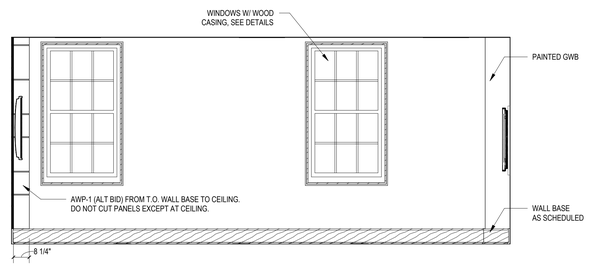

3 Classroom 106 - West
3/8" = 1'-0"

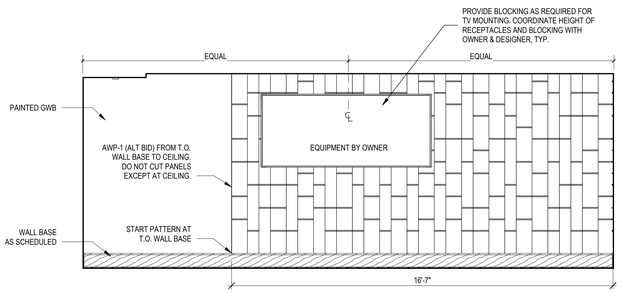

2 Teaching Lab 0007 - North Elevation Alternate Basement
3/8" = 1'-0"

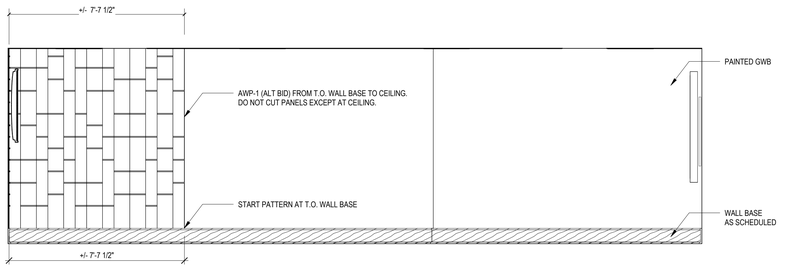

1 Teaching Lab 0007 - East Elevation Alternate Basement
3/8" = 1'-0"

THESE DRAWINGS AND RENDERINGS ARE INSTRUMENTS OF SERVICE. THE DRAWINGS AND ASSOCIATED COPIES THEREOF INCLUDING ELECTRONIC FILES PREPARED AND FILES ARE THE PROPERTY OF ALW. THEIR USE AND REPRODUCTION ARE RESTRICTED FOR ANY PURPOSE EXCEPT BY WRITTEN AGREEMENT WITH ALW. ALL RIGHTS ARE RESERVED. PROHIBITED: THIS COPYRIGHT NOTIFICATION SHALL REMAIN ON ELECTRONIC FILES AND ON ANY REPRODUCTION. EXCEPTION OR REMOVAL OF THIS NOTICE IS PROHIBITED AND SHALL NOT BE REMOVED FROM THESE BOILERPLATE

ID:	REVISION:	DRAWN:	REVIEWED:	DATE:
1	Addendum 01	EE, AB, AK	R. LEWIS	08-06-2026

PHASE:	DRAWN:	REVIEWED:	DATE:
SCHEMATIC DESIGN	ABEE	R. LEWIS	04-15-2024
DESIGN DEVELOPMENT	ABEE	R. LEWIS	08-26-2024
50% CONSTRUCTION DOCUMENTS	ABEE	R. LEWIS	01-14-2025
DEMOLITION PACKAGE	ABEE	R. LEWIS	03-10-2026
100% CONSTRUCTION DOCUMENTS	ABEE	R. LEWIS	06-19-2026

FSU

Client: Florida State University
Tallahassee, Florida

Job Title: Kellogg Building Remodeling Phase 2, Volume (3 of 3)

Consultant:

Project #: 22470

Phase: 100% Construction Documents

Seal:

ALW
Architects Lewis + Whitlock
206 West Virginia St.
Tallahassee, Florida 32301
850.942.1718
www.think3d.net

Description: Interior Elevations

Sheet No.: A802

8/6/2026 9:14:27 AM

Millwork Profiles

1 1/2" = 1'-0"

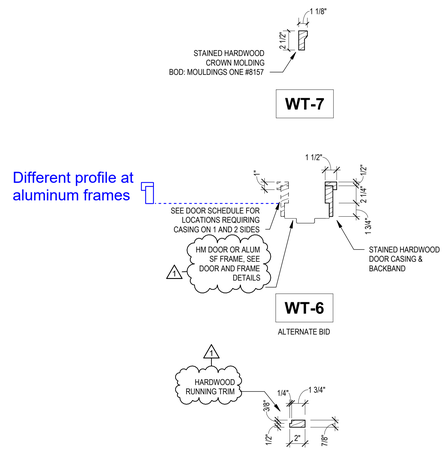

Casework Details

1 1/2" = 1'-0"

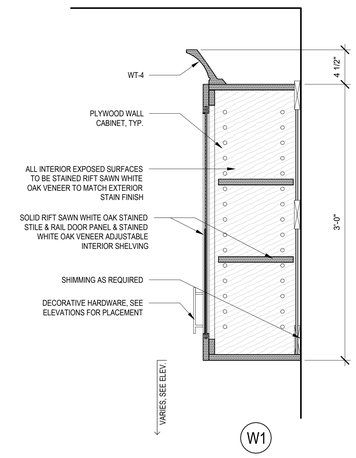

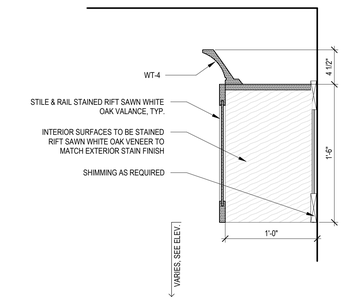

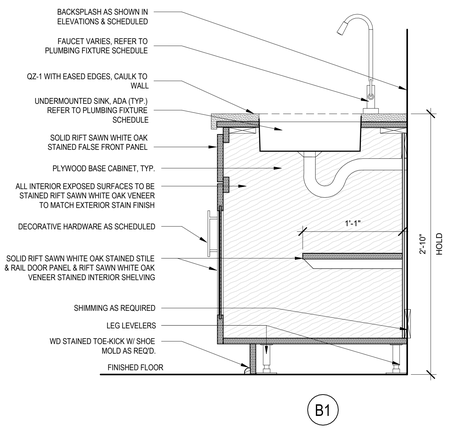

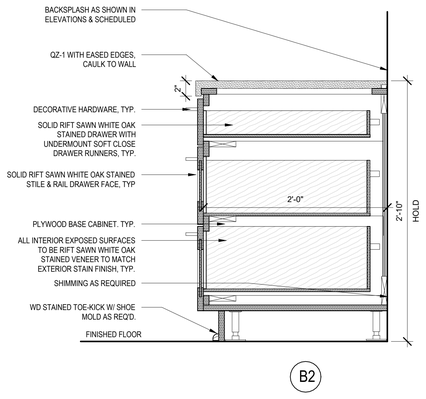

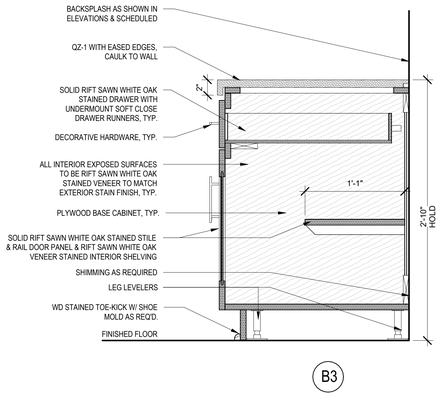

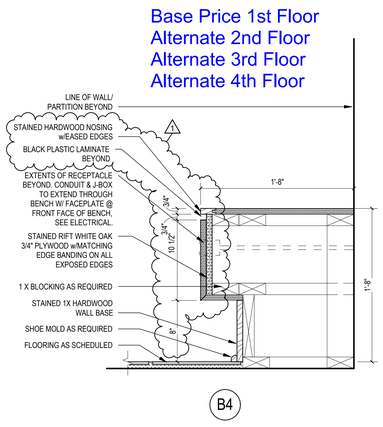

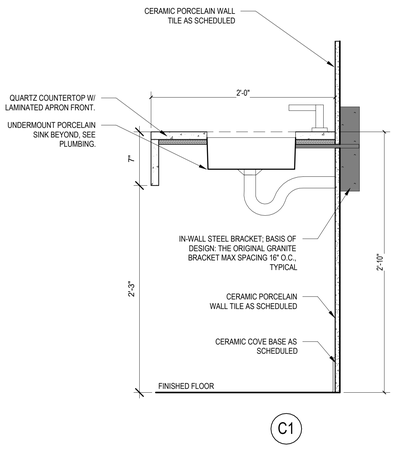

THESE DRAWINGS AND RENDERINGS ARE INSTRUMENTS OF SERVICE. THE DRAWINGS AND ASSOCIATED COPIES THEREOF INCLUDING ELECTRONIC FILES AS MODIFIED FILES ARE THE PROPERTY OF ALW. THEIR USE, REPRODUCTION OR PUBLICATION FOR ANY PURPOSE EXCEPT BY WRITTEN AGREEMENT WITH ALW IS EXPRESSLY PROHIBITED. THIS COPYRIGHT NOTIFICATION EACH DRAWING SHALL BE RETAINED ON THIS DOCUMENT AND SHALL NOT BE REMOVED FROM THESE BOUNDARIES

PHASE:	DRAWN:	REVIEWED:	DATE:
SCHEMATIC DESIGN	ABEE	R. LEWIS	04-15-2024
DESIGN DEVELOPMENT	ABEE	R. LEWIS	09-26-2024
50% CONSTRUCTION DOCUMENTS	ABEE	R. LEWIS	01-10-2025
DEMOLITION PACKAGE	ABEE	R. LEWIS	03-10-2026
100% CONSTRUCTION DOCUMENTS	ABEE	R. LEWIS	06-19-2026

ID:	REVISION:	DRAWN:	REVIEWED:	DATE:
1	Addendum 01	EE, AB, AK	R. LEWIS	08-06-2026

Client: Florida State University
Tallahassee, Florida

Job Title: Kellogg Building Remodeling Phase 2, Volume (3 of 3)

Consultant:

Project #: 22470
Phase: 100% Construction Documents

Seal:

Architects Lewis + Whitlock
206 West Virginia St.
Tallahassee, Florida 32301
850.942.1718
www.think3d.net

Description:
Casework & Millwork Details

Sheet No.:
A805

8/6/2026 9:14:28 AM

Finish Schedule

Number	Name	Floor Finish (Base Bid)	Base Finish (Base Bid)	Floor Finish (Alt. Bid A)	Floor Finish (Alt. Bid B)	Floor Finish (Alt. Bid C)	Base Finish (Alt. Bids A-C)	Wood Paneling (Alt. Bid)	Walls: North	Walls: South	Walls: East	Walls: West	Ceiling Finish	Finish Notes
Basement Level Alternate Basement														
0001	Corridor	CT-1	WT-3					WT-2	WT-1	WT-1	PT-1	PT-1	ACT-1/GWB	2
0002	Corridor	LVT-1	RB-1						PT-1	PT-1	PT-1	PT-1	PAINTED EXPOSED	
0003	Elev. Equip.	CONC	RB-1						EP-1	EP-1	EP-1	EP-1	EXPOSED	
0004	Men	CT-1	CT-3						CT-4/CT-5/PT-2	PT-2	PT-2	PT-2	ACT-1/GWB	4
0005	J/C	CT-1	RB-1						SS-1/EPT-1	EPT-1	SS-1/EPT-1	EPT-1	PAINTED EXPOSED	
0006	Women	CT-1	CT-3						PT-2	CT-4/CT-5/PT-2	PT-2	PT-2	ACT-1/GWB	4
0007	Teaching Lab	WD-1	WT-3	CPT-2	RF-1	LVT-2	RB-2		PT-1/AWP-1	PT-1	PT-1/AWP-1	PT-1	ACT-1/GWB	
0008	IT Workroom	LVT-1	RB-1						PT-2	PT-2	PT-1	PT-1	ACT-1/GWB	
0008A	IT Storage	LVT-1	RB-1						PT-1	PT-1	PT-1	PT-1	ACT-1	
0009	Distance Learning Open Office	WD-1	WT-3	CPT-2	RF-1	LVT-2	RB-2	WT-2	PT-2	PT-1	PT-1	PT-1	ACT-1	2
0010	Mechanical	CONC	RB-1						EP-1	EP-1	EP-1	EP-1	PAINTED EXPOSED	
0010A	Steam Room	CONC	RB-1						EP-1	EP-1	EP-1	EP-1	EP-1	
0010B	Elect.	CONC	RB-1						EP-1	EP-1	EP-1	EP-1	EXPOSED	
0010C	Elect. Vault	CONC	RB-1						EP-1	EP-1	EP-1	EP-1	EXPOSED	
0011	IT	LVT-1	RB-1						PT-1	PT-1	PT-1	PT-1	PAINTED EXPOSED	
L0001	Elevator Base Price	CT-1	ETR						ETR	ETR	ETR	ETR	ETR	
S0001	Stair 1 Base Price	CT-1	WT-3.1						PT-2	PT-2	PT-2	PT-2	GWB (PT-2)	1
S0002	Stair 2 Base Price	CT-1	WT-3.1						PT-2	PT-2	PT-2	PT-2	PAINTED EXPOSED (PT-2)	1
First Floor														
0100	Corridor	CT-1/CT-2	WT-3					WT-2	WT-1	WT-1	PT-1 UON	PT-1 UON	WOOD/GWB/ACT-1	2
0101	Campus IT	LVT-1	RB-1					WT-2	PT-1	PT-1	PT-1	PT-1	PAINTED EXPOSED	2
0102	Men	CT-1	CT-3						CT-4/CT-5/PT-2	PT-2	PT-2	PT-2	ACT-1/GWB	4
0103	Women	CT-1	CT-1						CT-4/PT-2	CT-4/CT-5/PT-2	PT-2	PT-2	ACT-1/GWB	4
0104	Break Room	CT-1	WT-3						CT-7/PT-3	VWC-1	PT-3	PT-3	ACT-1/GWB	
0105	SS/Admin Suite	WD-1	WT-3	CPT-2	RF-1	LVT-2	RB-2	WT-2	PT-1	-	PT-1	PT-1	ACT-1	2
0105A	Reception	WD-1	WT-3	CPT-2	RF-1	LVT-2	RB-2	WT-2	-	WT-1	PT-1	PT-1	AWPC-1	2
0105B	SS/Admin.	WD-1	WT-3	CPT-2	RF-1	LVT-2	RB-2		PT-1	PT-1	PT-1	PT-1	ACT-1	
0105C	SS/Admin.	WD-1	WT-3	CPT-2	RF-1	LVT-2	RB-2		PT-1	PT-1	PT-1	PT-1	ACT-1	
0105D	SS/Admin.	WD-1	WT-3	CPT-2	RF-1	LVT-2	RB-2		PT-1	PT-1	PT-1	PT-1	ACT-1	
0105E	Sto.	WD-1	WT-3	CPT-2	RF-1	LVT-2	RB-2		PT-1	PT-1	PT-1	PT-1	ACT-2	
0105F	SS/Admin.	WD-1	WT-3.1	CPT-2	RF-1	LVT-2	RB-2		PT-1	PT-1	PT-1	PT-1	ACT-1	
0105G	SS/Admin.	WD-1	WT-3	CPT-2	RF-1	LVT-2	RB-2		PT-1	PT-1	PT-1	PT-1	ACT-1	
0106	Classroom	WD-1	WT-3	CPT-2	RF-1	LVT-2	RB-2	WT-2	PT-1	PT-1/AWP-1	PT-1	PT-1/AWP-1	ACT-1/GWB	2, 3
0107	Study/Lounge	CT-2	WT-3					WT-2	PT-1/AWP-1	PT-1	PT-1	PT-1/AWP-1	ACT-1/GWB	2, 3
0107A	Advising	WD-1	WT-3	CPT-2	RF-1	LVT-2	RB-2		PT-2	VWC-1	PT-2	PT-2	ACT-1/GWB	
0107B	Advising	WD-1	WT-3	CPT-2	RF-1	LVT-2	RB-2		PT-2	VWC-1	PT-2	PT-2	ACT-1	
0107C	Advising	WD-1	WT-3	CPT-2	RF-1	LVT-2	RB-2		PT-2	VWC-1	PT-2	PT-2	ACT-1	
0107D	Advising	WD-1	WT-3	CPT-2	RF-1	LVT-2	RB-2		PT-2	VWC-1	PT-2	PT-2	ACT-1	
0108	Elect.	CONC	RB-1						PT-1	PT-1	PT-1	PT-1	PAINTED EXPOSED	
0109	Transformative Teaching Lab	WD-1	WT-3	CPT-2	RF-1	LVT-2	RB-2	WT-2	WT-1	PT-2	PT-2	PT-2	AWPC-1/GWB/PL-1	2
0109A	Storage	WD-1	WT-3.1	CPT-2	RF-1	LVT-2	RB-2		PT-1	PT-1	PT-1	PT-1	ACT-2	
0109B	T/C	WD-1	WT-3.1	CPT-2	RF-1	LVT-2	RB-2		PT-1	PT-1	PT-1	PT-1	PAINTED EXPOSED	
S0101	Stair 1	CT-1	WT-3.1						PT-2	PT-2	PT-2	PT-2	GWB (PT-2)	1
S0102	Stair 2	CT-1/CPT-1	WT-3.1						PT-2	PT-2	PT-2	PT-2	PAINTED EXPOSED (PT-2)	1

2

Finish Summary

Mark	Description	Size	Basis of Design	Color/Pattern	Notes
FLOORS					
CPT-1	Walk-off Carpet Tile	24" x 24"	Shaw Contract Jive	Traverse	Brick installation method
CPT-2	Carpet Tile	18" x 36"	Bentley Mills Chronicle	Card Catalog	Brick installation method
LVT-1	Luxury Vinyl Tile	20" x 20"	Shaw Contract Amalgam, 4113V	Ore 13506	Brick installation method
LVT-2	Luxury Vinyl Tile	6" X 47"	Shaw Contract Reside 20 Mil, 4381V	Hearth 94140	Brick installation method
RF-1	Resilient Floor - Rigid Core	6" X 48"	Shaw Contract Mineralfloor Origin	Initiate 38130	Brick installation method
CT-1	Porcelain Ceramic Tile - Field	24" x 24"	Trinity Tile Stonehaven	Mesa Veincut	Tile shall be cut to size by manufacturer. Installed quarter-turned
CT-2	Porcelain Ceramic Tile - Accent	24" x 24"	Trinity Tile Stonehaven	Quarry Veincut	Tile shall be cut to size by manufacturer. Installed quarter-turned
GR-1	Grout	-	Mapei	5011 Sahara Beige	For use on floors with CT-1 & CT-2
WD-1	Engineered Hardwood Flooring	7/16" x 2 2/3"	Nydree Flooring - Rift and Quartered White Oak	Natural	Design intent is to visually match existing floors in adjacent CCCJ building
CONC	Sealed Concrete		W.R. Meadow Vocomp 25 Acrylic Sealer	TBD	
TRANSITIONS					
MT-1	Metal Transition - Floors	Sized to fit tile	Schluter Jolly Aluminum Edge Protection	Matte Black	
MT-2	Metal Transition - Walls	Sized to fit tile	Schluter Quadec Aluminum Edge Protection	Matte Black	
WALL BASE					
WT-3	Stained Wood Base	See Wood Trim Profiles	Old Masters Wiping Stain on Hardwood - See Specs	Custom to Match Architect's Sample	
RB-1	Rubber Wall Base - Cove	6"H x Roll	Burkebase TP	TBD	
RB-2	Rubber Wall Base - Cove	6"H x Roll	Burkebase Edge Effects Elegance	TBD	
CT-3	Porcelain Ceramic Tile - Cove Base	6" x 12"	Trinity Tile Vidal	Stormy Beach Matte	
CEILINGS					
ACT-1	Acoustic Ceiling Tile	24" x 24"	Armstrong Ultima Tegular	White	Use with Armstrong Prelude XL 9/16" in color white
ACT-2	Acoustic Ceiling Tile	24" x 24"	Armstrong Dune Square Lay-In	White	Use with Armstrong Prelude XL 9/16" in color white
AWPC-1	Acoustic Wood Panel Ceiling	24" x 24"	Armstrong Woodworks Vector	Rift White Oak, stained to match SW New Ebony	Use with Armstrong Prelude XL 15/16" in color black
AWPC-2	Acoustic Wood Panel Ceiling *(Base Bid)*	Varies	Armstrong WoodWorks ACGI Flat Panels Series 5 MicroPerf	Rift White Oak, stained to match SW New Ebony	
APC-1	Acoustic Panel Ceiling *(Alternate Bid)*	Varies	Armstrong Techzone	White	
GYP	Gypsum Board	-			
WALLS					
CT-4	Ceramic Wall Tile	3" x 12"	TileBar Rework	Leather Black	
CT-5	Porcelain Ceramic Wall Tile	24" x 24"	Trinity Tile Balance	Pietra Gray	
CT-6	Ceramic Wall Tile	3" x 24"	Garden State Tile Lark	Crimson Glossy	
CT-7	Ceramic Wall Tile	3" x 9"	Tilebar Corali	Canyon Terracotta	
GR-2	Grout	-	Mapei	5047 Charcoal	For use on walls with CT-3, CT-4, & CT-5
GR-2	Grout	-	Mapei		For use on walls with CT-6
PT-1	Paint - White		Sherwin Williams A-100 Latex Satin	TBD	
PT-2	Paint - Light Neutral		Sherwin Williams A-100 Latex Satin		
PT-3	Paint - Dark Neutral		Sherwin Williams A-100 Latex Satin		
PT-4	Paint - Accent		Sherwin Williams A-100 Latex Satin		
EP-1	Epoxy Paint		Sherwin Williams Pro Industrial Water Based Catalyzed Epoxy Gloss, B73-300 Series		
SS-1	24-Gauge Stainless Steel Wall Protection	24" x 24"	Stern-Williams Stainless Steel Back Panels	304 Stainless Steel	Custom Height: 24" above mop sink only
AWP-1	PET Acoustical Panels *(Alternate Bid)*	Varies	CSI Creative Gruppo SUR-FLD-023	Base: Earth, Accent: Cherry Chutney	
VWC-1	Vinyl Wall Covering - Type II Vinyl		MDC Roxbury	Ebony	
CASEWORK / MILLWORK					
WT-1	Wood Trim - Full-height Paneling	See Wood Trim Profiles	Old Masters Wiping Stain on Rift Cut White Oak - See Specs	Custom to Match Sherwin Williams New Ebony	
WT-2	Wood Trim - Wainscot Paneling *(Alternate Bid)*	See Wood Trim Profiles	Old Masters Wiping Stain on Rift Cut White Oak - See Specs	Custom to Match Sherwin Williams New Ebony	Base Bid: Painted GWB
WT-4	Wood Trim - Crown	See Wood Trim Profiles	Old Masters Wiping Stain on Hardwood - See Specs	Custom to Match Sherwin Williams New Ebony	
WT-5	Wood Trim - Window Jambs	See Wood Trim Profiles	Old Masters Wiping Stain on Hardwood - See Specs	Custom to Match Sherwin Williams New Ebony	
WT-6	Wood Trim - Door Casing (Storefront Casing SIM)	See Wood Trim Profiles	Old Masters Wiping Stain on Hardwood - See Specs	Custom to Match Sherwin Williams New Ebony	
ST-1	Wood Stain - Cabinets	-	TBD	Custom to Match Sherwin Williams New Ebony	
QZ-1	Quartz - Countertops	-	Wilsonart Quartz	Grey Lake Q1009	
PL-1	Plastic Laminate		Formica Homapal Metal Laminates	ESC | Brushed Champagne	
FURNISHINGS					
RS-1	Roller Shades - Light Filtering	-	Draper FlexShade Uplift E Screen Deco 3%	Willow	
SPECIALTIES/OTHER					
TP-1	Toilet Partitions/Urinal Screens	-	Scranton Hiny Hiders	Shale	
WF-1	Storefront Window Film	60"	Solyx SXJ-0598 Dual Gradient	Misty Frost	
CG-1	Corner Guard	Full-height	Acrovyn FS-20/FS-20R	Match Adjacent Painted Wall Color	Provide rated corner guards on rated shaft walls and partitions

2

NOTES:
1. PAINT UNDERSIDE OF STAIR AND EXPOSED CONCRETE TO MATCH WALLS
2. WT-2 ON ALL WALLS, THIS ROOM U.O.N. Alternate
3. AWP-1 IS AN ALTERNATE BID ITEM.
4. SEE INTERIOR ELEVATIONS FOR WALL FINISHES.

THESE DRAWINGS AND RENDERINGS ARE INSTRUMENTS OF SERVICE. THE DRAWINGS AND ASSOCIATED COPIES THEREOF INCLUDING ELECTRONIC MEDIA AND CADD FILES ARE THE PROPERTY OF ALW. THEIR USE, REPRESENTATION OR REPRODUCTION FOR ANY PURPOSE EXCEPT BY WRITTEN AGREEMENT WITH THE ARCHITECT IS PROHIBITED. THIS COPYRIGHT NOTIFICATION SHALL BE TRUE AS IF DIRECTLY PLACED ON EACH DRAWING, EXHIBIT, OR RENDERING ON THIS DOCUMENT AND SHALL NOT BE REMOVED FROM THESE DOCUMENTS

ID:	REVISION:	DRAWN:	REVIEWED:	DATE:
1	Addendum 01	EE, AB, AK	R. LEWIS	08-06-2026
2	Addendum 02	EE	R. LEWIS	09-04-2026

PHASE:	DRAWN:	REVIEWED:	DATE:
SCHEMATIC DESIGN	AB/EE	R. LEWIS	04-15-2024
DESIGN DEVELOPMENT	AB/EE	R. LEWIS	08-28-2024
50% CONSTRUCTION DOCUMENTS	AB/EE	R. LEWIS	01-16-2026
DEMOLITION PACKAGE	AB/EE	R. LEWIS	03-10-2026
100% CONSTRUCTION DOCUMENTS	AB/EE	R. LEWIS	06-19-2026

FSU

Client: Florida State University
Tallahassee, Florida

Job Title: Kellogg Building Remodeling Phase 2, Volume (3 of 3)

Consultant:

Project #: 22470
Phase: 100% Construction Documents

RECEIVED
ALLSTATE CONSTRUCTION
09-04-2026

Seal:

ALW
Architects Lewis + Whitlock
206 West Virginia St.
Tallahassee, Florida 32301
850.942.1718
www.think3d.net

Description: Finish Schedule

Sheet No.: A806

9/4/2026 5:24:48 PM

Finish Schedule

Number	Name	Floor Finish (Base Bid)	Base Finish (Base Bid)	Floor Finish (Alt. Bid A)	Floor Finish (Alt. Bid B)	Floor Finish (Alt. Bid C)	Base Finish (Alt. Bids A-C)	Wood Paneling (Alt. Bid)	Walls: North	Walls: South	Walls: East	Walls: West	Ceiling Finish	Finish Notes
Second Floor Alternate 2nd Floor														
0200	Corridor	CT-1/CT-2	WT-3					WT-2	WT-1	WT-1	WT-1/PT-1 UON	PT-1 UON	AWPC-2/GWB/ACT-1	2
0201	Campus IT	LVT-1	RB-1						PT-1	PT-1	PT-1	PT-1	PAINTED EXPOSED	
0202	Men	CT-1	CT-3						CT-4/CT-5/PT-2	PT-2	PT-2	PT-2	ACT-1/GWB	4
0203	J/C	CT-1	RB-1						SS-1/EPT-1	EPT-1	SS-1/EPT-1	EPT-1	PAINTED EXPOSED	
0204	Women	CT-1	CT-3						PT-2	CT-4/CT-5/PT-2	PT-2	PT-2	ACT-1/GWB	4
0205	Classroom	WD-1	WT-3	CPT-2	RF-1	LVT-2	RB-2	WT-2	PT-1/AWP-1	PT-1	PT-1/AWP-1	PT-1	ACT-1/GWB	2, 3
206	Dist. Learning Suite	WD-1	WT-3	CPT-2	RF-1	LVT-2	RB-2		PT-1	-	PT-1	PT-1	ACT-1/GWB	
0206A	Grad. Students	WD-1	WT-3	CPT-2	RF-1	LVT-2	RB-2		-	PT-2	PT-1	PT-1	ACT-1/GWB	
0206B	Office	WD-1	WT-3	CPT-2	RF-1	LVT-2	RB-2		PT-1	PT-1	PT-1	PT-2	ACT-1	
0206C	Office	WD-1	WT-3	CPT-2	RF-1	LVT-2	RB-2		PT-1	PT-1	PT-2	PT-1	ACT-1	
0207	Dist. Learning Suite	WD-1	WT-3	CPT-2	RF-1	LVT-2	RB-2	WT-2	PT-1	PT-1	PT-1	PT-1	ACT-1/GWB	2
0207A	Grad. Students	WD-1	WT-3	CPT-2	RF-1	LVT-2	RB-2	WT-2	PT-1	PT-1	PT-2	PT-1	ACT-1/GWB	2
0207B	Office	WD-1	WT-3	CPT-2	RF-1	LVT-2	RB-2	WT-2	PT-1	PT-1	PT-2	PT-1	ACT-1	2
0207C	Office	WD-1	WT-3	CPT-2	RF-1	LVT-2	RB-2	WT-2	PT-1	PT-1	PT-1	PT-2	ACT-1	2
0207D	Break Room	CT-1	WT-3						PT-2	PT-2	CT-7/PT-2	PT-2	ACT-1	
0207E	Stor.	WD-1	WT-3.1	CPT-2	RF-1	LVT-2	RB-1		PT-1	PT-1	PT-1	PT-1	ACT-2	
0207F	Office	WD-1	WT-3	CPT-2	RF-1	LVT-2	RB-2	WT-2	PT-2	PT-1	PT-1	PT-1	ACT-1	2
0207G	Office	WD-1	WT-3	CPT-2	RF-1	LVT-2	RB-2	WT-2	PT-1	PT-2	PT-1	PT-1	ACT-1	2
0207H	Office	WD-1	WT-3	CPT-2	RF-1	LVT-2	RB-2	WT-2	PT-1	PT-2	PT-1	PT-1	ACT-1	2
0207J	Office	WD-1	WT-3	CPT-2	RF-1	LVT-2	RB-2	WT-2	PT-2	PT-1	PT-1	PT-1	ACT-1	2
0207K	Office	WD-1	WT-3	CPT-2	RF-1	LVT-2	RB-2	WT-2	PT-2	PT-1	PT-1	PT-1	ACT-1	2
0207L	Office	WD-1	WT-3	CPT-2	RF-1	LVT-2	RB-2	WT-2	PT-1	PT-2	PT-1	PT-1	ACT-1	2
0208	Elect.	SEALED CONC	RB-1						PT-1	PT-1	PT-1	PT-1	PAINTED EXPOSED	
0209	Mechanical	SEALED CONC	RB-1						PT-1	PT-1	PT-1	PT-1	PAINTED EXPOSED	
0210	Study/Lounge	CT-2	WT-3					WT-2	PT-1	PT-1	-	PT-1	AWPC-2/GWB	2
0210A	Classroom	WD-1	WT-3	CPT-2	RF-1	LVT-2	RB-2	WT-2	PT-1	PT-1/AWP-1	PT-1/AWP-1	PT-1	ACT-1	2, 3
0210B	Co-Work	WD-1	WT-3	CPT-2	RF-1	LVT-2	RB-2		PT-1	PT-2	PT-1	PT-1	ACT-1	
S0201	Stair 1 Base Price	CT-1	WT-3.1						PT-2	PT-2	PT-2	PT-2	GWB (PT-2)	1
S0202	Stair 2 Base Price	CT-1	WT-3.1						PT-2	PT-2	PT-2	PT-2	PAINTED EXPOSED (PT-2)	1
Third Floor Alternate 3rd Floor														
0300	Corridor	CT-1/CT-2	WT-3					WT-2	WT-1	WT-1	WT-1/PT-2 UON	PT-2 UON	AWPC-2/GWB/ACT-1	2
0301	Campus IT	LVT-1	RB-1						PT-1	PT-1	PT-1	PT-1	PAINTED EXPOSED	
0302	Men	CT-1	CT-3						CT-4/CT-5/PT-2	PT-2	PT-2	PT-2	ACT-1/GWB	4
0303	J/C	CT-1	RB-1						SS-1/EP-1	EP-1	SS-1/EP-1	EP-1	PAINTED EXPOSED	
0304	Women	CT-1	CT-3						PT-2	CT-4/CT-5/PT-2	PT-2	PT-2	ACT-1/GWB	4
0305	Break Room	CT-1	WT-3						CT-7/PT-3	VWC-1	PT-3	PT-3	ACT-1/GWB	
0306	Conference Room	WD-1	WT-3	CPT-2	RF-1	LVT-2	RB-2	WT-2	PT-2	PT-2	PT-2	PT-2	ACT-1/GWB	2
0307	CCPPR Admin. Suite	WD-1	WT-3	CPT-2	RF-1	LVT-2	RB-2	WT-2	-	PT-1	PT-1	PT-1	ACT-1/GWB	2
0307A	Open Office	WD-1	WT-3	CPT-2	RF-1	LVT-2	RB-2	WT-2	PT-1	-	PT-1	PT-1	ACT-1/GWB	2
0307B	Exec. Director	WD-1	WT-3	CPT-2	RF-1	LVT-2	RB-2	WT-2	PT-2	PT-2	PT-2	PT-2	ACT-1	2
0307C	Office	WD-1	WT-3	CPT-2	RF-1	LVT-2	RB-2	WT-2	PT-1	PT-2	PT-2	PT-2	ACT-1	2
0307D	Office	WD-1	WT-3	CPT-2	RF-1	LVT-2	RB-2	WT-2	PT-2	PT-1	PT-1	PT-1	ACT-1	2
0308	Center for Criminology and Public Policy Research	WD-1	WT-3	CPT-2	RF-1	LVT-2	RB-2	WT-2	PT-1	PT-1	PT-1	PT-1	ACT-1/GWB	2
0308A	Open Office	WD-1	WT-3	CPT-2	RF-1	LVT-2	RB-2	WT-2	PT-1	-	PT-1	PT-1	ACT-1	2
0308B	Office	WD-1	WT-3	CPT-2	RF-1	LVT-2	RB-2		PT-2	PT-1	PT-1	PT-1	ACT-1	
0308C	Office	WD-1	WT-3	CPT-2	RF-1	LVT-2	RB-2		PT-1	PT-2	PT-1	PT-1	ACT-1	
0308D	Office	WD-1	WT-3	CPT-2	RF-1	LVT-2	RB-2		PT-1	PT-2	PT-1	PT-1	ACT-1	
0308E	Office	WD-1	WT-3	CPT-2	RF-1	LVT-2	RB-2		PT-2	PT-1	PT-1	PT-1	ACT-1	
0308F	Office	WD-1	WT-3	CPT-2	RF-1	LVT-2	RB-2		PT-1	PT-2	PT-1	PT-1	ACT-1	
0308G	Office	WD-1	WT-3	CPT-2	RF-1	LVT-2	RB-2		PT-2	PT-1	PT-1	PT-1	ACT-1	
0308H	Office	WD-1	WT-3	CPT-2	RF-1	LVT-2	RB-2		PT-2	PT-1	PT-1	PT-1	ACT-1	
0308J	Office	WD-1	WT-3	CPT-2	RF-1	LVT-2	RB-2		PT-2	PT-1	PT-1	PT-1	ACT-1	
0309	Elect.	CONC	RB-1						PT-1	PT-1	PT-1	PT-1	PAINTED EXPOSED	
0310	Mechanical	CONC	RB-1						PT-1	PT-1	PT-1	PT-1	PAINTED EXPOSED	
0311	Study / Lounge	CT-2	WT-3						PT-1	PT-1	-	PT-1	AWPC-2/GWB	
0311A	Teaching Lab	WD-1	WT-3	CPT-2	RF-1	LVT-2	RB-2	WT-2	PT-1	PT-1/AWP-1	PT-1/AWP-1	PT-1	ACT-1	2, 3
0311B	Co-work	WD-1	WT-3	CPT-2	RF-1	LVT-2	RB-2		PT-1	PT-2	PT-1	PT-1	ACT-1	
S0301	Stair 1 Base Price	CT-1	WT-3.1						PT-2	PT-2	PT-2	PT-2	GWB (PT-2)	1
S0302	Stair 2 Base Price	CT-1	WT-3.1						PT-2	PT-2	PT-2	PT-2	PAINTED EXPOSED (PT-2)	1
Fourth Floor Alternate 4th Floor														
0400	Corridor	CT-1/CT-2	WT-3					WT-2	WT-1	WT-1	WT-1/PT-2 UON	PT-2 UON	AWPC-2/GWB/ACT-1	2
0401	Campus IT	LVT-1	RB-1						PT-1	PT-1	PT-1	PT-1	PAINTED EXPOSED	
0402	Men	CT-1	CT-3						CT-4/CT-5/PT-2	PT-2	PT-2	PT-2	ACT-1/GWB	4
0403	J/C	CT-1	RB-1						SS-1/EP-1	EP-1	SS-1/EP-1	EP-1	PAINTED EXPOSED	
0404	Women	CT-1	CT-3						PT-2	CT-4/CT-5/PT-2	PT-2	PT-2	ACT-1/GWB	4
0405	Library	WD-1	WT-3	CPT-2	RF-1	LVT-2	RB-2	WT-2	WT-1	PT-3	PT-3	PT-3	ACT-1/GWB	2
0406	Grad Stu.	WD-1	WT-3	CPT-2	RF-1	LVT-2	RB-2		PT-1	PT-1	PT-1	PT-1	ACT-1/GWB	
0407	Center for Criminology & Public Policy Research	WD-1	WT-3	CPT-2	RF-1	LVT-2	RB-2	WT-2	PT-1	PT-1	PT-1	PT-1	ACT-1/GWB	2
0407A	Open Office	WD-1	WT-3	CPT-2	RF-1	LVT-2	RB-2	WT-2	PT-1	-	PT-1	PT-1	ACT-1	2
0407B	Office	WD-1	WT-3	CPT-2	RF-1	LVT-2	RB-2		PT-2	PT-1	PT-1	PT-1	ACT-1	
0407C	Office	WD-1	WT-3	CPT-2	RF-1	LVT-2	RB-2		PT-1	PT-2	PT-1	PT-1	ACT-1	
0407D	Office	WD-1	WT-3	CPT-2	RF-1	LVT-2	RB-2		PT-2	PT-1	PT-1	PT-1	ACT-1/GWB	
0407E	Office	WD-1	WT-3	CPT-2	RF-1	LVT-2	RB-2		PT-2	PT-1	PT-1	PT-1	ACT-1/GWB	
0407F	Office	WD-1	WT-3	CPT-2	RF-1	LVT-2	RB-2		PT-2	PT-1	PT-1	PT-1	ACT-1/GWB	
0407G	Office	WD-1	WT-3	CPT-2	RF-1	LVT-2	RB-2		PT-2	PT-1	PT-1	PT-1	ACT-1/GWB	
0407H	Office	WD-1	WT-3	CPT-2	RF-1	LVT-2	RB-2		PT-2	PT-1	PT-1	PT-1	ACT-1/GWB	
0407J	Office	WD-1	WT-3	CPT-2	RF-1	LVT-2	RB-2		PT-2	PT-1	PT-1	PT-1	ACT-1	
0408	Elect.	CONC	RB-1						PT-1	PT-1	PT-1	PT-1	PAINTED EXPOSED	
0409	Mechanical	CONC	RB-1						PT-1	PT-1	PT-1	PT-1	PAINTED EXPOSED	
0410	Study / Lounge	CT-2	WT-3						PT-1	PT-1	-	PT-1	AWPC-2/GWB	
0410A	Teaching Lab	WD-1	WT-3	CPT-2	RF-1	LVT-2	RB-2	WT-2	PT-1	PT-1/AWP-1	PT-1/AWP-1	PT-1	ACT-1/GWB	2, 3
0410B	Co-work	WD-1	WT-3	CPT-2	RF-1	LVT-2	RB-2		PT-1	PT-2	PT-1	PT-1	ACT-1	
S0401	Stair 1 Base Price	CT-1	WT-3.1						PT-2	PT-2	PT-2	PT-2	GWB (PT-2)	1
S0402	Stair 2 Base Price	CT-1	WT-3.1						PT-2	PT-2	PT-2	PT-2	GWB (PT-2)	1

1

THESE DRAWINGS AND RENDERINGS ARE INSTRUMENTS OF SERVICE. THE DRAWINGS AND ASSOCIATED COPIES THEREOF INCLUDING ELECTRONIC MEDIA AND CADD FILES ARE THE PROPERTY OF ALW. THEIR USE, REPRESENTATION OR REPRODUCTION FOR ANY PURPOSE EXCEPT BY WRITTEN AGREEMENT WITH THE ARCHITECT IS PROHIBITED. THIS COPYRIGHT NOTIFICATION SHALL BE TRUE AS IF DIRECTLY PLACED ON EACH DRAWING, EXHIBIT, OR RENDERING ON THIS DOCUMENT AND SHALL NOT BE REMOVED FROM THESE DOCUMENTS

ID:	REVISION:	DRAWN:	REVIEWED:	DATE:
1	Addendum 02	EE	R. LEWIS	09-04-2026

PHASE:	DRAWN:	REVIEWED:	DATE:
SCHEMATIC DESIGN	AB/EE	R. LEWIS	04-15-2024
DESIGN DEVELOPMENT	AB/EE	R. LEWIS	08-28-2024
50% CONSTRUCTION DOCUMENTS	AB/EE	R. LEWIS	01-16-2026
DEMOLITION PACKAGE	AB/EE	R. LEWIS	03-10-2026
100% CONSTRUCTION DOCUMENTS	AB/EE	R. LEWIS	06-19-2026

FSU

Consultant:

Client: Florida State University
Tallahassee, Florida

Job Title: Kellogg Building Remodeling Phase 2, Volume (3 of 3)

Project #: 22470
Phase: 100% Construction Documents

RECEIVED
ALLSTATE CONSTRUCTION
09-04-2026

Seal:

ALW

Architects Lewis + Whitlock
206 West Virginia St.
Tallahassee, Florida 32301
850.942.1718
www.think3d.net

Description: Finish Schedule

Sheet No.: A806-1 (1)

9/4/2026 5:24:50 PM

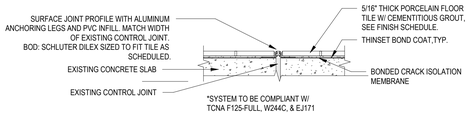

6 Typical Control Joint Detail
3" = 1'-0"

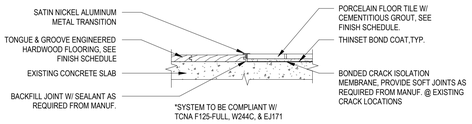

5 Typical Wood Floor-to-Porcelain Tile Detail
3" = 1'-0"

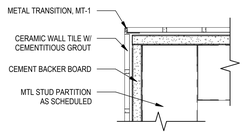

4 Typical Trim Profile @ Wall Tile Corner
3" = 1'-0"

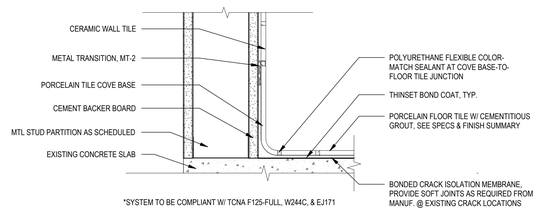

3 Tile Cove Base Detail
3" = 1'-0"

FLOOR FINISH KEY

- MODULAR WALK-OFF CARPET
- SOLID HARDWOOD TONGUE & GROOVE
- SEALED CONCRETE
- PORCELAIN CERAMIC TILE - FIELD
- PORCELAIN CERAMIC TILE - ACCENT
- LUXURY VINYL TILE

GENERAL NOTES - FINISH PLAN

A. ALL FLOOR FINISH TRANSITIONS TO OCCUR AT CENTERLINE OF DOOR UNLESS OTHERWISE NOTED.
B. VERIFY LOCATIONS OF ALL APPLIED WALL MATERIALS ON ELEVATIONS.
C. WHERE MORE THAN ONE FINISH IS USED WITHIN A ROOM, SPECIAL TREATMENTS ARE NOTED ON THE PLAN & ELEVATIONS.
D. ALL GYPSUM BOARD WALLS TO RECEIVE PAINT WITH EGGSHELL FINISH, UNLESS OTHERWISE NOTED. SEMI-GLOSS TO BE USED IN "WET" LOCATIONS SUCH AS LAUNDRY, FOOD PREP, RESTROOMS, DRINKING FOUNTAINS, ETC.
E. ALL TRIM AND HOLLOW METAL DOOR FRAMES TO BE PAINTED PT-3 & SEMI-GLOSS FINISH.
F. ALL INTERIOR WINDOW SILLS TO BE STAINED, UNLESS NOTED OTHERWISE.
G. PAINT DIFFUSERS AND ACCESS PANELS MOUNTED IN INTERIOR PARTITIONS TO MATCH WALL FINISH.
H. NOT USED.
I. PROVIDE MOVEMENT/CONTROL JOINTS IN PORCELAIN FLOOR TILE AT ALL EXISTING CONTROL JOINT LOCATIONS IN CONCRETE SLAB. MATCH WIDTH OF EXISTING CONTROL JOINT. BOD: SCHLUTER DILEX.

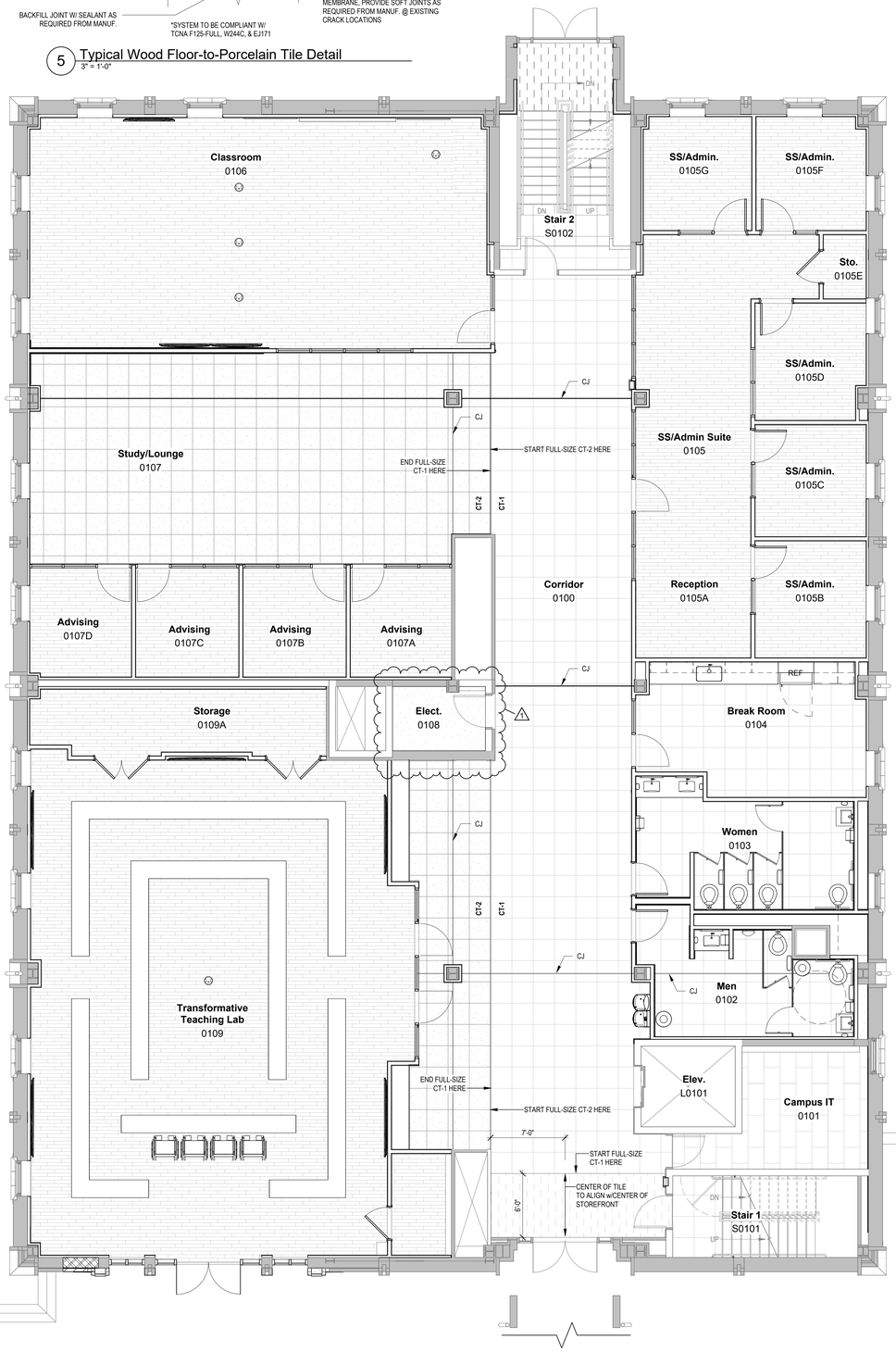

N 2 First Floor Finish Plan
3/16" = 1'-0"

Base Price

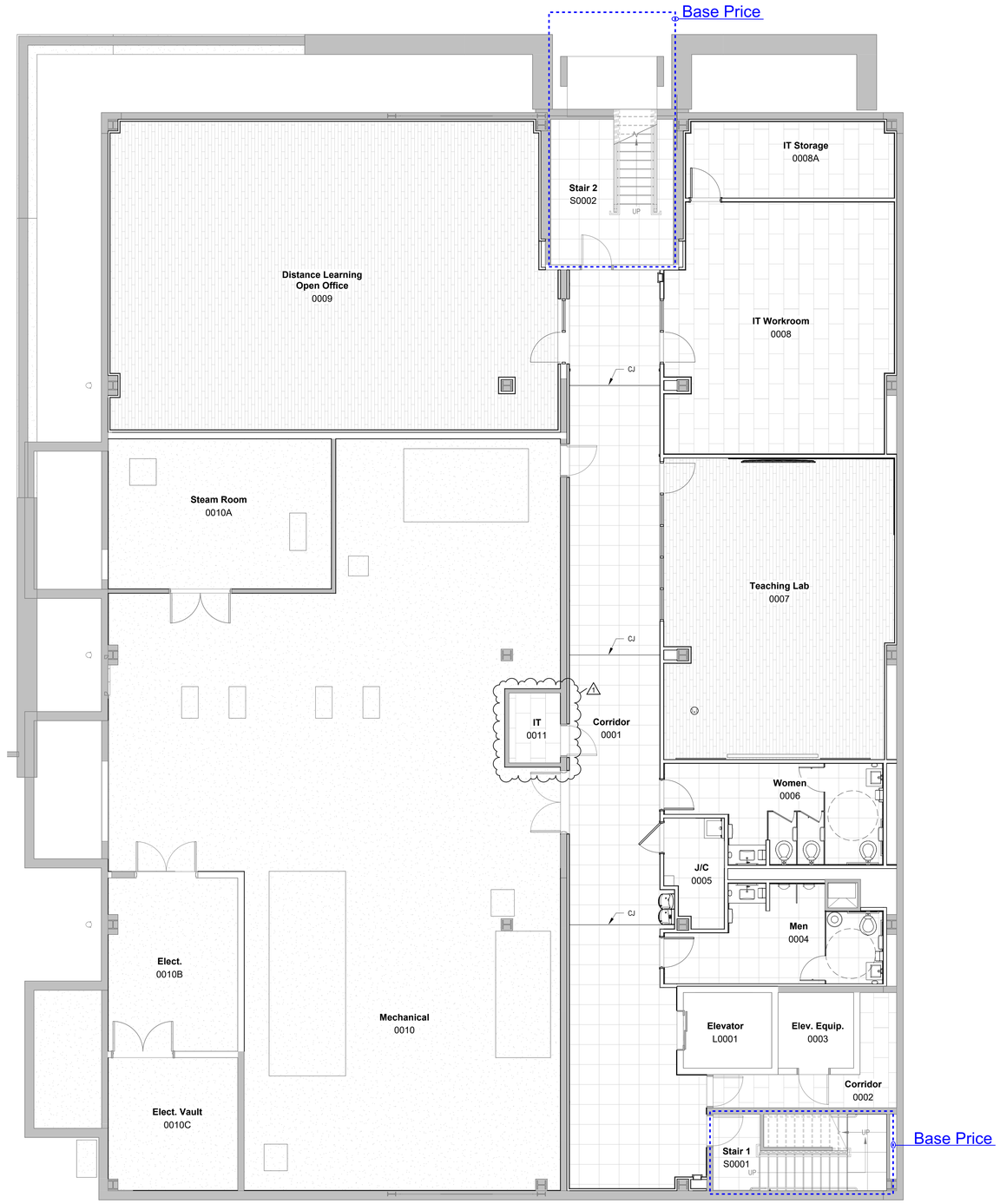

Base Price

N 1 Basement Level Finish Plan Alternate Basement
3/16" = 1'-0"

THESE DRAWINGS AND RENDERINGS ARE INSTRUMENTS OF SERVICE. THE DRAWINGS AND ASSOCIATED COPIES THEREOF, INCLUDING ELECTRONIC FILES, PREPARED FOR THIS PROJECT BY ALW - THEIR FILES ARE THE PROPERTY OF ALW. THEIR USE IS LIMITED TO THIS PROJECT AND FOR ANY PURPOSE EXCEPT BY WRITTEN AGREEMENT WITH ALW. ALL OTHER USES ARE PROHIBITED. THIS COPYRIGHT NOTIFICATION SHALL REMAIN ON ANY REPRODUCTION OF THESE DRAWINGS. ELECTRONIC RENDERING ON THIS DOCUMENT AND SHALL NOT BE REMOVED FROM THESE ELEMENTS

PHASE:	DRAWN:	REVIEWED:	DATE:
SCHEMATIC DESIGN	ABEE	R. LEWIS	04-15-2024
DESIGN DEVELOPMENT	ABEE	R. LEWIS	08-26-2024
50% CONSTRUCTION DOCUMENTS	ABEE	R. LEWIS	01-15-2025
DEMOLITION PACKAGE	ABEE	R. LEWIS	03-19-2026
100% CONSTRUCTION DOCUMENTS	ABEE	R. LEWIS	06-19-2026

ID:	REVISION:	DRAWN:	REVIEWED:	DATE:
1	Addendum 01	EE, AB, AK	R. LEWIS	08-06-2026

FSU

Client: Florida State University
Tallahassee, Florida

Job Title: Kellogg Building Remodeling
Phase 2, Volume (3 of 3)

Consultant:

Project #: 22470
Phase: 100% Construction Documents

Seal:

ALW

Architects Lewis + Whitlock
206 West Virginia St.
Tallahassee, Florida 32301
850.942.1718
www.think3d.net

Description: Finish Plans

Sheet No.: A807

8/6/2026 9:14:35 AM

FLOOR FINISH KEY

MODULAR WALK-OFF CARPET	PORCELAIN CERAMIC TILE - FIELD
SOLID HARDWOOD TONGUE & GROOVE	PORCELAIN CERAMIC TILE - ACCENT
SEALED CONCRETE	LUXURY VINYL TILE

GENERAL NOTES - FINISH PLAN

A. ALL FLOOR FINISH TRANSITIONS TO OCCUR AT CENTERLINE OF DOOR UNLESS OTHERWISE NOTED.
B. VERIFY LOCATIONS OF ALL APPLIED WALL MATERIALS ON ELEVATIONS.
C. WHERE MORE THAN ONE FINISH IS USED WITHIN A ROOM, SPECIAL TREATMENTS ARE NOTED ON THE PLAN & ELEVATIONS.
D. ALL GYPSUM BOARD WALLS TO RECEIVE PAINT WITH EGGSHELL FINISH, UNLESS OTHERWISE NOTED. SEMI-GLOSS TO BE USED IN "WET" LOCATIONS SUCH AS LAUNDRY, FOOD PREP, RESTROOMS, DRINKING FOUNTAINS, ETC.
E. ALL TRIM AND HOLLOW METAL DOOR FRAMES TO BE PAINTED PT-3 & SEMI-GLOSS FINISH.
F. ALL INTERIOR WINDOW SILLS TO BE STAINED, UNLESS NOTED OTHERWISE.
G. PAINT DIFFUSERS AND ACCESS PANELS MOUNTED IN INTERIOR PARTITIONS TO MATCH WALL FINISH.
H. NOT USED.
I. PROVIDE MOVEMENT/CONTROL JOINTS IN PORCELAIN FLOOR TILE AT ALL EXISTING CONTROL JOINT LOCATIONS IN CONCRETE SLAB. MATCH WIDTH OF EXISTING CONTROL JOINT. BOD: SCHLUTER DILEX.

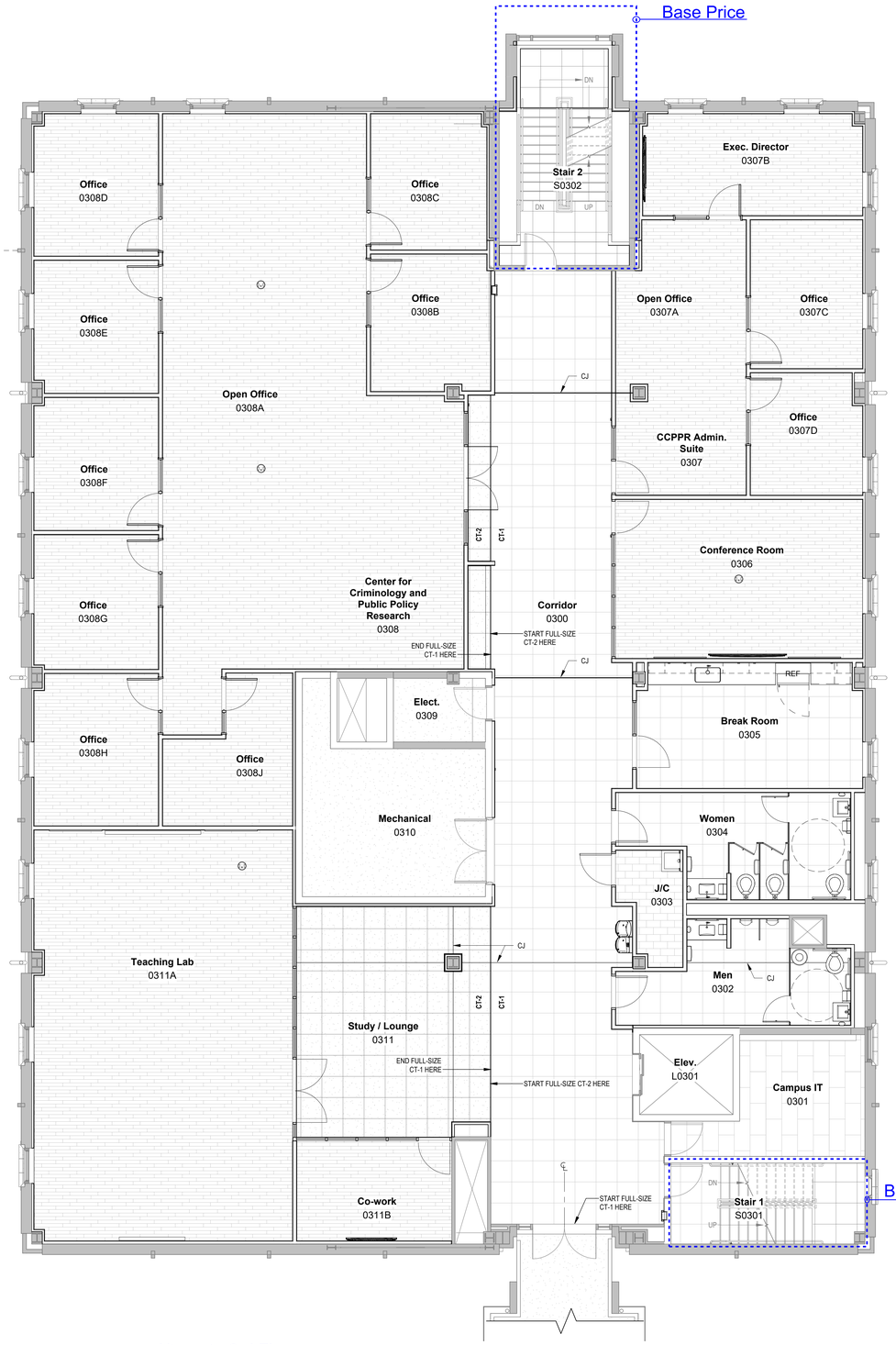

2 Third Floor Finish Plan Alternate 3rd Floor
3/16" = 1'-0"

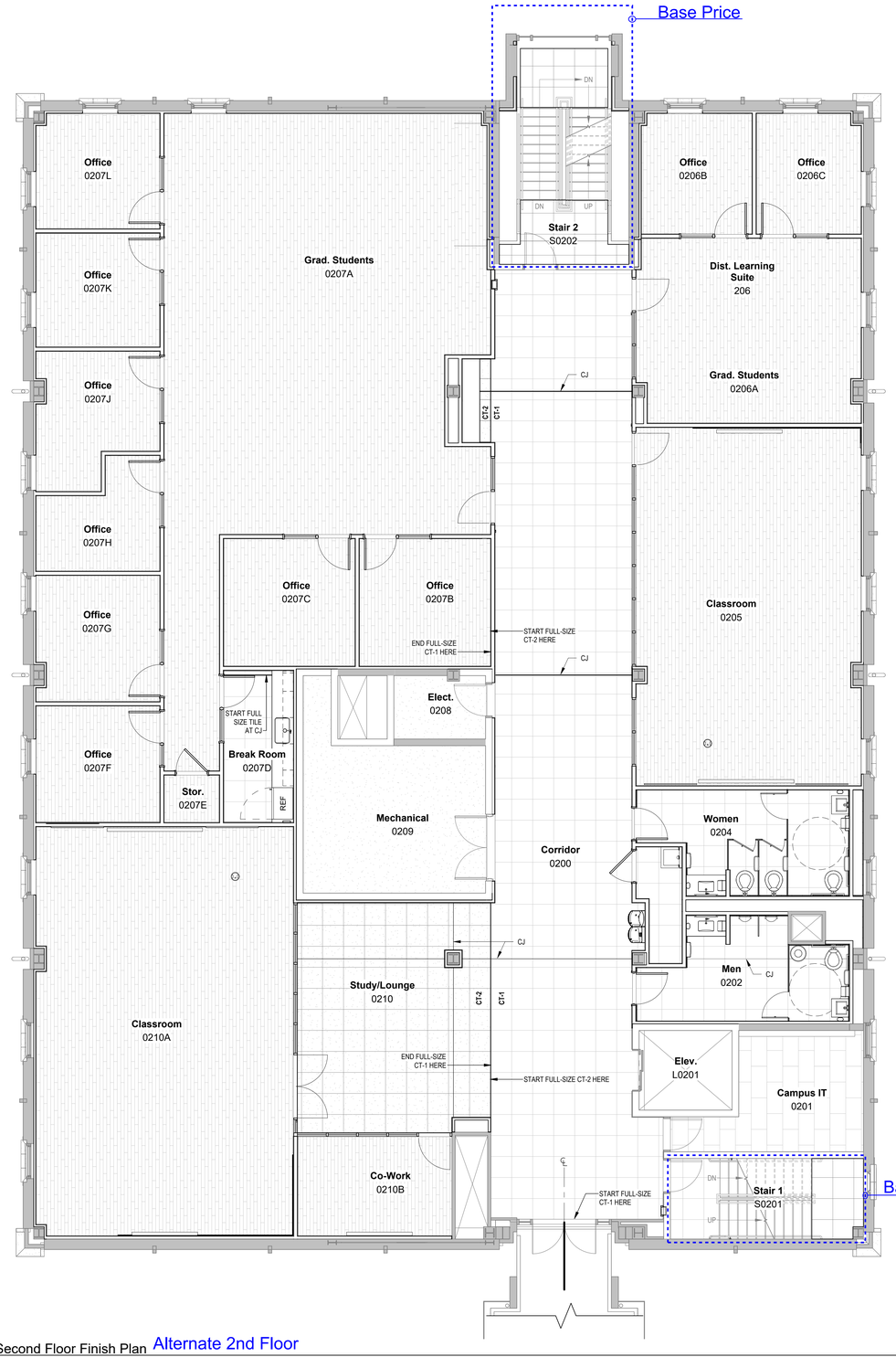

1 Second Floor Finish Plan Alternate 2nd Floor
3/16" = 1'-0"

THESE DRAWINGS AND RENDERINGS ARE INSTRUMENTS OF SERVICE. THE DRAWINGS AND ASSOCIATED COPIES THEREOF INCLUDING ELECTRONIC MEDIA AND CADD FILES ARE THE PROPERTY OF ALW. THEIR USE, REPRESENTATION OR REPRODUCTION FOR ANY PURPOSE EXCEPT BY WRITTEN AGREEMENT WITH THE ARCHITECT IS PROHIBITED. THIS COPYRIGHT NOTIFICATION SHALL BE TRUE AS IF DIRECTLY PLACED ON EACH DRAWING. EXHIBIT OR RENDERING ON THIS DOCUMENT AND SHALL NOT BE REMOVED FROM THESE DOCUMENTS

ID:	REVISION:	DRAWN:	REVIEWED:	DATE:
1	Addendum 01	EE, AB, AK	R. LEWIS	08-06-2026

PHASE:	DRAWN:	REVIEWED:	DATE:
SCHEMATIC DESIGN	AB/EE	R. LEWIS	04-15-2024
DESIGN DEVELOPMENT	AB/EE	R. LEWIS	08-26-2024
50% CONSTRUCTION DOCUMENTS	AB/EE	R. LEWIS	01-16-2026
DEMOLITION PACKAGE	AB/EE	R. LEWIS	03-10-2026
100% CONSTRUCTION DOCUMENTS	AB/EE	R. LEWIS	06-19-2026

FSU

Client: Florida State University
Tallahassee, Florida

Job Title: Kellogg Building Remodeling Phase 2, Volume (3 of 3)

Consultant:

Project #: 22470
Phase: 100% Construction Documents

Seal:

ALW
Architects Lewis + Whitlock
206 West Virginia St.
Tallahassee, Florida 32301
850.942.1718
www.think3d.net

Description: Finish Plans

Sheet No.: A808

8/6/2026 9:14:38 AM

FLOOR FINISH KEY

MODULAR WALK-OFF CARPET	PORCELAIN CERAMIC TILE - FIELD
SOLID HARDWOOD TONGUE & GROOVE	PORCELAIN CERAMIC TILE - ACCENT
SEALED CONCRETE	LUXURY VINYL TILE

GENERAL NOTES - FINISH PLAN

A. ALL FLOOR FINISH TRANSITIONS TO OCCUR AT CENTERLINE OF DOOR UNLESS OTHERWISE NOTED.
B. VERIFY LOCATIONS OF ALL APPLIED WALL MATERIALS ON ELEVATIONS.
C. WHERE MORE THAN ONE FINISH IS USED WITHIN A ROOM, SPECIAL TREATMENTS ARE NOTED ON THE PLAN & ELEVATIONS.
D. ALL GYPSUM BOARD WALLS TO RECEIVE PAINT WITH EGGSHELL FINISH, UNLESS OTHERWISE NOTED. SEMI-GLOSS TO BE USED IN "WET" LOCATIONS SUCH AS LAUNDRY, FOOD PREP, RESTROOMS, DRINKING FOUNTAINS, ETC.
E. ALL TRIM AND HOLLOW METAL DOOR FRAMES TO BE PAINTED PT-3 & SEMI-GLOSS FINISH.
F. ALL INTERIOR WINDOW SILLS TO BE STAINED, UNLESS NOTED OTHERWISE.
G. PAINT DIFFUSERS AND ACCESS PANELS MOUNTED IN INTERIOR PARTITIONS TO MATCH WALL FINISH.
H. NOT USED.
I. PROVIDE MOVEMENT/CONTROL JOINTS IN PORCELAIN FLOOR TILE AT ALL EXISTING CONTROL JOINT LOCATIONS IN CONCRETE SLAB. MATCH WIDTH OF EXISTING CONTROL JOINT. BOD: SCHLUTER DILEX.

1

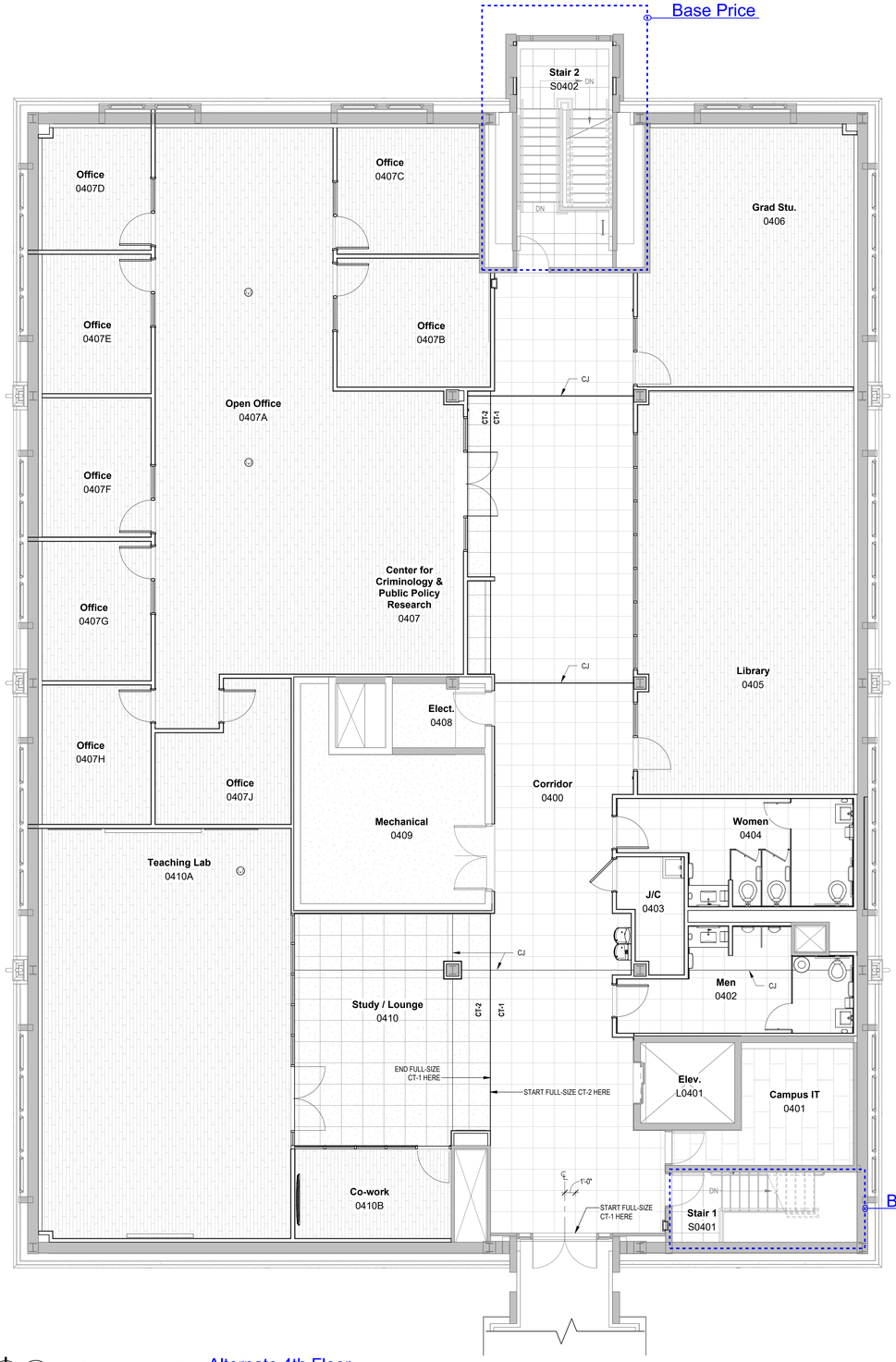

N 1 Fourth Floor Finish Plan Alternate 4th Floor
3/16" = 1'-0"

THESE DRAWINGS AND RENDERINGS ARE INSTRUMENTS OF SERVICE. THE DRAWINGS AND ASSOCIATED COPIES THEREOF INCLUDING ELECTRONIC MEDIA AND CADD FILES ARE THE PROPERTY OF ALW. THEIR USE, REPRESENTATION OR REPRODUCTION FOR ANY PURPOSE EXCEPT BY WRITTEN AGREEMENT WITH THE ARCHITECT IS PROHIBITED. THIS COPYRIGHT NOTIFICATION SHALL BE TRUE AS IF DIRECTLY PLACED ON EACH DRAWING. EXHIBIT OR RENDERING ON THIS DOCUMENT AND SHALL NOT BE REMOVED FROM THESE DOCUMENTS

ID:	REVISION:	DRAWN:	REVIEWED:	DATE:
1	Addendum 01	EE, AB, AK	R. LEWIS	08-06-2026

PHASE:	DRAWN:	REVIEWED:	DATE:
SCHEMATIC DESIGN	AB/EE	R. LEWIS	04-15-2024
DESIGN DEVELOPMENT	AB/EE	R. LEWIS	08-26-2024
50% CONSTRUCTION DOCUMENTS	AB/EE	R. LEWIS	01-16-2026
DEMOLITION PACKAGE	AB/EE	R. LEWIS	03-10-2026
100% CONSTRUCTION DOCUMENTS	AB/EE	R. LEWIS	06-19-2026

FSU

Client:
Florida State University
Tallahassee, Florida

Job Title:
Kellogg Building Remodeling
Phase 2, Volume (3 of 3)

Consultant:

Project #: 22470
Phase: 100% Construction Documents

Seal:

ALW

Architects Lewis + Whitlock
206 West Virginia St.
Tallahassee, Florida 32301
850.942.1718
www.think3d.net

Description:
Finish Plans

Sheet No.:
A809

8/6/2026 9:14:39 AM