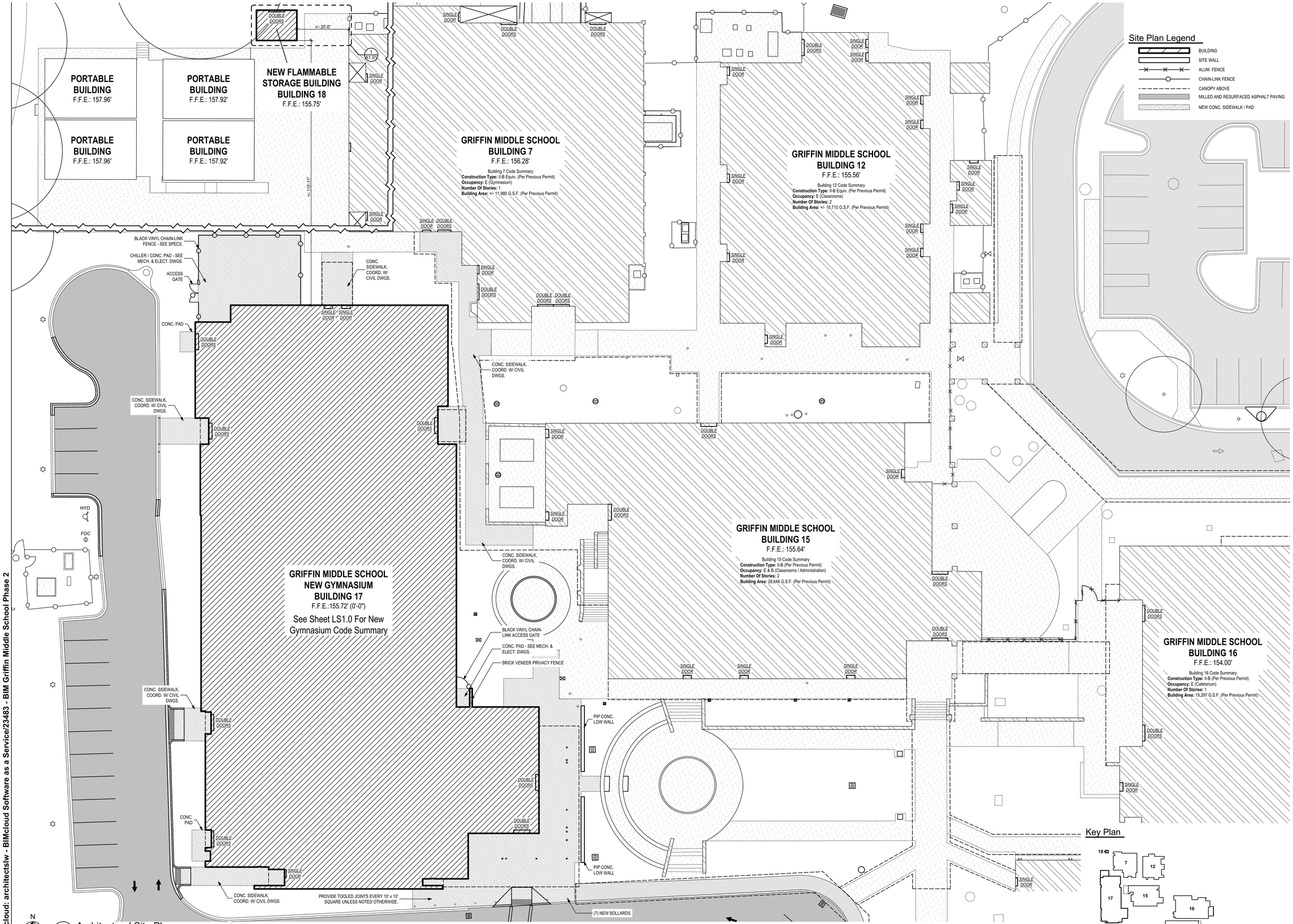

N

1 Architectural Site Plan
1/16" = 1'-0"

BIMcloud: architectslw - BIMcloud Software as a Service/23483 - BIM Griffin Middle School Phase 2

PHASE:	DRAWN:	REVIEWED:	DATE:	ID:	REVISION:	DRAWN:	REVIEWED:	DATE:
CONCEPT SCHEM. DESIGN	BG / RS	C. WHITLOCK	10/18/2024					
DESIGN DEVELOPMENT	BG/KS/RS/MS	C. WHITLOCK	12/20/2024					
EARLY DEMOLITION PACKAGE	BG/RS/MS	R. LEWIS	03/21/2025					
80% CONSTRUCTION DOCS.	BG/RS/MS	R. LEWIS	05/09/2025					
PERMIT DOCS.								
100% CONSTRUCTION DOCS.	BG/RS/MS	R. LEWIS	05/09/2025					

THESE DRAWINGS AND DESIGNS ARE INSTRUMENTS OF SERVICE. THE DRAWINGS AND ASSOCIATED COPIES THEREOF, INCLUDING ELECTRONIC MEDIA AND CADD FILES, ARE THE PROPERTY OF ARCHITECTS LEWIS + WHITLOCK, P.A. THEIR USE, REPRESENTATION OR REPRODUCTION FOR ANY PURPOSE EXCEPT BY WRITTEN AGREEMENT WITH THE ARCHITECT IS PROHIBITED. THIS COPYRIGHT NOTIFICATION SHALL BE TRUE AS IF DIRECTLY PLACED ON EACH DRAWING EXHIBIT OR RENDERING ON THIS DOCUMENT AND SHALL NOT BE REMOVED FROM THESE DOCUMENTS

Client: Leon County Schools
3420 W. Tharpe St. Suite 100
Tallahassee, FL 32303

Job Title: Griffin Middle School - Phase 2
800 Alabama St. Tallahassee, FL 32304

Consultant:

Project #: 23483
Phase: 100% CDs

Seal:

Architects Lewis + Whitlock
206 West Virginia St.
Tallahassee, Florida 32301
850.942.1718
www.think3d.net

Description:
Architectural Site Plan

Sheet No.:
A1.0

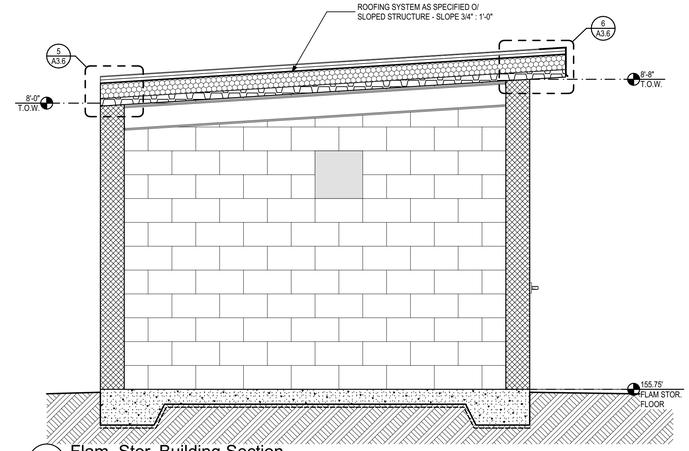

7 Flam. Stor. Building Section
1/2" = 1'-0"

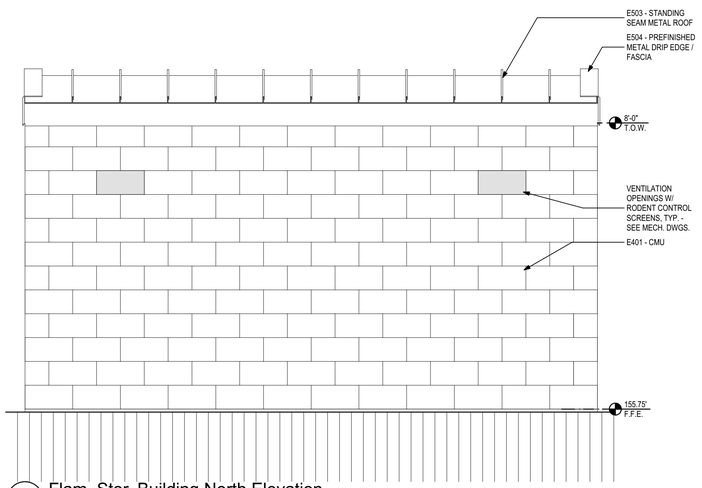

6 Flam. Stor. Building North Elevation
1/2" = 1'-0"

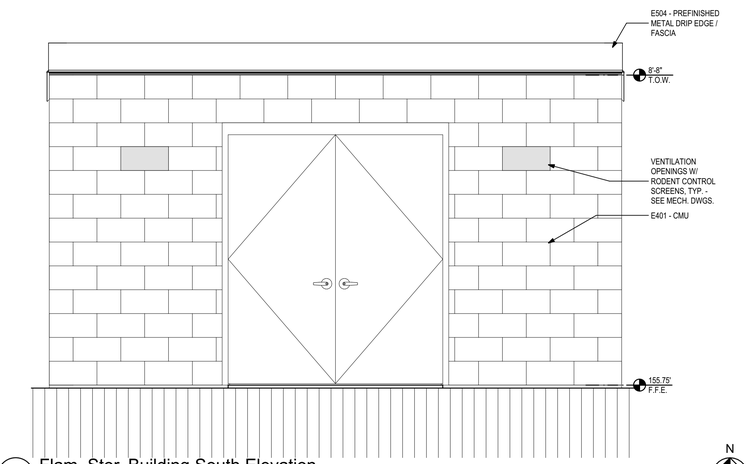

5 Flam. Stor. Building South Elevation
1/2" = 1'-0"

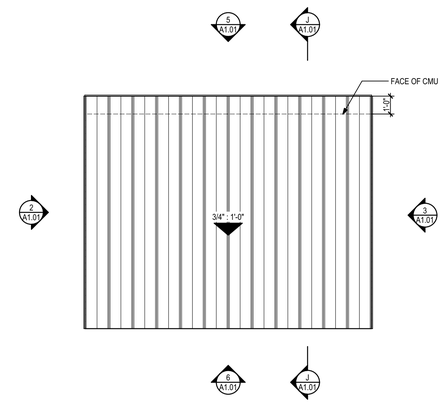

N

4 Enlarged Roof Plan - Flammable Storage Building
1/4" = 1'-0"

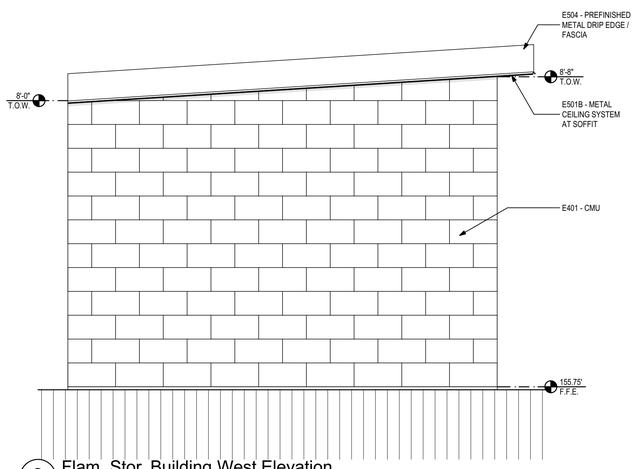

3 Flam. Stor. Building West Elevation
1/2" = 1'-0"

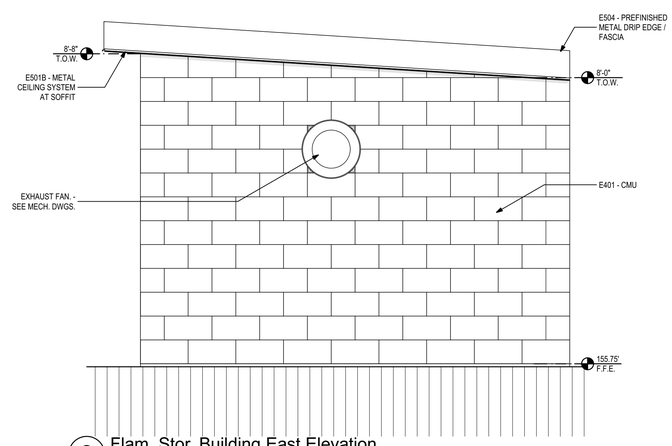

2 Flam. Stor. Building East Elevation
1/2" = 1'-0"

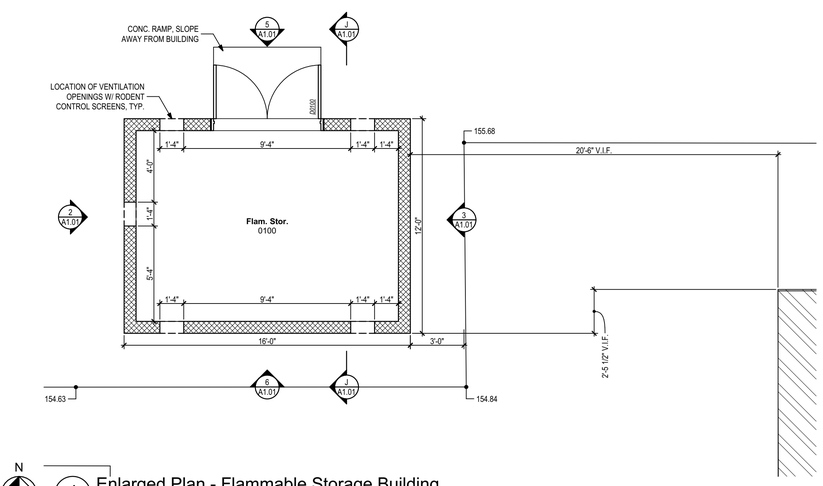

N

1 Enlarged Plan - Flammable Storage Building
1/4" = 1'-0"

PHASE:	DRAWN:	REVIEWED:	DATE:	ID:	REVISION:	DRAWN:	REVIEWED:	DATE:
CONCEPT SCHEM. DESIGN	BG / RS	C. WHITLOCK	10/18/2024					
DESIGN DEVELOPMENT	BG/KS/RS/MS	C. WHITLOCK	12/20/2024					
EARLY DEMOLITION PACKAGE	BG/RS/MS	R. LEWIS	03/21/2025					
80% CONSTRUCTION DOCS.	BG/RS/MS	R. LEWIS	05/09/2025					
PERMIT DOCS.								
100% CONSTRUCTION DOCS.	BG/RS/MS	R. LEWIS	05/09/2025					

THESE DRAWINGS AND DESIGNS ARE INSTRUMENTS OF SERVICE. THE DRAWINGS AND ASSOCIATED COPIES THEREOF, INCLUDING ELECTRONIC MEDIA AND CADD FILES, ARE THE PROPERTY OF ARCHITECTS LEWIS + WHITLOCK, P.A.; THEIR USE, REPRESENTATION OR REPRODUCTION FOR ANY PURPOSE EXCEPT BY WRITTEN AGREEMENT WITH THE ARCHITECT IS PROHIBITED. THIS COPYRIGHT NOTIFICATION SHALL BE TRUE AS IF DIRECTLY PLACED ON EACH DRAWING EXHIBIT OR RENDERING ON THIS DOCUMENT AND SHALL NOT BE REMOVED FROM THESE DOCUMENTS

Client:
Leon County Schools
3420 W. Tharpe St. Suite 100
Tallahassee, FL 32303

Job Title:
Griffin Middle School - Phase 2
800 Alabama St. Tallahassee, FL 32304

Consultant:

Project #: 23483
Phase: 100% CDs

Seal:

ALW
Architects Lewis + Whitlock
206 West Virginia St.
Tallahassee, Florida 32301
850.942.1718
www.think3d.net

Description:
Architectural Site Details

Sheet No.:
A1.01

BIMcloud: architectslw - BIMcloud Software as a Service/23483 - BIM Griffin Middle School Phase 2

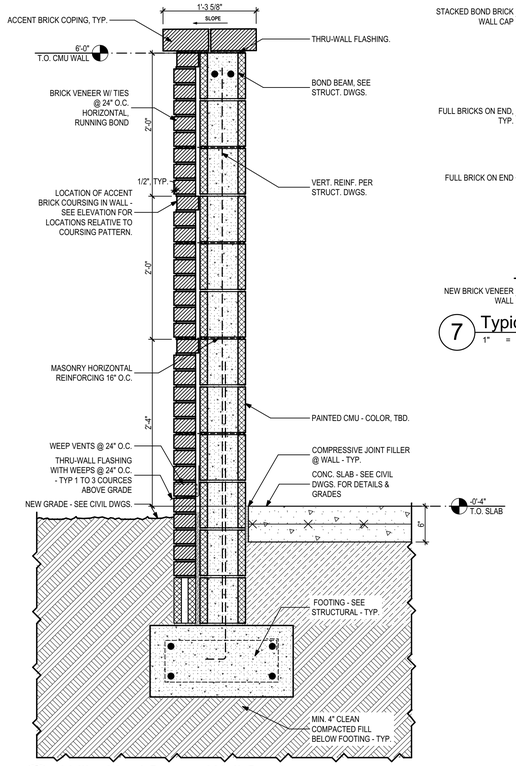

6 Utility Yard Screen Wall Section
1" = 1'-0"

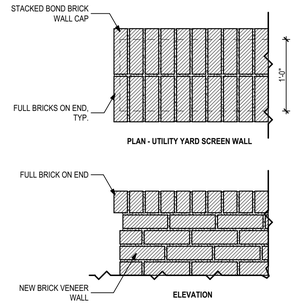

7 Typical Yard Wall Cap Details
1" = 1'-0"

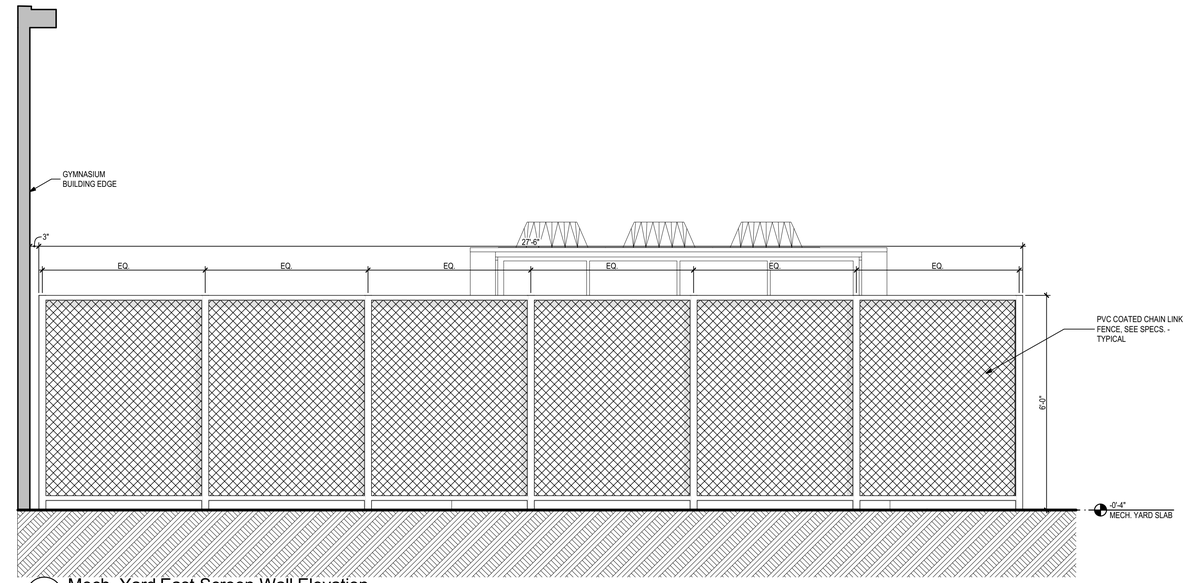

5 Mech. Yard East Screen Wall Elevation
1/2" = 1'-0"

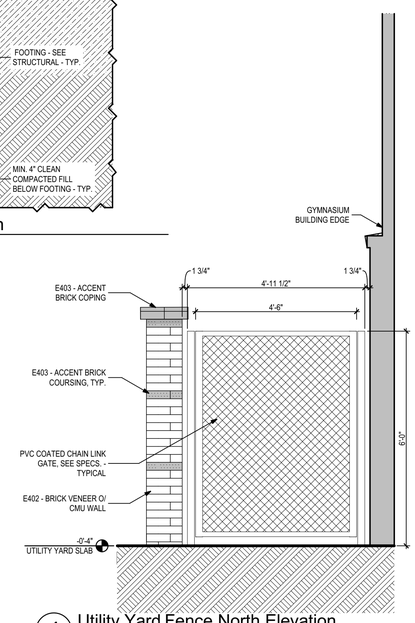

4 Utility Yard Fence North Elevation
1/2" = 1'-0"

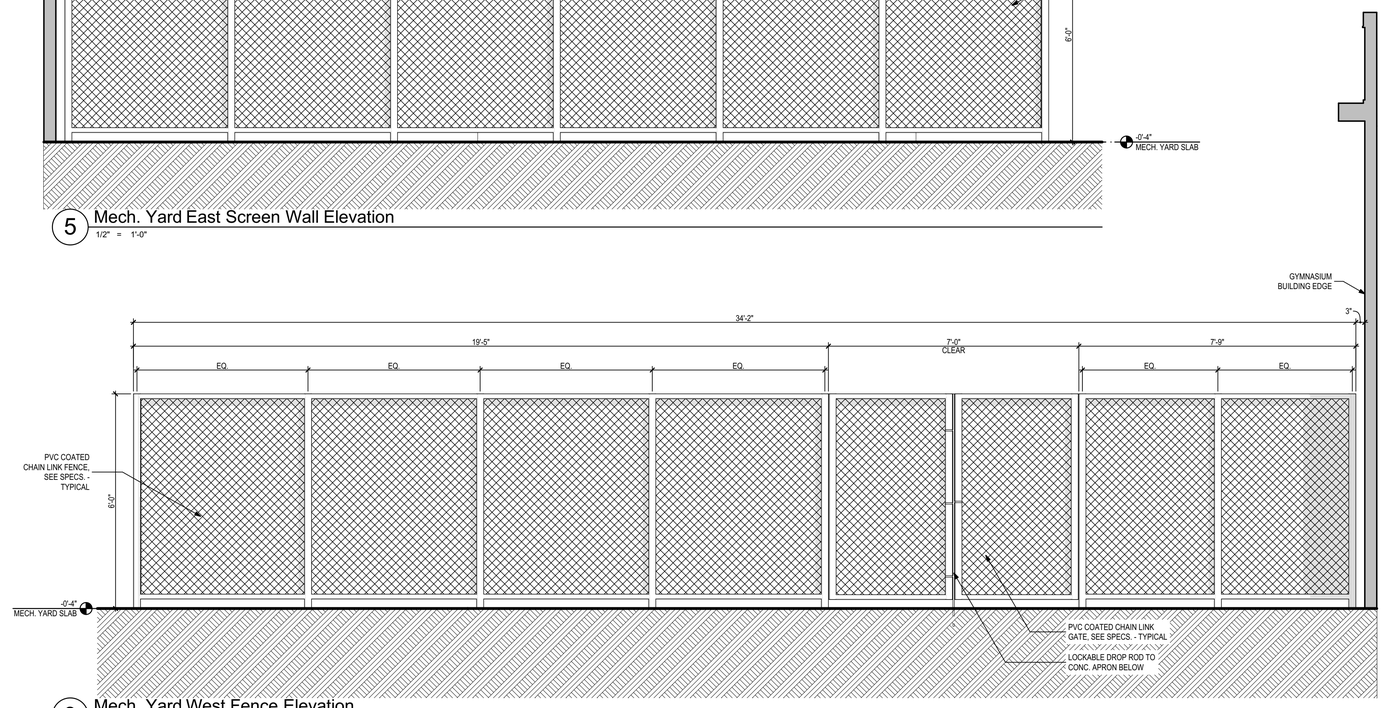

3 Mech. Yard West Fence Elevation
1/2" = 1'-0"

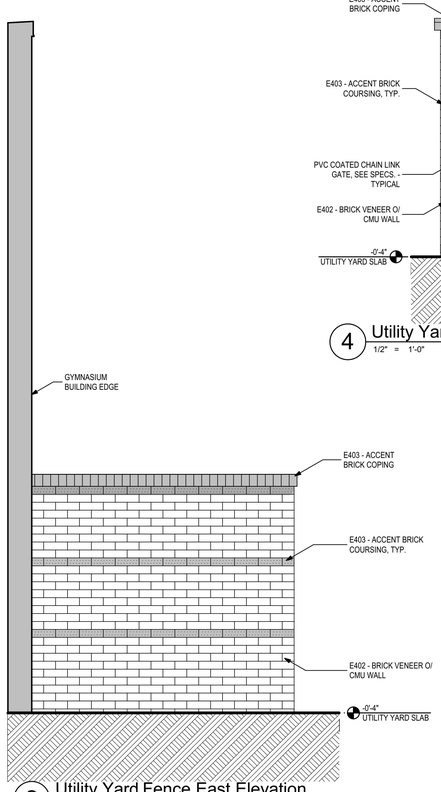

2 Utility Yard Fence East Elevation
1/2" = 1'-0"

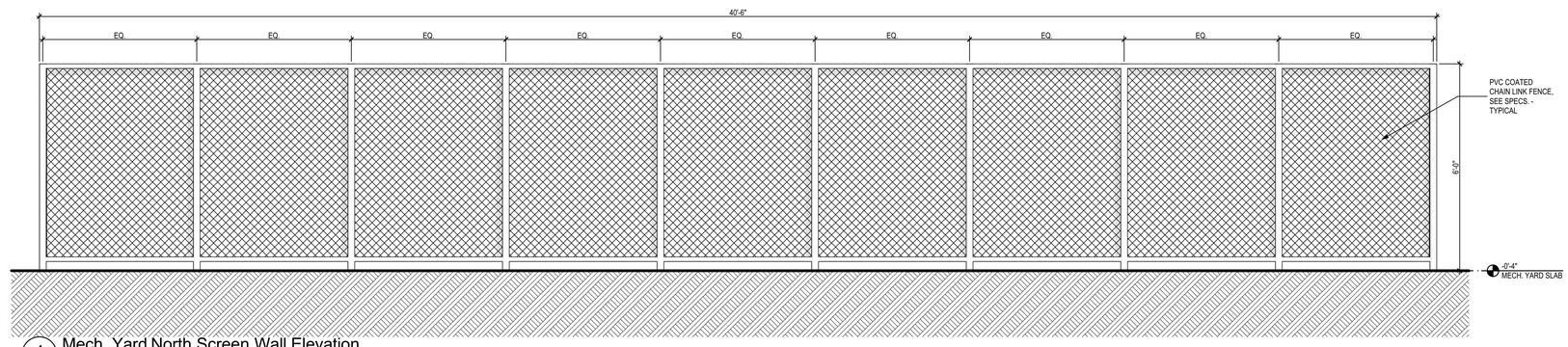

1 Mech. Yard North Screen Wall Elevation
1/2" = 1'-0"

PHASE:	DRAWN:	REVIEWED:	DATE:	ID:	REVISION:	DRAWN:	REVIEWED:	DATE:
CONCEPT SCHEM. DESIGN	BG / RS	C. WHITLOCK	10/18/2024					
DESIGN DEVELOPMENT	BG/KS/RS/MS	C. WHITLOCK	12/20/2024					
EARLY DEMOLITION PACKAGE								
80% CONSTRUCTION DOCS.	BG/RS/MS	R. LEWIS	03/21/2025					
PERMIT DOCS.								
100% CONSTRUCTION DOCS.	BG/RS/MS	R. LEWIS	05/09/2025					

THESE DRAWINGS AND DESIGNS ARE INSTRUMENTS OF SERVICE. THE DRAWINGS AND ASSOCIATED COPIES THEREOF, INCLUDING ELECTRONIC MEDIA AND CADD FILES, ARE THE PROPERTY OF ARCHITECTS LEWIS + WHITLOCK, P.A. THEIR USE, REPRESENTATION OR REPRODUCTION FOR ANY PURPOSE EXCEPT BY WRITTEN AGREEMENT WITH THE ARCHITECT IS PROHIBITED. THIS COPYRIGHT NOTIFICATION SHALL BE TRUE AS IF DIRECTLY PLACED ON EACH DRAWING EXHIBIT OR RENDERING ON THIS DOCUMENT AND SHALL NOT BE REMOVED FROM THESE DOCUMENTS

Client:
Leon County Schools
3420 W. Tharpe St., Suite 100
Tallahassee, FL 32303

Job Title:
Griffin Middle School - Phase 2
800 Alabama St. Tallahassee, FL 32304

Consultant:

Project #: 23483
Phase: 100% CDs

Seal:

ALW

Architects Lewis + Whitlock
206 West Virginia St.
Tallahassee, Florida 32301
850.942.1718
www.think3d.net

Description:
Architectural Site Details

Sheet No.:
A1.02

BIMcloud: architectslw - BIMcloud Software as a Service/23483 - BIM Griffin Middle School Phase 2

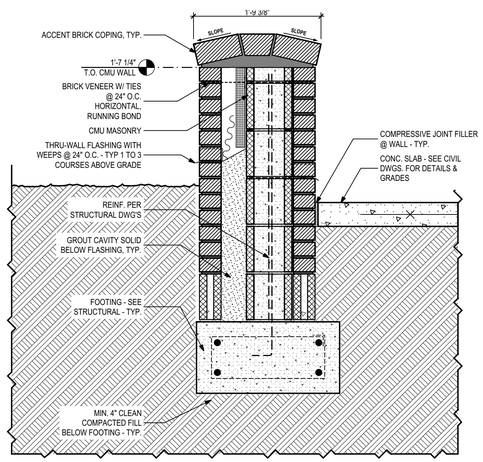

6 Band Room Low Wall Section
1" = 1'-0"

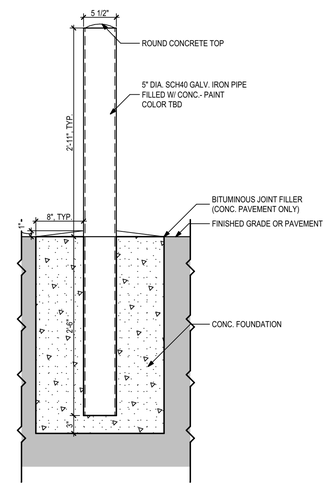

5 Typical Bollard Details
1" = 1'-0"

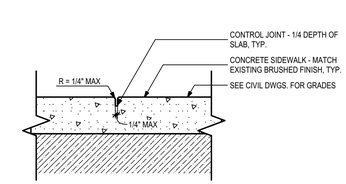

4 Typical Concrete Tooled Joint
1 1/2"= 1'-0"

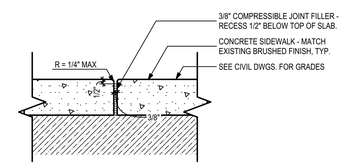

3 Typical Concrete Expansion Joint
1 1/2"= 1'-0"

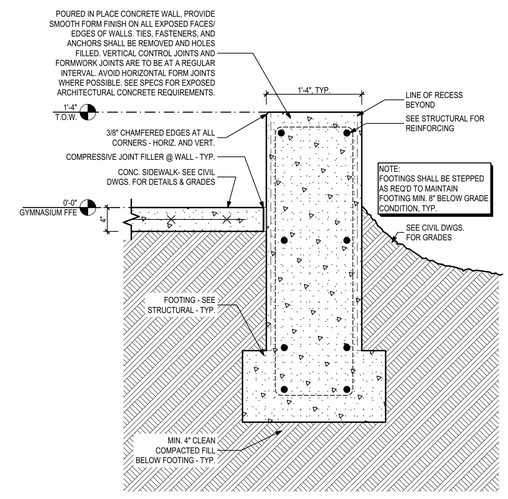

2 Low Seating Wall Section
1" = 1'-0"

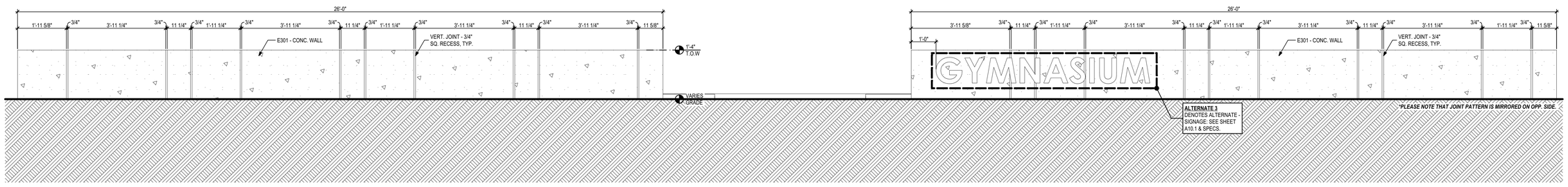

1 Low Entry Wall Elevation
1/2" = 1'-0"

PHASE:	DRAWN:	REVIEWED:	DATE:	ID:	REVISION:	DRAWN:	REVIEWED:	DATE:
CONCEPT SCHEM. DESIGN	BG / RS	C. WHITLOCK	10/18/2024					
DESIGN DEVELOPMENT	BG/KS/RS/MS	C. WHITLOCK	12/20/2024					
EARLY DEMOLITION PACKAGE								
80% CONSTRUCTION DOCS.	BG/RS/MS	R. LEWIS	03/21/2025					
PERMIT DOCS.								
100% CONSTRUCTION DOCS.	BG/RS/MS	R. LEWIS	05/09/2025					

THESE DRAWINGS AND DESIGNS ARE INSTRUMENTS OF SERVICE. THE DRAWINGS AND ASSOCIATED COPIES THEREOF, INCLUDING ELECTRONIC MEDIA AND CADD FILES, ARE THE PROPERTY OF ARCHITECTS LEWIS + WHITLOCK, P.A.; THEIR USE, REPRESENTATION OR REPRODUCTION FOR ANY PURPOSE EXCEPT BY WRITTEN AGREEMENT WITH THE ARCHITECT IS PROHIBITED. THIS COPYRIGHT NOTIFICATION SHALL BE TRUE AS IF DIRECTLY PLACED ON EACH DRAWING EXHIBIT OR RENDERING ON THIS DOCUMENT AND SHALL NOT BE REMOVED FROM THESE DOCUMENTS

Client:
Leon County Schools
3420 W. Tharpe St. Suite 100
Tallahassee, FL 32303

Job Title:
Griffin Middle School - Phase 2
800 Alabama St. Tallahassee, FL 32304

Consultant:

Project #: 23483
Phase: 100% CDs

Seal:

Architects Lewis + Whitlock
206 West Virginia St.
Tallahassee, Florida 32301
850.942.1718
www.think3d.net

Description:
Architectural Site Details

Sheet No.:
A1.03

BIMcloud: architectslw - BIMcloud Software as a Service/23483 - BIM Griffin Middle School Phase 2

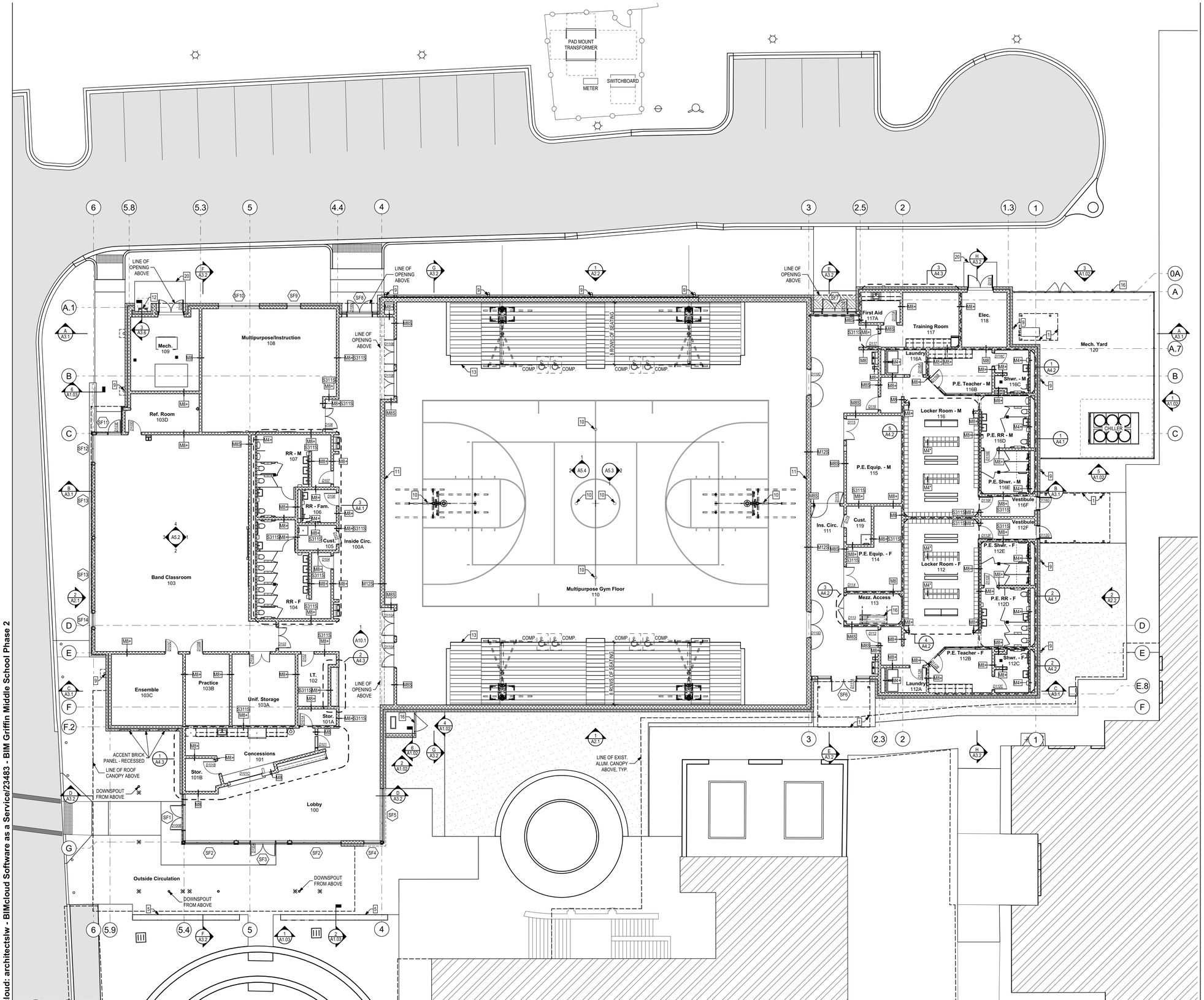

1 New Gymnasium First Floor Plan
3/32" = 1'-0"

Construction Notes

"X"	REPRESENTS NOTE ON PLANS
1	NEW PRE-ENGINEERED ALUMINUM OVERHEAD CANOPY - SEE SPECIFICATIONS.
2	SINGLE POST FRONT-FOLDING CEILING HUNG BASKETBALL BACKSTOP - BASIS OF DESIGN: GARED PSS MODEL 3103 - SEE ELECTRICAL PLANS AND SPECIFICATIONS
3	INDOOR SCOREBOARD - BASIS OF DESIGN: NEVCO MODELS 2700 & 2770 - SEE ELECTRICAL PLANS AND SPECIFICATIONS
4	WALL-MOUNTED INDOOR SOUND SYSTEM, SEE ELECTRICAL PLANS AND SPECIFICATIONS
5	LOW SEATING WALL - SEE SHEET A1.03 FOR DETAILS.
6	COMBINATION ROOF DRAIN & OVERFLOW - BASIS OF DESIGN: ZURN Z163
7	STRUCTURAL COLUMN BELOW
8	CARD READER LOCATION. - SEE ELECTRICAL PLANS AND COORDINATE FOR DOOR HARDWARE.
9	6" METAL DOWNSPOUT ASSEMBLY - SEE CIVIL DRAWINGS FOR CONTINUATION.
10	FLUSH MOUNTED FLOOR SLEEVE FOR VOLLEYBALL POST - BASIS OF DESIGN: GARED PSS 6400 W/ 6432 BRASS COVER TO USE W/ GARED 6000 SERIES VOLLEYBALL EQUIP., SEE SPECIFICATIONS
11	WALL PADDING - SEE SPECIFICATIONS
12	PROVIDE AND INSTALL OSHA COMPLIANT LADDER W/ 7'-0" TALL LOCKING STEEL LADDER SECURITY DOOR/LADDER GUARD TO ROOF - SEE SPECIFICATIONS.
13	ICC 300 COMPLIANT WALL ATTACHED POWERED TELESCOPIC BLEACHERS - BASIS OF DESIGN: MAXAM BY HUSSEY, SEE SPECIFICATIONS
14	PROVIDE AND INSTALL OSHA COMPLIANT ALUMINUM ALTERNATING TREAD STAIR TO MECH. MEZZANINE - BASIS OF DESIGN: GILMORE-KRAMER 68 DEGREE STEEP INCLINE STAIR - SEE SPECIFICATIONS.
15	NEW EXTERIOR GALVANIZED AND PAINTED GUARDRAIL/HANDRAIL - SEE SHEET FOR DETAILS.
16	NEW BLACK VINYL CHAIN-LINK FENCE - SEE SHEET A1.02 FOR DETAILS.
17	SINGLE POST REAR-FOLDING CEILING HUNG BASKETBALL BACKSTOP - BASIS OF DESIGN: GARED PSS MODEL 3105 - SEE ELECTRICAL PLANS AND SPECIFICATIONS
18	NEW PRE-FINISHED ALUM. CONDUCTOR HEAD w/ OVERFLOW.
19	NEW PRE-FINISHED ALUM. SEAMLESS GUTTER.
20	4" REINFORCED CONCRETE WITH 8" TURN-DOWN EDGE W1.4XW1.4 WIRE REINFORCING w/BROOMED FINISH - SLOPE AS SHOWN ON DRAWING.
21	PROVIDE AND INSTALL OSHA COMPLIANT REMOVABLE GUARDRAIL.
22	PROVIDE AND INSTALL GALV. STEEL COMMERCIAL ROOF ANCHOR.

Key Plan

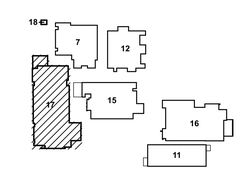

Drawing Legend

- NEW PARTITION
- EXISTING CONSTRUCTION TO REMAIN
- NEW CONSTRUCTION
- CONSTRUCTION ABOVE
- CONSTRUCTION BELOW

PHASE:	DRAWN:	REVIEWED:	DATE:	ID:	REVISION:	DRAWN:	REVIEWED:	DATE:
CONCEPT SCHEM. DESIGN	BG / RS	C. WHITLOCK	10/18/2024					
DESIGN DEVELOPMENT	BG/KS/RS/MS	C. WHITLOCK	12/20/2024					
EARLY DEMOLITION PACKAGE	BG/RS/MS	R. LEWIS	03/21/2025					
80% CONSTRUCTION DOCS.	BG/RS/MS	R. LEWIS	05/09/2025					
PERMIT DOCS.								
100% CONSTRUCTION DOCS.	BG/RS/MS	R. LEWIS	05/09/2025					

LEON COUNTY SCHOOLS

Client: Leon County Schools
3420 W. Tharpe St. Suite 100
Tallahassee, FL 32303

Job Title: Griffin Middle School - Phase 2
800 Alabama St. Tallahassee, FL 32304

Consultant:

Project #: 23483
Phase: 100% CDs

Seal:

THESE DRAWINGS AND DESIGNS ARE INSTRUMENTS OF SERVICE. THE DRAWINGS AND ASSOCIATED COPIES THEREOF, INCLUDING ELECTRONIC MEDIA AND CADD FILES, ARE THE PROPERTY OF ARCHITECTS LEWIS + WHITLOCK, P.A. THEIR USE, REPRESENTATION OR REPRODUCTION FOR ANY PURPOSE EXCEPT BY WRITTEN AGREEMENT WITH THE ARCHITECT IS PROHIBITED. THIS COPYRIGHT NOTIFICATION SHALL BE TRUE AS IF DIRECTLY PLACED ON EACH DRAWING EXHIBIT OR RENDERING ON THIS DOCUMENT AND SHALL NOT BE REMOVED FROM THESE DOCUMENTS

ALW

Architects Lewis + Whitlock
206 West Virginia St.
Tallahassee, Florida 32301
850.942.1718
www.think3d.net

Description:
New Gymnasium First Floor Plan

Sheet No.:
A1.1

BIMcloud: architectslw - BIMcloud Software as a Service/23483 - BIM Griffin Middle School Phase 2

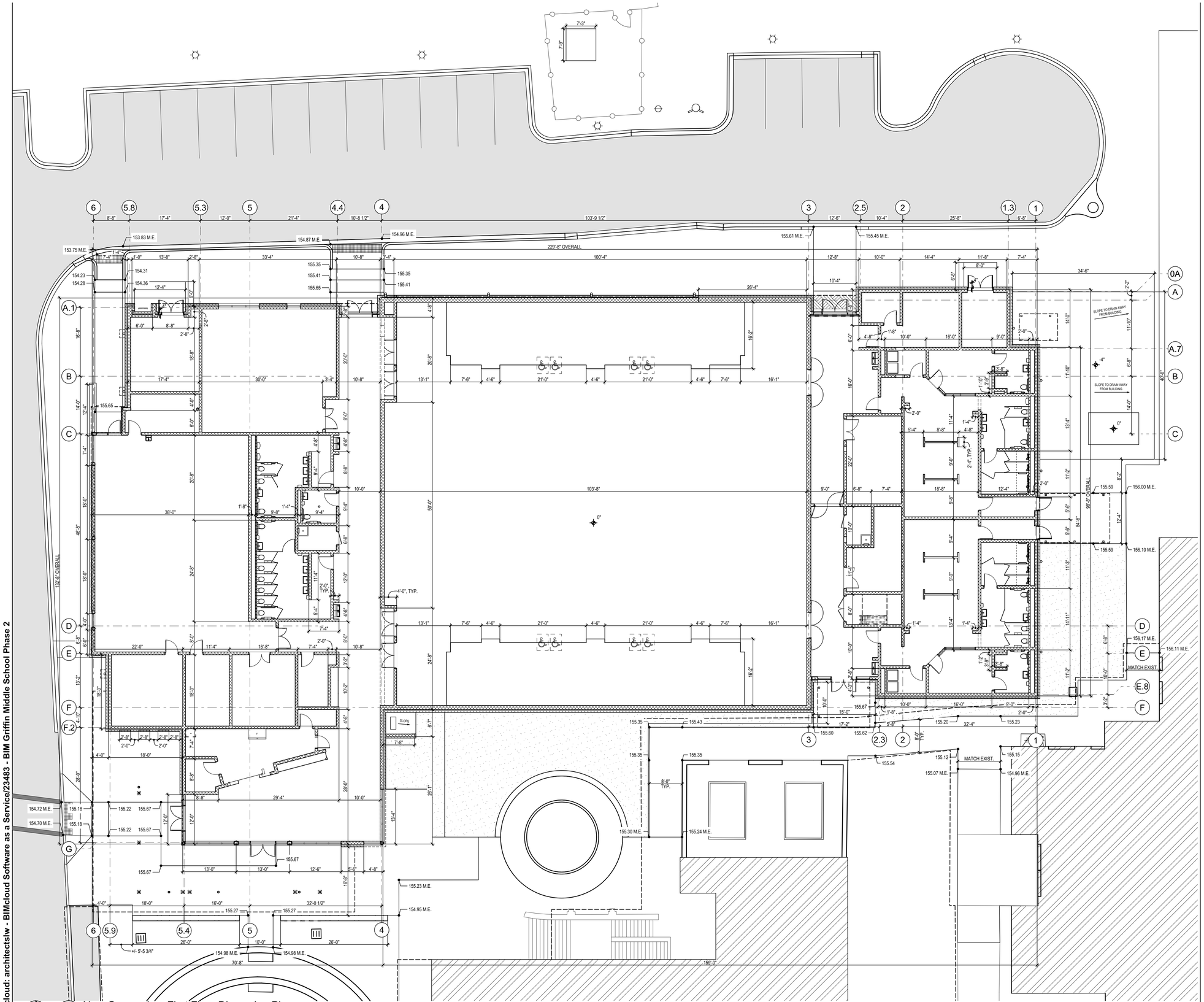

1 New Gymnasium First Floor Dimension Plan
3/32" = 1'-0"

Key Plan

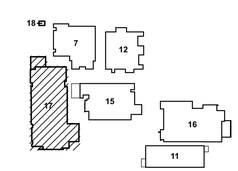

Drawing Legend

- NEW PARTITION
- EXISTING CONSTRUCTION TO REMAIN
- NEW CONSTRUCTION
- CONSTRUCTION ABOVE
- CONSTRUCTION BELOW

PHASE:	DRAWN:	REVIEWED:	DATE:
CONCEPT SCHEM. DESIGN	BG / RS	C. WHITLOCK	10/18/2024
DESIGN DEVELOPMENT	BG/KS/RS/MS	C. WHITLOCK	12/20/2024
EARLY DEMOLITION PACKAGE			
80% CONSTRUCTION DOCS.	BG/RS/MS	R. LEWIS	03/21/2025
PERMIT DOCS.			
100% CONSTRUCTION DOCS.	BG/RS/MS	R. LEWIS	05/09/2025

ID:	REVISION:	DRAWN:	REVIEWED:	DATE:

THESE DRAWINGS AND DESIGNS ARE INSTRUMENTS OF SERVICE. THE DRAWINGS AND ASSOCIATED COPIES THEREOF, INCLUDING ELECTRONIC MEDIA AND CADD FILES, ARE THE PROPERTY OF ARCHITECTS LEWIS + WHITLOCK, P.A. THEIR USE, REPRESENTATION OR REPRODUCTION FOR ANY PURPOSE EXCEPT BY WRITTEN AGREEMENT WITH THE ARCHITECT IS PROHIBITED. THIS COPYRIGHT NOTIFICATION SHALL BE TRUE AS IF DIRECTLY PLACED ON EACH DRAWING EXHIBIT OR RENDERING ON THIS DOCUMENT AND SHALL NOT BE REMOVED FROM THESE DOCUMENTS

Client: Leon County Schools
3420 W. Tharpe St. Suite 100
Tallahassee, FL 32303

Job Title: Griffin Middle School - Phase 2
800 Alabama St. Tallahassee, FL 32304

Consultant:

Project #: 23483
Phase: 100% CDs

Seal:

Architects Lewis + Whitlock
206 West Virginia St.
Tallahassee, Florida 32301
850.942.1718
www.think3d.net

Description:
New Gymnasium First Floor Dimension Plan

Sheet No.:
A1.1a

BIMcloud: architectslw - BIMcloud Software as a Service/23483 - BIM Griffin Middle School Phase 2

VERTICAL LEADER SIZING CALCULATIONS:

AREA 1:
Roof Area = 1,196 sq. ft.
Rainfall Intensity = 8 inches per hour
Total Gallons = 1,196 sq. ft. × 8 in/hr × 0.623 = 5,960.64 gallons per hour
GPM = 5,960.64 gallons per hour ÷ 60 = 99.34 GPM
Downspout Size/Capacity Provided: 6" round @ 600 GPM max.

AREA 2:
Roof Area = 1,196 sq. ft.
Rainfall Intensity = 8 inches per hour
Total Gallons = 1,196 sq. ft. × 8 in/hr × 0.623 = 5,960.64 gallons per hour
GPM = 5,960.64 gallons per hour ÷ 60 = 99.34 GPM
Downspout Size/Capacity Provided: 6" round @ 600 GPM max.

CUMULATIVE AREA 3:
Roof Area = 3,688 sq. ft.
Rainfall Intensity = 8 inches per hour
Total Gallons = 3,688 sq. ft. × 8 in/hr × 0.623 = 18,407.30 gallons per hour
GPM = 18,407.30 gallons per hour ÷ 60 = 306.79 GPM
Downspout Size/Capacity Provided: 6" round @ 600 GPM max.

CUMULATIVE AREA 4:
Roof Area = 3,300 sq. ft.
Rainfall Intensity = 8 inches per hour
Total Gallons = 3,300 sq. ft. × 8 in/hr × 0.623 = 16,451.04 gallons per hour
GPM = 16,451.04 gallons per hour ÷ 60 = 274.18 GPM
Downspout Size/Capacity Provided: 6" round @ 600 GPM max.

CUMULATIVE AREA 5:
Roof Area = 2,089 sq. ft.
Rainfall Intensity = 8 inches per hour
Total Gallons = 2,089 sq. ft. × 8 in/hr × 0.623 = 10,421.10 gallons per hour
GPM = 10,421.10 gallons per hour ÷ 60 = 173.68 GPM
Downspout Size/Capacity Provided: 4" round PVC @ 92 GPM max.

AREA 6:
Roof Area = 544 sq. ft.
Rainfall Intensity = 8 inches per hour
Total Gallons = 544 sq. ft. × 8 in/hr × 0.623 = 2,717.76 gallons per hour
GPM = 2,717.76 gallons per hour ÷ 60 = 45.30 GPM
Downspout Size/Capacity Provided: 3" round PVC @ 92 GPM max.

VERTICAL LEADER SIZING CALCULATIONS (CONT.):

AREA 9:
Roof Area = 640 sq. ft.
Rainfall Intensity = 8 inches per hour
Total Gallons = 640 sq. ft. × 8 in/hr × 0.623 = 3,185.28 gallons per hour
GPM = 3,185.28 gallons per hour ÷ 60 = 53.08 GPM
Downspout Size/Capacity Provided: 3" round PVC @ 92 GPM max.

AREA 10:
Roof Area = 726 sq. ft.
Rainfall Intensity = 8 inches per hour
Total Gallons = 726 sq. ft. × 8 in/hr × 0.623 = 3,620.90 gallons per hour
GPM = 3,620.90 gallons per hour ÷ 60 = 60.35 GPM
Downspout Size/Capacity Provided: 6" round @ 600 GPM max.

AREA 11:
Roof Area = 726 sq. ft.
Rainfall Intensity = 8 inches per hour
Total Gallons = 726 sq. ft. × 8 in/hr × 0.623 = 3,620.90 gallons per hour
GPM = 3,620.90 gallons per hour ÷ 60 = 60.35 GPM
Downspout Size/Capacity Provided: 6" round @ 600 GPM max.

AREA 12:
Roof Area = 1,071 sq. ft.
Rainfall Intensity = 8 inches per hour
Total Gallons = 1,071 sq. ft. × 8 in/hr × 0.623 = 5,334.34 gallons per hour
GPM = 5,334.34 gallons per hour ÷ 60 = 88.91 GPM
Downspout Size/Capacity Provided: 6" round @ 600 GPM max.

AREA 7:
Roof Area = 464 sq. ft.
Rainfall Intensity = 8 inches per hour
Total Gallons = 464 sq. ft. × 8 in/hr × 0.623 = 2,314.62 gallons per hour
GPM = 2,314.62 gallons per hour ÷ 60 = 38.58 GPM
Downspout Size/Capacity Provided: 6" round @ 600 GPM max.

AREA 8:
Roof Area = 688 sq. ft.
Rainfall Intensity = 8 inches per hour
Total Gallons = 688 sq. ft. × 8 in/hr × 0.623 = 3,425.44 gallons per hour
GPM = 3,425.44 gallons per hour ÷ 60 = 57.09 GPM
Downspout Size/Capacity Provided: 6" round @ 600 GPM max.

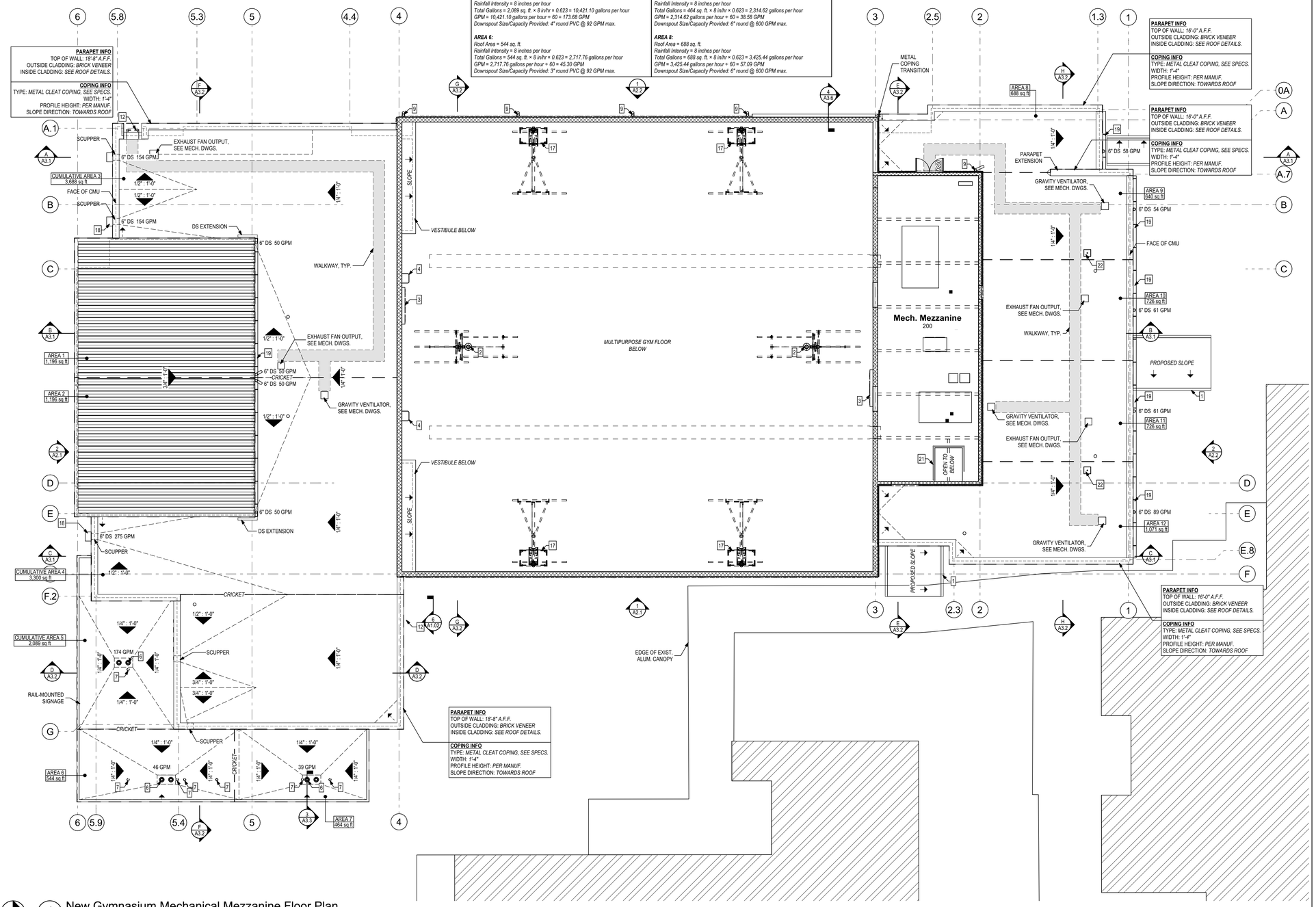

1 New Gymnasium Mechanical Mezzanine Floor Plan
3/32" = 1'-0"

Construction Notes

SEE SHEET A1.1 FOR CONSTRUCTION NOTES.

Key Plan

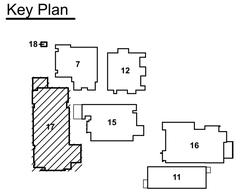

Drawing Legend

- NEW PARTITION
- EXISTING CONSTRUCTION TO REMAIN
- NEW CONSTRUCTION
- CONSTRUCTION ABOVE
- CONSTRUCTION BELOW

PHASE:	DRAWN:	REVIEWED:	DATE:
CONCEPT SCHEM. DESIGN	BG / RS	C. WHITLOCK	10/18/2024
DESIGN DEVELOPMENT	BG/KS/RS/MS	C. WHITLOCK	12/20/2024
EARLY DEMOLITION PACKAGE	BG/RS/MS	R. LEWIS	03/21/2025
80% CONSTRUCTION DOCS.	BG/RS/MS	R. LEWIS	05/09/2025
PERMIT DOCS.			
100% CONSTRUCTION DOCS.	BG/RS/MS	R. LEWIS	05/09/2025

ID:	REVISION:	DRAWN:	REVIEWED:	DATE:

THESE DRAWINGS AND DESIGNS ARE INSTRUMENTS OF SERVICE. THE DRAWINGS AND ASSOCIATED COPIES THEREOF, INCLUDING ELECTRONIC MEDIA AND CADD FILES, ARE THE PROPERTY OF ARCHITECTS LEWIS + WHITLOCK, P.A. THEIR USE, REPRESENTATION OR REPRODUCTION FOR ANY PURPOSE EXCEPT BY WRITTEN AGREEMENT WITH THE ARCHITECT IS PROHIBITED. THIS COPYRIGHT NOTIFICATION SHALL BE TRUE AS IF DIRECTLY PLACED ON EACH DRAWING EXHIBIT OR RENDERING ON THIS DOCUMENT AND SHALL NOT BE REMOVED FROM THESE DOCUMENTS

LEON COUNTY SCHOOLS

Client: Leon County Schools
3420 W. Tharpe St. Suite 100
Tallahassee, FL 32303

Job Title: Griffin Middle School - Phase 2
800 Alabama St. Tallahassee, FL 32304

Consultant:

Project #: 23483
Phase: 100% CDs

Seal:

ALW

Architects Lewis + Whitlock
206 West Virginia St.
Tallahassee, Florida 32301
850.942.1718
www.think3d.net

Description:
New Gymnasium Mech. Mezzanine Floor Plan

Sheet No.:
A1.2

BIMcloud: architectslw - BIMcloud Software as a Service/23483 - BIM Griffin Middle School Phase 2

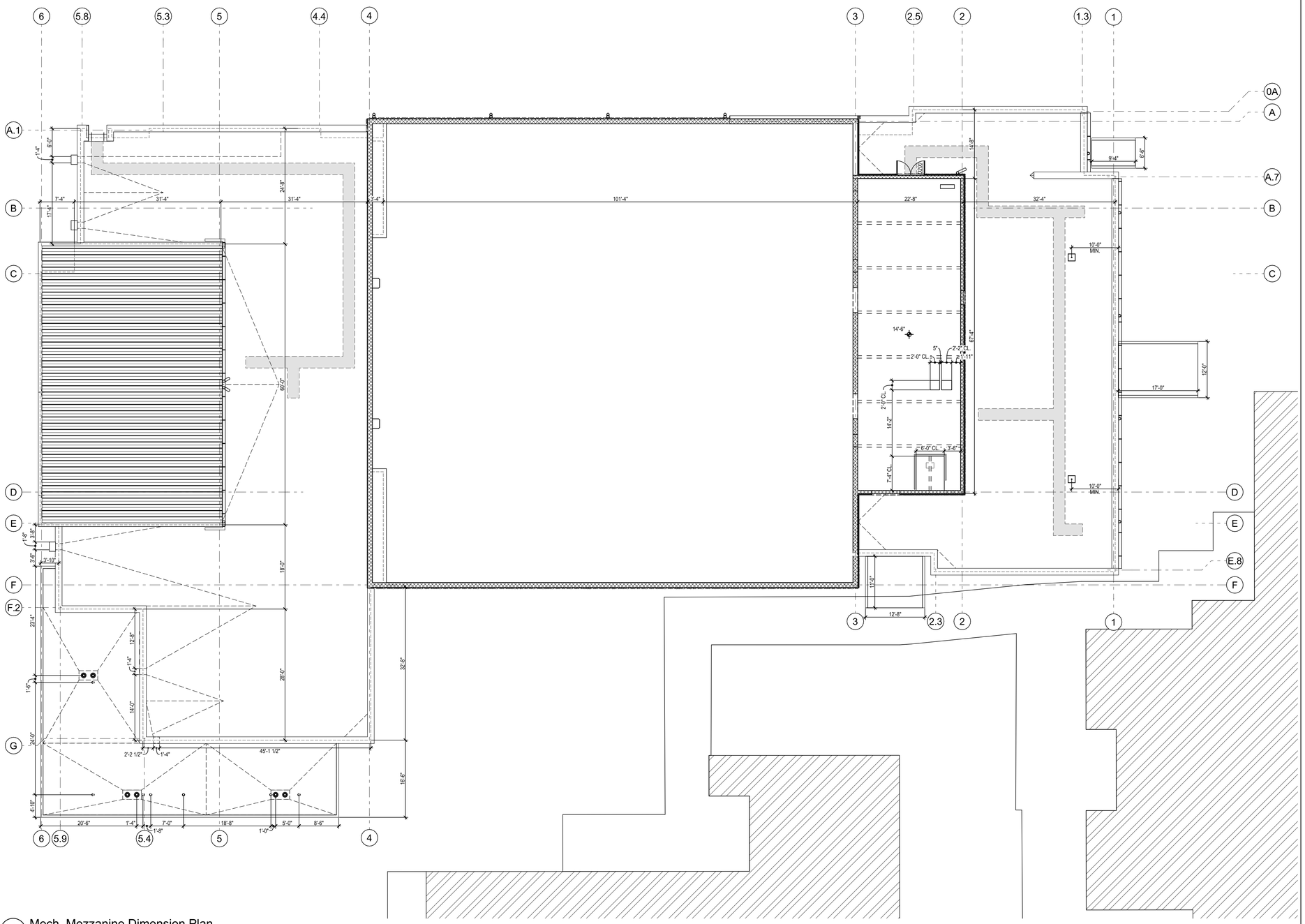

1 Mech. Mezzanine Dimension Plan

3/32" = 1'-0"

Key Plan

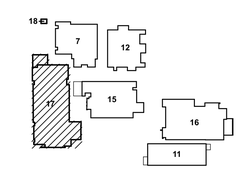

Drawing Legend

- NEW PARTITION
- EXISTING CONSTRUCTION TO REMAIN
- NEW CONSTRUCTION
- CONSTRUCTION ABOVE
- CONSTRUCTION BELOW

PHASE:	DRAWN:	REVIEWED:	DATE:
CONCEPT SCHEM. DESIGN	BG / RS	C. WHITLOCK	10/18/2024
DESIGN DEVELOPMENT	BG/KS/RS/MS	C. WHITLOCK	12/20/2024
EARLY DEMOLITION PACKAGE	BG/KS/MS	R. LEWIS	03/21/2025
80% CONSTRUCTION DOCS.	BG/RS/MS	R. LEWIS	05/09/2025
PERMIT DOCS.			
100% CONSTRUCTION DOCS.	BG/RS/MS	R. LEWIS	05/09/2025

ID:	REVISION:	DRAWN:	REVIEWED:	DATE:

THESE DRAWINGS AND DESIGNS ARE INSTRUMENTS OF SERVICE. THE DRAWINGS AND ASSOCIATED COPIES THEREOF, INCLUDING ELECTRONIC MEDIA AND CADD FILES, ARE THE PROPERTY OF ARCHITECTS LEWIS + WHITLOCK, P.A.; THEIR USE, REPRESENTATION OR REPRODUCTION FOR ANY PURPOSE EXCEPT BY WRITTEN AGREEMENT WITH THE ARCHITECT IS PROHIBITED. THIS COPYRIGHT NOTIFICATION SHALL BE TRUE AS IF DIRECTLY PLACED ON EACH DRAWING EXHIBIT OR RENDERING ON THIS DOCUMENT AND SHALL NOT BE REMOVED FROM THESE DOCUMENTS

Client:

Leon County Schools
3420 W. Tharpe St., Suite 100
Tallahassee, FL 32303

Job Title:

Griffin Middle School - Phase 2
800 Alabama St. Tallahassee, FL 32304

Consultant:

Project #: 23483
Phase: 100% CDs

Seal:

ALW
Architects Lewis + Whitlock
206 West Virginia St.
Tallahassee, Florida 32301
850.942.1718
www.think3d.net

Description:

New Gymnasium Mech. Mezzanine Dimension Plan

Sheet No.:

A1.2a

BIMcloud: architectslw - BIMcloud Software as a Service/23483 - BIM Griffin Middle School Phase 2

VERTICAL LEADER SIZING CALCULATIONS:

AREA 13:
Roof Area = 1,420 sq. ft.
Rainfall Intensity = 8 inches per hour
Total Gallons = 1,420 sq. ft. × 8 in/hr × 0.623 = 7,079.36 gallons per hour
GPM = 7,079.36 gallons per hour ÷ 60 = 117.99 GPM
Downspout Size/Capacity Provided: 6" round @ 600 GPM max.

AREA 14:
Roof Area = 2,510 sq. ft.
Rainfall Intensity = 8 inches per hour
Total Gallons = 2,510 sq. ft. × 8 in/hr × 0.623 = 12,496.48 gallons per hour
GPM = 12,496.48 gallons per hour ÷ 60 = 208.28 GPM
Downspout Size/Capacity Provided: 6" round @ 600 GPM max.

AREA 15:
Roof Area = 2,514 sq. ft.
Rainfall Intensity = 8 inches per hour
Total Gallons = 2,514 sq. ft. × 8 in/hr × 0.623 = 12,547.90 gallons per hour
GPM = 12,547.90 gallons per hour ÷ 60 = 209.13 GPM
Downspout Size/Capacity Provided: 6" round @ 600 GPM max.

AREA 16:
Roof Area = 4,145 sq. ft.
Rainfall Intensity = 8 inches per hour
Total Gallons = 4,145 sq. ft. × 8 in/hr × 0.623 = 20,673.84 gallons per hour
GPM = 20,673.84 gallons per hour ÷ 60 = 344.56 GPM
Downspout Size/Capacity Provided: 6" round @ 600 GPM max.

AREA 17:
Roof Area = 1,555 sq. ft.
Rainfall Intensity = 8 inches per hour
Total Gallons = 1,555 sq. ft. × 8 in/hr × 0.623 = 7,734.24 gallons per hour
GPM = 7,734.24 gallons per hour ÷ 60 = 128.90 GPM
Downspout Size/Capacity Provided: 6" round @ 600 GPM max.

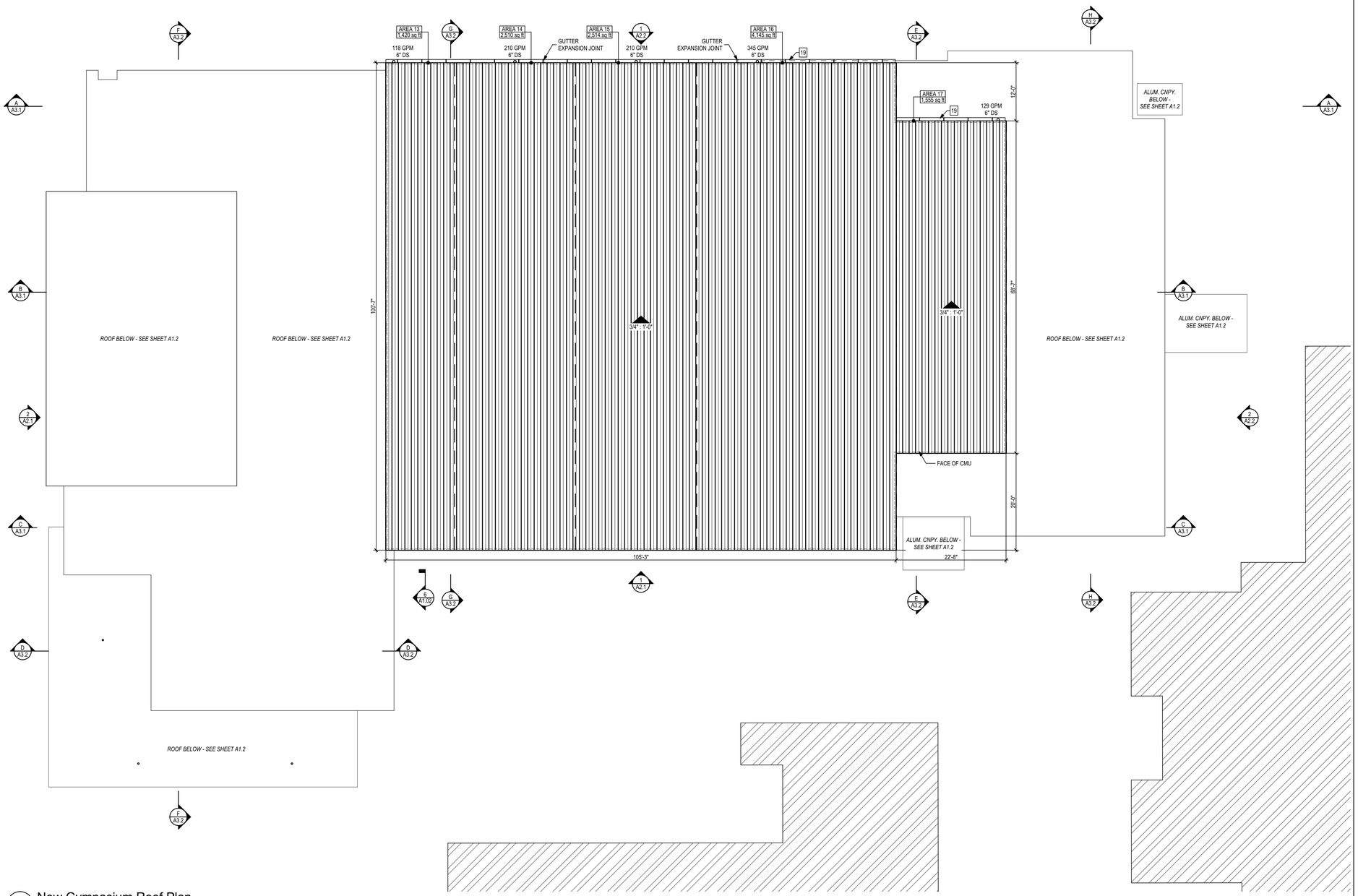

1 New Gymnasium Roof Plan
3/32" = 1'-0"

Construction Notes

SEE SHEET A1.1 FOR CONSTRUCTION NOTES.

Key Plan

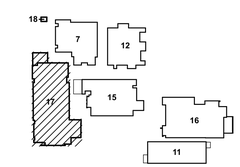

Drawing Legend

- NEW PARTITION
- EXISTING CONSTRUCTION TO REMAIN
- NEW CONSTRUCTION
- CONSTRUCTION ABOVE
- CONSTRUCTION BELOW

PHASE:	DRAWN:	REVIEWED:	DATE:
CONCEPT SCHEM. DESIGN	BG / RS	C. WHITLOCK	10/18/2024
DESIGN DEVELOPMENT	BG/KS/RS/MS	C. WHITLOCK	12/20/2024
EARLY DEMOLITION PACKAGE	BG/RS/MS	R. LEWIS	03/21/2025
80% CONSTRUCTION DOCS.	BG/RS/MS	R. LEWIS	05/09/2025
PERMIT DOCS.			
100% CONSTRUCTION DOCS.	BG/RS/MS	R. LEWIS	05/09/2025

ID:	REVISION:	DRAWN:	REVIEWED:	DATE:

THESE DRAWINGS AND DESIGNS ARE INSTRUMENTS OF SERVICE. THE DRAWINGS AND ASSOCIATED COPIES THEREOF, INCLUDING ELECTRONIC MEDIA AND CADD FILES, ARE THE PROPERTY OF ARCHITECTS LEWIS + WHITLOCK, P.A. THEIR USE, REPRESENTATION OR REPRODUCTION FOR ANY PURPOSE EXCEPT BY WRITTEN AGREEMENT WITH THE ARCHITECT IS PROHIBITED. THIS COPYRIGHT NOTIFICATION SHALL BE TRUE AS IF DIRECTLY PLACED ON EACH DRAWING EXHIBIT OR RENDERING ON THIS DOCUMENT AND SHALL NOT BE REMOVED FROM THESE DOCUMENTS

Client:
Leon County Schools
3420 W. Tharpe St. Suite 100
Tallahassee, FL 32303

Job Title:
Griffin Middle School - Phase 2
800 Alabama St. Tallahassee, FL 32304

Consultant:

Project #: 23483
Phase: 100% CDs

Seal:

ALW
Architects Lewis + Whitlock
206 West Virginia St.
Tallahassee, Florida 32301
850.942.1718
www.think3d.net

Description:
New Gymnasium Roof Plan

Sheet No.:
A1.3

BIMcloud: architectslw - BIMcloud Software as a Service/23483 - BIM Griffin Middle School Phase 2

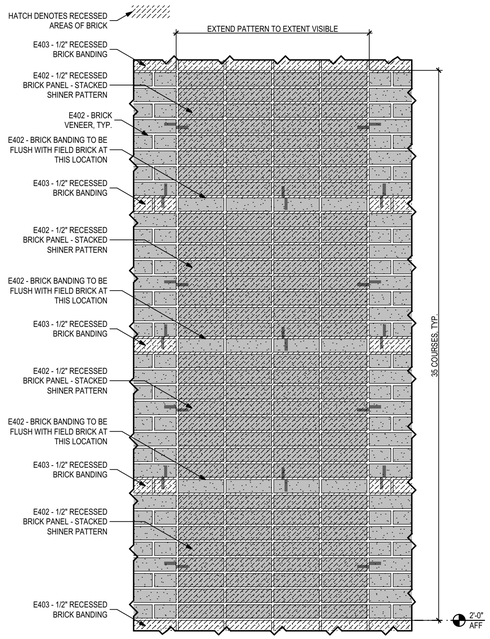

5 Typical Recessed Accent Brick Panel
1" = 1'-0"

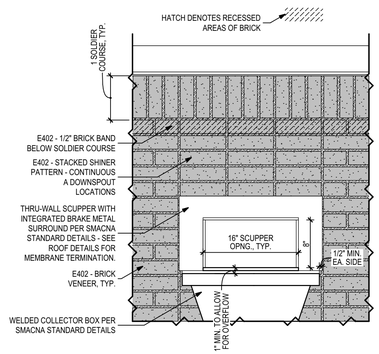

4 Typical Brick Detail at Scupper
1" = 1'-0"

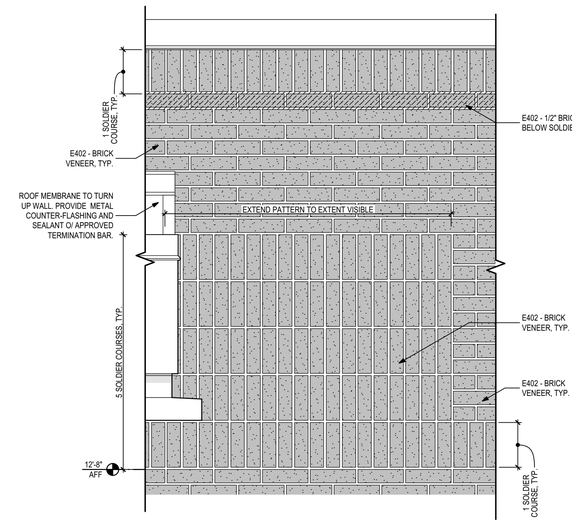

3 Typical Soldier Bond Detail At Canopy
1" = 1'-0"

EXTERIOR FINISH LEGEND

LEGEND	NAME	DESCRIPTION
	E301	**EXPOSED ARCHITECTURAL CONCRETE** *PROVIDE UNIFORM, SMOOTH CONCRETE SURFACE. MINIMUM FORM JOINT SPACING 4'-0" EA/WAY. PROVIDE UNIFORM SNAP-TIE PATTERN. SNAP-TIE HOLES ARE TO REMAIN EXPOSED AFTER FORM REMOVAL. NOTE: WALLS GREATER THAN 3' IN TOTAL HEIGHT AND LEFT EXPOSED SHALL RECEIVE 'WR MEADOWS INTRAGUARD SEALER'.*
	E401	**CMU** *COLOR: TBD, SEE SPECS FOR PAINT AND PRIMER TYPE / APPLICATION INFO. COURSING: VARYING, SEE ELEVATIONS*
	E402	**BRICK MASONRY VENEER - COLOR A** *COLOR: CHEROKEE FLASH FINISH: SMOOTH COURSING: VARYING, SEE ELEVATIONS*
	E403	**BRICK MASONRY VENEER - COLOR B** *COLOR: CHEROKEE VELOUR BUFF FINISH: SMOOTH COURSING: VARYING, SEE ELEVATIONS*
	E501A	**METAL CEILING SYSTEM** *PAC-CLAD FLUSH SOFFIT - 7"/12" COLOR: SILVER*
	E501B	**METAL WALL/CEILING SYSTEM - ACCENT COLOR** *PAC-CLAD FLUSH SOFFIT - 7"/12" COLOR: PACIFIC BLUE*
	E502	**METAL WALL PANEL - FIELD** *BASIS OF DESIGN: PAC-CLAD BOX RIB COLOR: SILVER (MATCH COLOR FOR ACCESSORIES UNLESS OTHERWISE NOTED)*
	E502A	**METAL WALL PANEL - ACCENT** *BASIS OF DESIGN: PAC-CLAD BOX RIB COLOR: ZINC*
	E502B	**METAL WALL PANEL - ACCENT** *BASIS OF DESIGN: PAC-CLAD BOX RIB COLOR: INTERSTATE BLUE*
	E503	**METAL ROOF** *BASIS OF DESIGN: PAC-CLAD TITE-LOC PLUS COLOR: SILVER*
	E504	**METAL COPING / DRIP EDGE / ASSORT BRAKE METAL** *PRE-FINISHED COLOR: SEE ELEVATION TO MATCH ADJACENT*
	E505	**HANDRAIL / GUARDRAIL** *GALVANIZED & PAINTED, COLOR TBD, SEE SPECS FOR APPLICATION INFO.*
	E801	**STOREFRONT SYSTEM** *BASIS OF DESIGN: KAWNEER COLOR/FINISH: CLEAR ANODIZED*
	E901	**ALUMINUM CANOPY SYSTEM** *COLOR/FINISH: TBD*

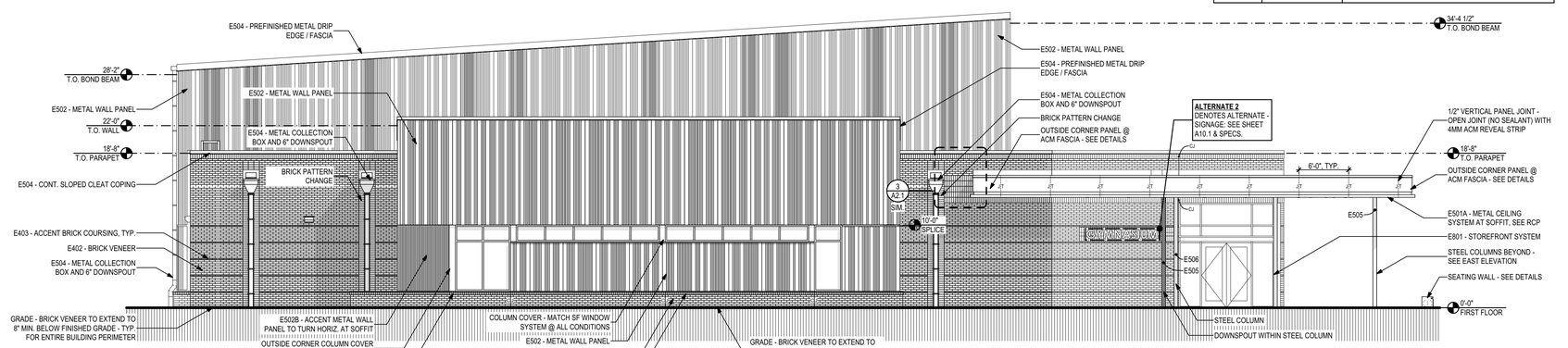

2 South Elevation
1/8" = 1'-0"

METAL WALL PANEL TYPES:
PROVIDE THE FOLLOWING APPROXIMATE PERCENTAGES OF METAL PANEL TYPES. ARCHITECT TO PROVIDE ADDITIONAL ANNOTATED BUILDING ELEVATIONS TO IDENTIFY EXACT METAL PANEL LAYOUT TO AID IN PANEL SHOP DRAWING PRODUCTION AND INSTALLATION.

BOX RIB 1 = 15%
BOX RIB 2 = 30%
BOX RIB 3 = 25%
BOX RIB 4 = 25%

QUANTITY OF DIFFERET COLORS/FINISHES AS INDICATED ON ELEVATIONS

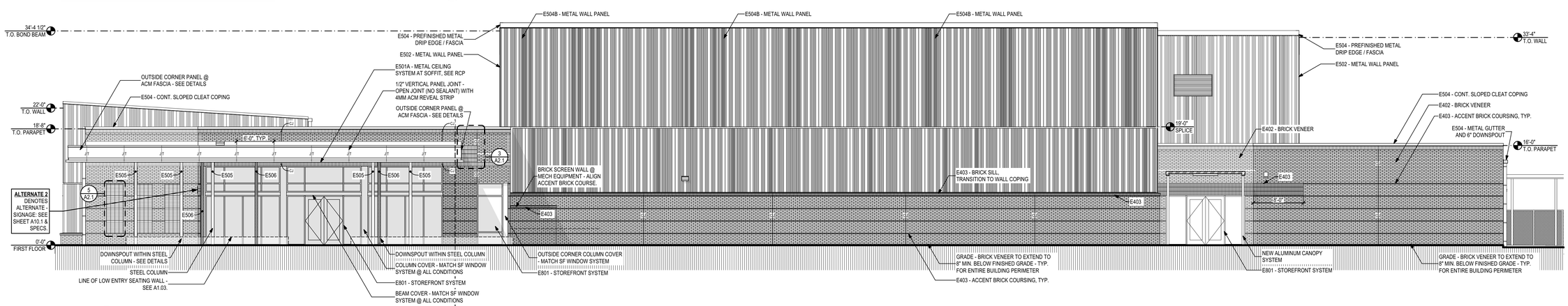

1 East Elevation
1/8" = 1'-0"

PHASE:	DRAWN:	REVIEWED:	DATE:	ID:	REVISION:	DRAWN:	REVIEWED:	DATE:
CONCEPT SCHEM. DESIGN	BG / RS	C. WHITLOCK	10/18/2024					
DESIGN DEVELOPMENT	BG/KS/RS/MS	C. WHITLOCK	12/20/2024					
EARLY DEMOLITION PACKAGE	BG/KS/MS	BG/RS/MS	R. LEWIS	03/21/2025				
80% CONSTRUCTION DOCS.	BG/RS/MS	BG/RS/MS	R. LEWIS	05/09/2025				
PERMIT DOCS.								
100% CONSTRUCTION DOCS.	BG/RS/MS	BG/RS/MS	R. LEWIS	05/09/2025				

THESE DRAWINGS AND DESIGNS ARE INSTRUMENTS OF SERVICE. THE DRAWINGS AND ASSOCIATED COPIES THEREOF, INCLUDING ELECTRONIC MEDIA AND CADD FILES, ARE THE PROPERTY OF ARCHITECTS LEWIS + WHITLOCK PA.A. THEIR USE, REPRESENTATION OR REPRODUCTION FOR ANY PURPOSE EXCEPT BY WRITTEN AGREEMENT WITH THE ARCHITECT IS PROHIBITED. THIS COPYRIGHT NOTIFICATION SHALL BE TRUE AS IF DIRECTLY PLACED ON EACH DRAWING EXHIBIT OR RENDERING ON THIS DOCUMENT AND SHALL NOT BE REMOVED FROM THESE DOCUMENTS

Client: Leon County Schools
3420 W. Tharpe St. Suite 100
Tallahassee, FL 32303

Job Title: Griffin Middle School - Phase 2
800 Alabama St. Tallahassee, FL 32304

Consultant:

Seal:

Project #: 23483
Phase: 100% CDs

Architects Lewis + Whitlock
206 West Virginia St.
Tallahassee, Florida 32301
850.942.1718
www.think3d.net

Description:
Exterior Building Elevations

Sheet No.:
A2.1

BIMcloud: architectslw - BIMcloud Software as a Service/23483 - BIM Griffin Middle School Phase 2

EXTERIOR FINISH LEGEND

LEGEND	NAME	DESCRIPTION
	E301	**EXPOSED ARCHITECTURAL CONCRETE** *PROVIDE UNIFORM, SMOOTH CONCRETE SURFACE. MINIMUM FORM JOINT SPACING 4'-0" EA/WAY. PROVIDE UNIFORM SNAP-TIE PATTERN. SNAP-TIE HOLES ARE TO REMAIN EXPOSED AFTER FORM REMOVAL. NOTE: WALLS GREATER THAN 3' IN TOTAL HEIGHT AND LEFT EXPOSED SHALL RECEIVE 'WR MEADOWS INTRAGUARD SEALER'.*
	E401	**CMU** *COLOR: TBD, SEE SPECS FOR PAINT AND PRIMER TYPE / APPLICATION INFO. COURSING: VARYING, SEE ELEVATIONS*
	E402	**BRICK MASONRY VENEER - COLOR A** *COLOR: CHEROKEE FLASH FINISH: SMOOTH COURSING: VARYING, SEE ELEVATIONS*
	E403	**BRICK MASONRY VENEER - COLOR B** *COLOR: CHEROKEE VELOUR BUFF FINISH: SMOOTH COURSING: VARYING, SEE ELEVATIONS*
	E501A	**METAL CEILING SYSTEM** *PAC-CLAD FLUSH SOFFIT - 7'/12" COLOR: SILVER*
	E501B	**METAL WALL/CEILING SYSTEM - ACCENT COLOR** *PAC-CLAD FLUSH SOFFIT - 7'/12" COLOR: PACIFIC BLUE*
	E502	**METAL WALL PANEL - FIELD** *BASIS OF DESIGN: PAC-CLAD BOX RIB COLOR: SILVER (MATCH COLOR FOR ACCESSORIES UNLESS OTHERWISE NOTED)*
	E502A	**METAL WALL PANEL - ACCENT** *BASIS OF DESIGN: PAC-CLAD BOX RIB COLOR: ZINC*
	E502B	**METAL WALL PANEL - ACCENT** *BASIS OF DESIGN: PAC-CLAD BOX RIB COLOR: INTERSTATE BLUE*
	E503	**METAL ROOF** *BASIS OF DESIGN: PAC-CLAD TITE-LOC PLUS COLOR: SILVER*
	E504	**METAL COPING / DRIP EDGE / ASSORT BRAKE METAL** *PRE-FINISHED COLOR: SEE ELEVATION TO MATCH ADJACENT*
	E505	**HANDRAIL / GUARDRAIL** *GALVANIZED & PAINTED, COLOR TBD, SEE SPECS FOR APPLICATION INFO.*
	E801	**STOREFRONT SYSTEM** *BASIS OF DESIGN: KAWNEER COLOR/FINISH: CLEAR ANODIZED*
	E901	**ALUMINUM CANOPY SYSTEM** *COLOR/FINISH: TBD*

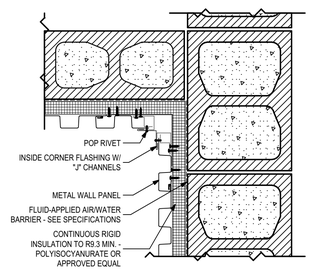

4 Inside Corner Detail
1 1/2"= 1'-0"

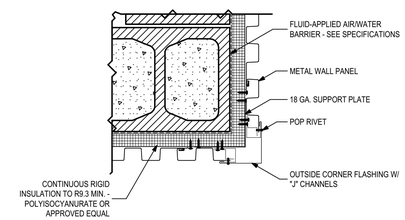

3 Outside Corner Detail
1 1/2"= 1'-0"

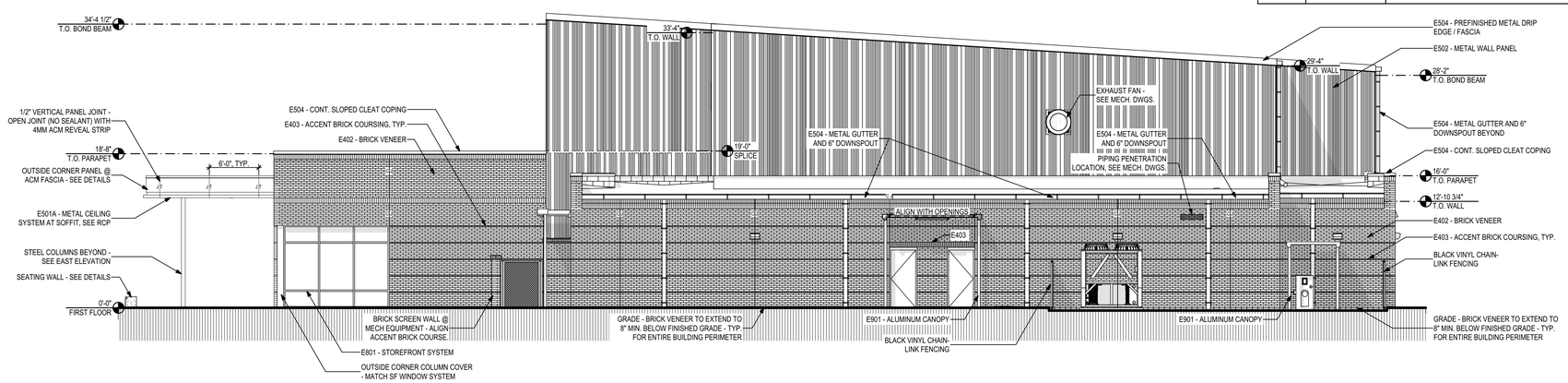

2 North Elevation
1/8" = 1'-0"

METAL WALL PANEL TYPES:

PROVIDE THE FOLLOWING APPROXIMATE PERCENTAGES OF METAL PANEL TYPES. ARCHITECT TO PROVIDE ADDITIONAL ANNOTATED BUILDING ELEVATIONS TO IDENTIFY EXACT METAL PANEL LAYOUT TO AID IN PANEL SHOP DRAWING PRODUCTION AND INSTALLATION.

BOX RIB 1 = 15%
BOX RIB 2 = 30%
BOX RIB 3 = 25%
BOX RIB 4 = 25%

QUANTITY OF DIFFERET COLORS/FINISHES AS INDICATED ON ELEVATIONS

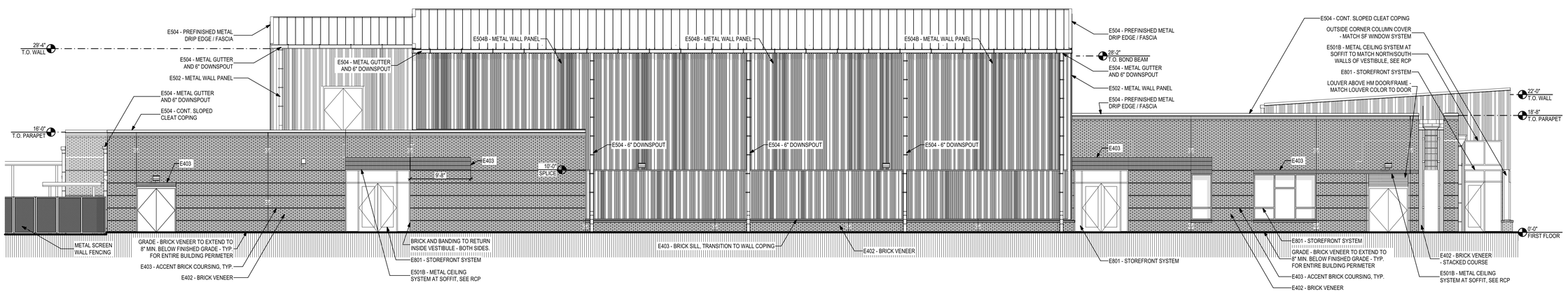

1 West Elevation
1/8" = 1'-0"

BIMcloud: architectslw - BIMcloud Software as a Service/23483 - BIM Griffin Middle School Phase 2

PHASE:	DRAWN:	REVIEWED:	DATE:	ID:	REVISION:	DRAWN:	REVIEWED:	DATE:
CONCEPT SCHEM. DESIGN	BG / RS	C. WHITLOCK	10/18/2024					
DESIGN DEVELOPMENT	BG/KS/RS/MS	C. WHITLOCK	12/20/2024					
EARLY DEMOLITION PACKAGE	BG/RS/MS	R. LEWIS	03/21/2025					
80% CONSTRUCTION DOCS.	BG/RS/MS	R. LEWIS	05/09/2025					
PERMIT DOCS.								
100% CONSTRUCTION DOCS.	BG/RS/MS	R. LEWIS						

THESE DRAWINGS AND DESIGNS ARE INSTRUMENTS OF SERVICE. THE DRAWINGS AND ASSOCIATED COPIES THEREOF, INCLUDING ELECTRONIC MEDIA AND CADD FILES, ARE THE PROPERTY OF ARCHITECTS LEWIS + WHITLOCK P.A.; THEIR USE, REPRESENTATION OR REPRODUCTION FOR ANY PURPOSE EXCEPT BY WRITTEN AGREEMENT WITH THE ARCHITECT IS PROHIBITED. THIS COPYRIGHT NOTIFICATION SHALL BE TRUE AS IF DIRECTLY PLACED ON EACH DRAWING EXHIBIT OR RENDERING ON THIS DOCUMENT AND SHALL NOT BE REMOVED FROM THESE DOCUMENTS

Client: Leon County Schools
3420 W. Tharpe St., Suite 100
Tallahassee, FL 32303

Job Title: Griffin Middle School - Phase 2
800 Alabama St. Tallahassee, FL 32304

Consultant:

Project #: 23483
Phase: 100% CDs

Seal:

ALW
Architects Lewis + Whitlock
206 West Virginia St.
Tallahassee, Florida 32301
850.942.1718
www.think3d.net

Description:
Exterior Building Elevations

Sheet No.:
A2.2

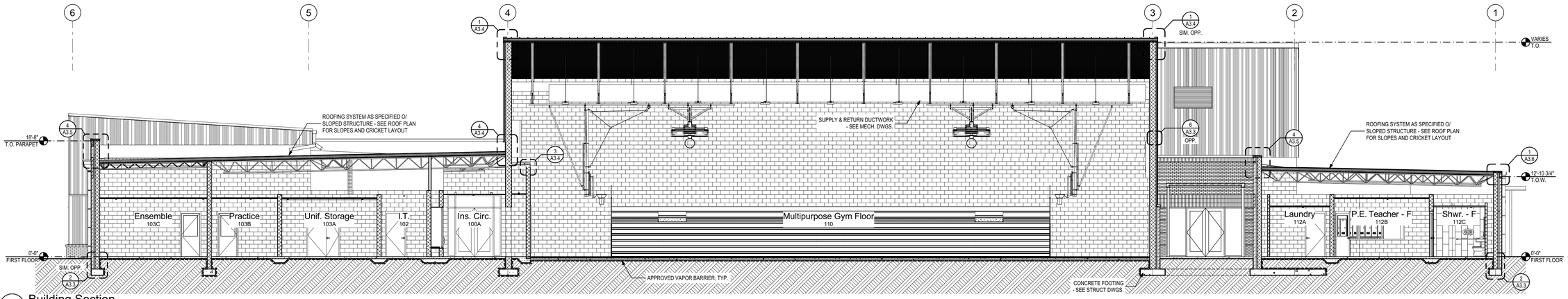

C Building Section
1/8" = 1'-0"

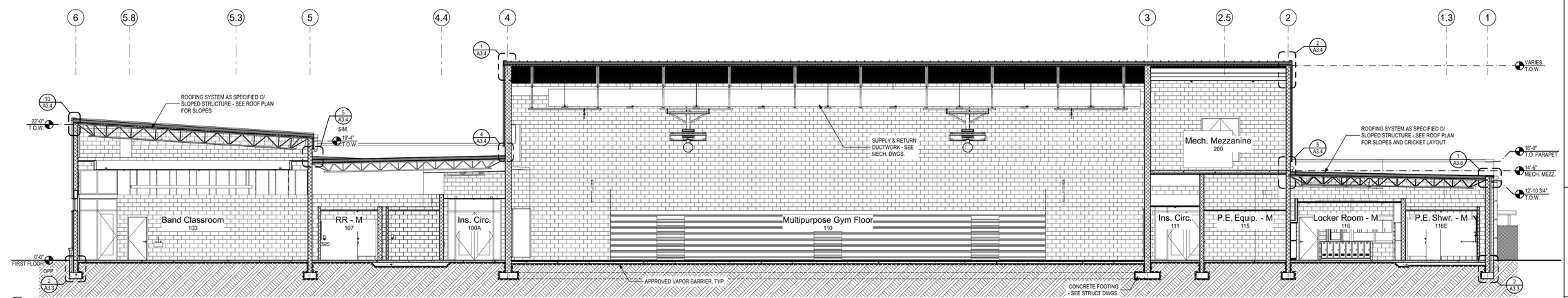

B Building Section
1/8" = 1'-0"

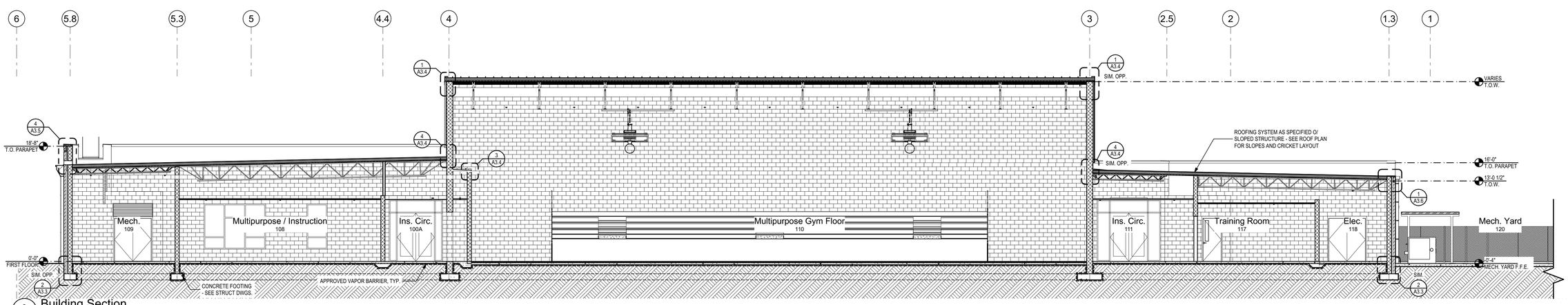

A Building Section
1/8" = 1'-0"

PHASE:	DRAWN:	REVIEWED:	DATE:
CONCEPT SCHEM. DESIGN	BG / RS	C. WHITLOCK	10/18/2024
DESIGN DEVELOPMENT	BG/KS/RS/MS	C. WHITLOCK	12/20/2024
EARLY DEMOLITION PACKAGE	BG/RS/MS	R. LEWIS	03/21/2025
80% CONSTRUCTION DOCS.	BG/RS/MS	R. LEWIS	05/09/2025
PERMIT DOCS.			
100% CONSTRUCTION DOCS.	BG/RS/MS	R. LEWIS	

ID:	REVISION:	DRAWN:	REVIEWED:	DATE:

THESE DRAWINGS AND DESIGNS ARE INSTRUMENTS OF SERVICE. THE DRAWINGS AND ASSOCIATED COPIES THEREOF, INCLUDING ELECTRONIC MEDIA AND CADD FILES, ARE THE PROPERTY OF ARCHITECTS LEWIS + WHITLOCK P.A. THEIR USE, REPRESENTATION OR REPRODUCTION FOR ANY PURPOSE EXCEPT BY WRITTEN AGREEMENT WITH THE ARCHITECT IS PROHIBITED. THIS COPYRIGHT NOTIFICATION SHALL BE TRUE AS IF DIRECTLY PLACED ON EACH DRAWING EXHIBIT OR RENDERING ON THIS DOCUMENT AND SHALL NOT BE REMOVED FROM THESE DOCUMENTS

LEON COUNTY SCHOOLS

Client: Leon County Schools
3420 W. Tharpe St., Suite 100
Tallahassee, FL 32303

Job Title: Griffin Middle School - Phase 2
800 Alabama St. Tallahassee, FL 32304

Consultant:

Project #: 23483
Phase: 100% CDs

Seal:

ALW

Architects Lewis + Whitlock
206 West Virginia St.
Tallahassee, Florida 32301
850.942.1718
www.think3d.net

Description:
Building Sections

Sheet No.:
A3.1

BIMcloud: architectslw - BIMcloud Software as a Service/23483 - BIM Griffin Middle School Phase 2

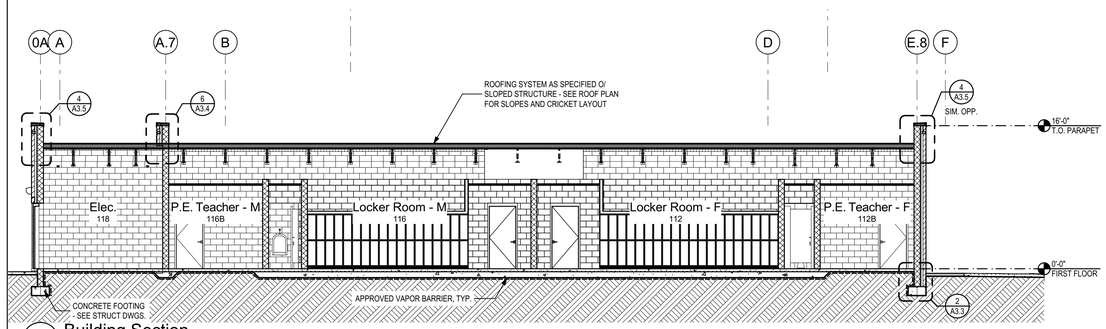

H Building Section
1/8" = 1'-0"

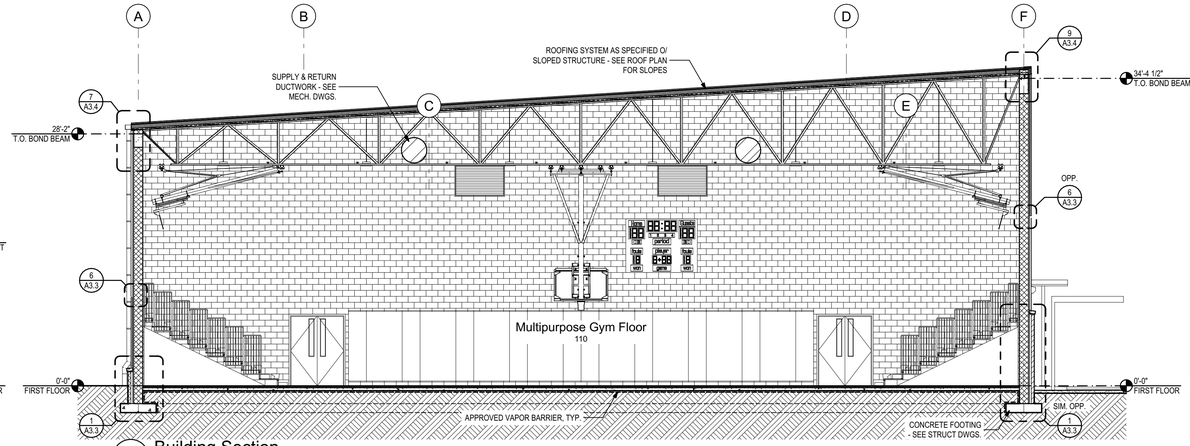

G Building Section
1/8" = 1'-0"

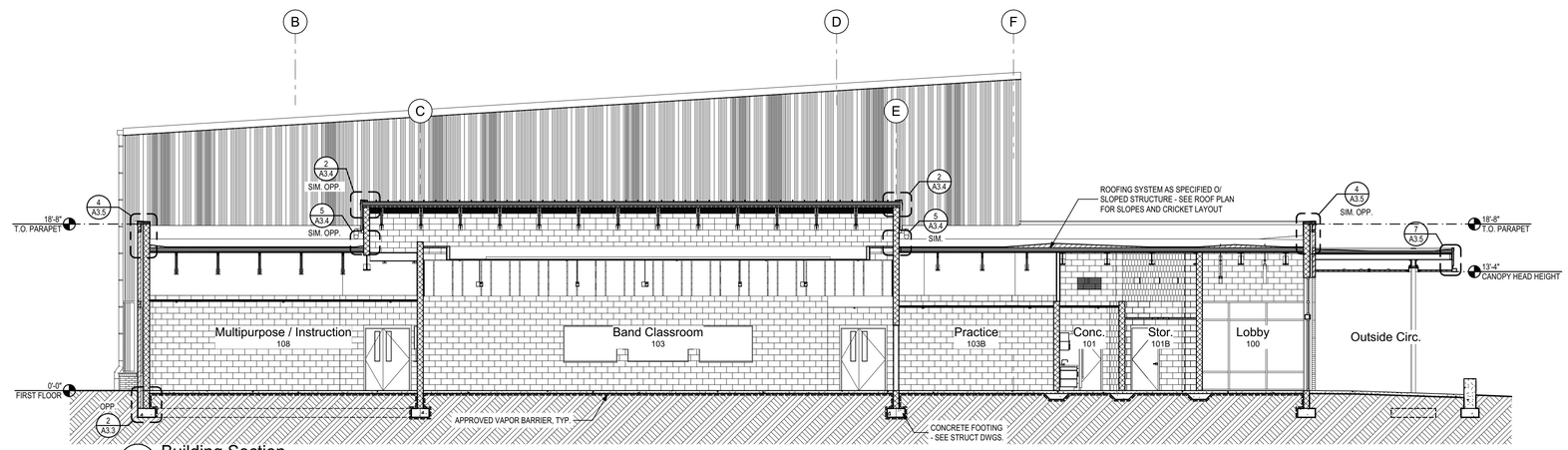

F Building Section
1/8" = 1'-0"

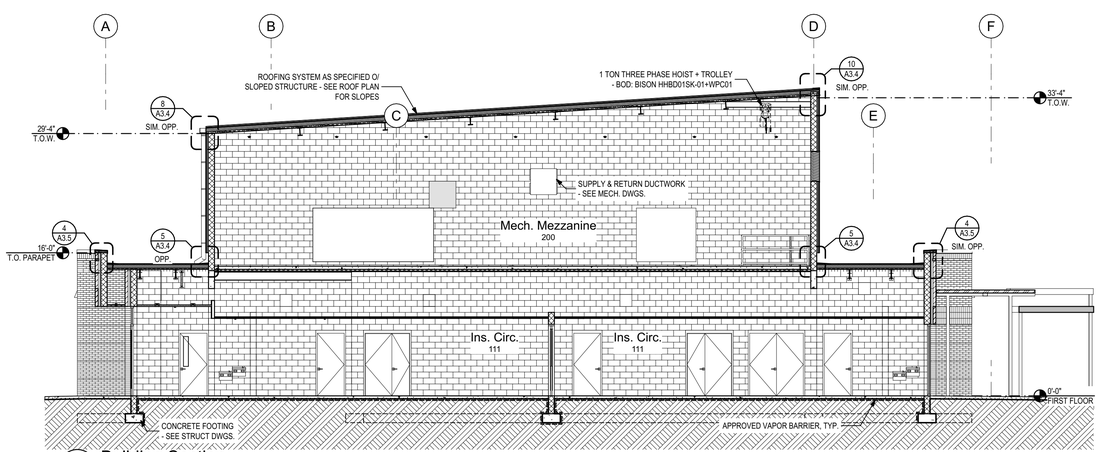

E Building Section
1/8" = 1'-0"

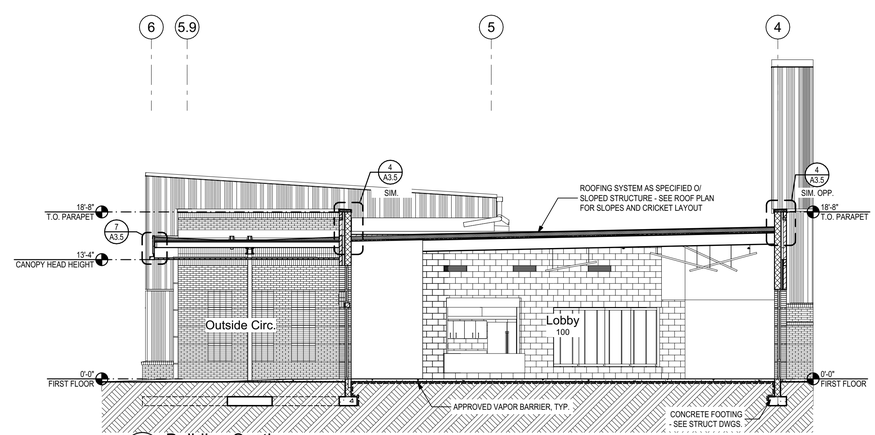

D Building Section
1/8" = 1'-0"

PHASE:	DRAWN:	REVIEWED:	DATE:	ID:	REVISION:	DRAWN:	REVIEWED:	DATE:
CONCEPT SCHEM. DESIGN	BG / RS	C. WHITLOCK	10/18/2024					
DESIGN DEVELOPMENT	BG/KS/RS/MS	C. WHITLOCK	12/20/2024					
EARLY DEMOLITION PACKAGE	BG/RS/MS	R. LEWIS	03/21/2025					
80% CONSTRUCTION DOCS.	BG/RS/MS	R. LEWIS	05/09/2025					
PERMIT DOCS.								
100% CONSTRUCTION DOCS.	BG/RS/MS	R. LEWIS						

THESE DRAWINGS AND DESIGNS ARE INSTRUMENTS OF SERVICE. THE DRAWINGS AND ASSOCIATED COPIES THEREOF, INCLUDING ELECTRONIC MEDIA AND CADD FILES, ARE THE PROPERTY OF ARCHITECTS LEWIS + WHITLOCK P.A. THEIR USE, REPRESENTATION OR REPRODUCTION FOR ANY PURPOSE EXCEPT BY WRITTEN AGREEMENT WITH THE ARCHITECT IS PROHIBITED. THIS COPYRIGHT NOTIFICATION SHALL BE TRUE AS IF DIRECTLY PLACED ON EACH DRAWING EXHIBIT OR RENDERING ON THIS DOCUMENT AND SHALL NOT BE REMOVED FROM THESE DOCUMENTS

LEON COUNTY SCHOOLS

Client: Leon County Schools
3420 W. Tharpe St. Suite 100
Tallahassee, FL 32303

Job Title: Griffin Middle School - Phase 2
800 Alabama St. Tallahassee, FL 32304

Consultant:

Project #: 23483
Phase: 100% CDs

Seal:

ALW

Architects Lewis + Whitlock
206 West Virginia St.
Tallahassee, Florida 32301
850.942.1718
www.think3d.net

Description:
Building Sections

Sheet No.:
A3.2

BIMcloud: architectslw - BIMcloud Software as a Service/23483 - BIM Griffin Middle School Phase 2

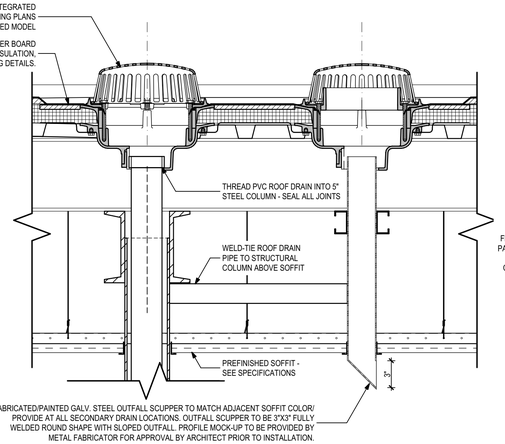

10 Detail At Downspout Column / Canopy Roof Overflow Drain
1 1/2"= 1'-0"

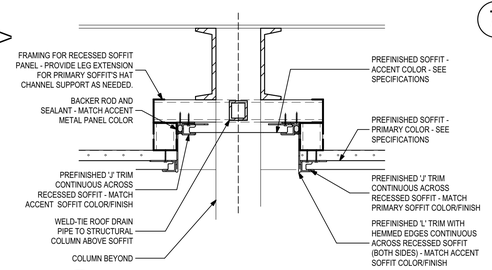

11 Detail At Recessed Soffit
1 1/2"= 1'-0"

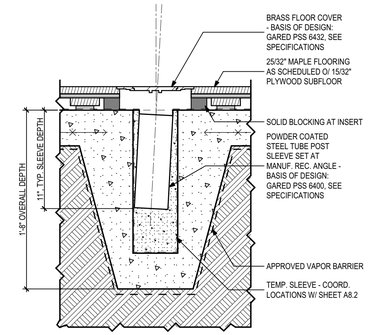

7 Gym Floor Section Detail At Inserts
1 1/2"= 1'-0"

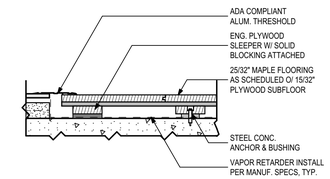

5 Gym Floor Section Detail At Tile Transition
1 1/2"= 1'-0"

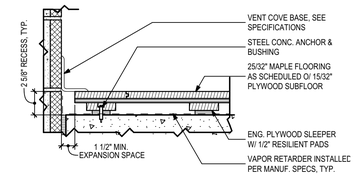

8 Gym Floor Section Detail At Wall Base
1 1/2"= 1'-0"

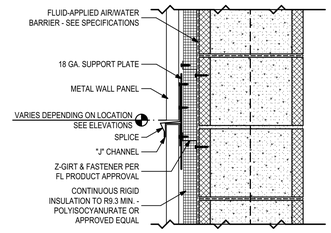

6 Typical Splice Detail
1 1/2"= 1'-0"

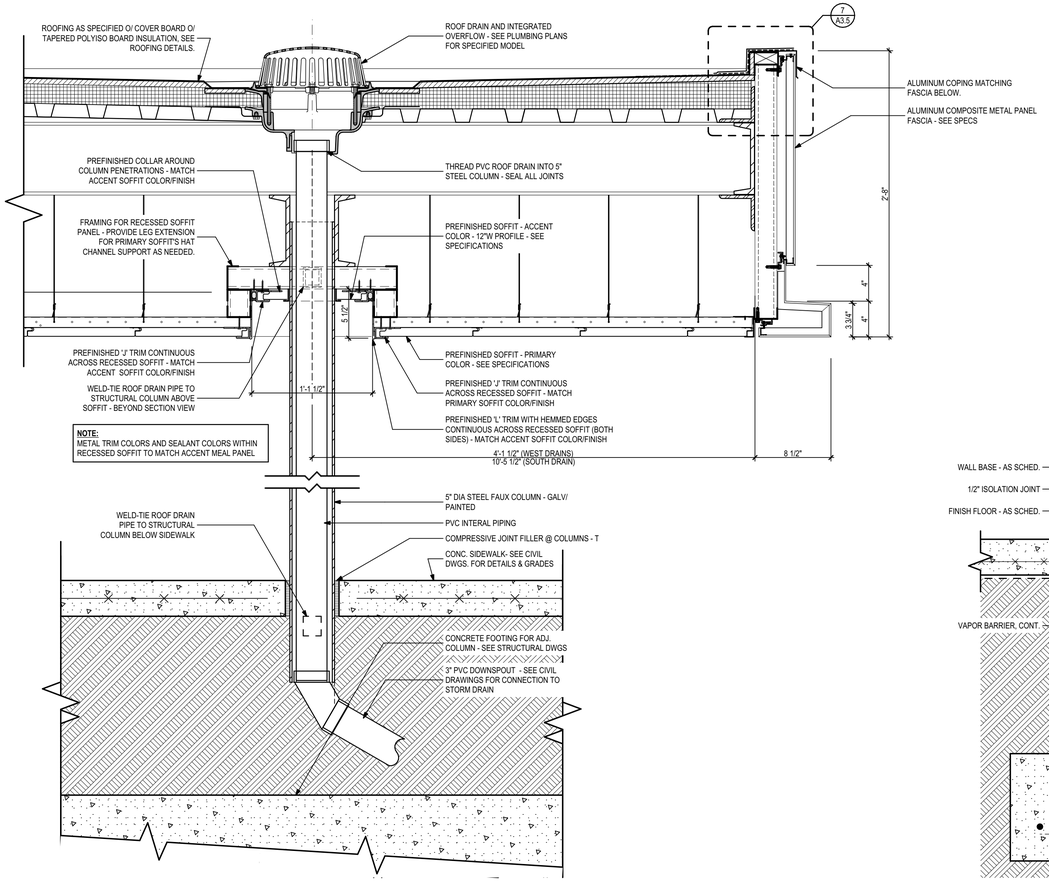

3 Section Detail At Downspout Column / Canopy Roof Drain
1 1/2"= 1'-0"

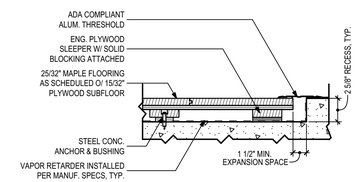

4 Gym Floor Section Detail At LVT Transition
1 1/2"= 1'-0"

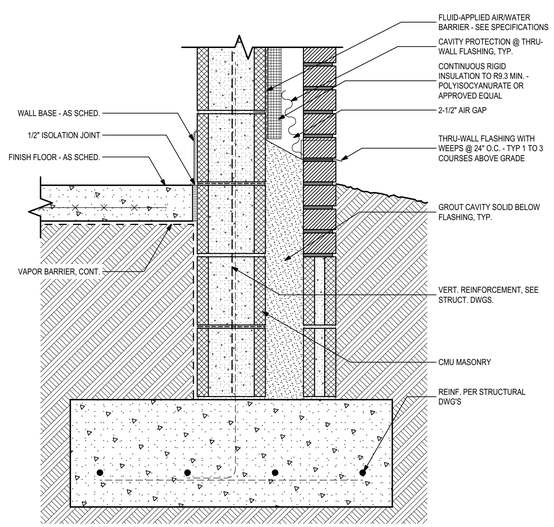

2 Typical Foundation Detail At Grade
1 1/2"= 1'-0"

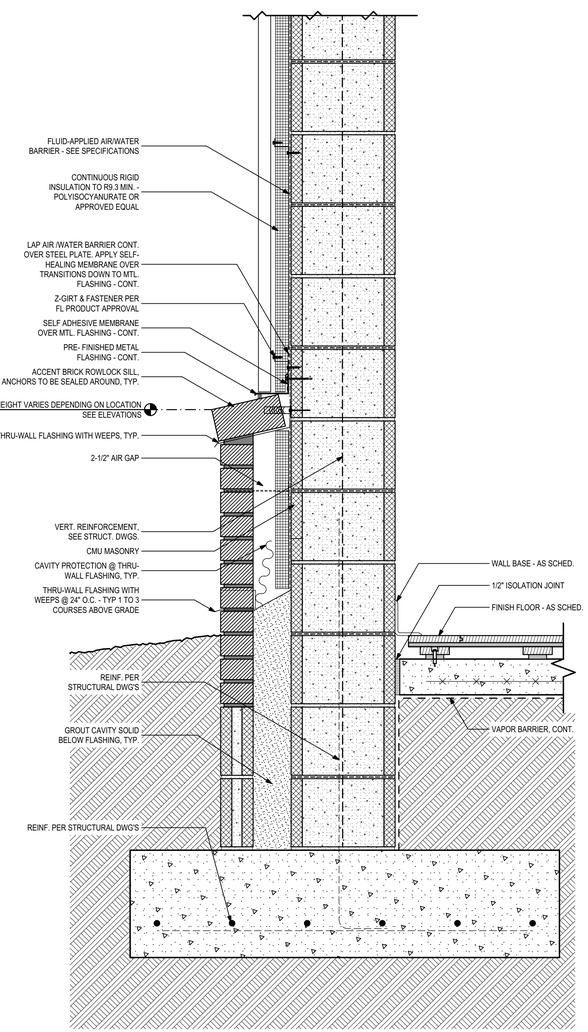

1 Typical Foundation Detail At Metal Wall Panel Transition
1 1/2"= 1'-0"

PHASE:	DRAWN:	REVIEWED:	DATE:	ID:	REVISION:	DRAWN:	REVIEWED:	DATE:
CONCEPT SCHEM. DESIGN	BG / RS	C. WHITLOCK	10/18/2024					
DESIGN DEVELOPMENT	BG/KS/RS/MS	C. WHITLOCK	12/20/2024					
EARLY DEMOLITION PACKAGE								
80% CONSTRUCTION DOCS.	BG/RS/MS	R. LEWIS	03/21/2025					
PERMIT DOCS.								
100% CONSTRUCTION DOCS.	BG/RS/MS	R. LEWIS	05/09/2025					

THESE DRAWINGS AND REDERINGS ARE INSTRUMENTS OF SERVICE. THE DRAWINGS AND ASSOCIATED COPIES THEREOF, INCLUDING ELECTRONIC MEDIA AND CADD FILES, ARE THE PROPERTY OF ARCHITECTS LEWIS + WHITLOCK P.A.; THEIR USE, REPRESENTATION OR REPRODUCTION FOR ANY PURPOSE EXCEPT BY WRITTEN AGREEMENT WITH THE ARCHITECT IS PROHIBITED. THIS COPYRIGHT NOTIFICATION SHALL BE TRUE AS IF DIRECTLY PLACED ON EACH DRAWING EXHIBIT OR RENDERING ON THIS DOCUMENT AND SHALL NOT BE REMOVED FROM THESE DOCUMENTS

Client: Leon County Schools
3420 W. Tharpe St., Suite 100
Tallahassee, FL 32303

Job Title: Griffin Middle School - Phase 2
800 Alabama St. Tallahassee, FL 32304

Consultant:

Project #: 23483
Phase: 100% CDs

Seal:

ALW
Architects Lewis + Whitlock
206 West Virginia St.
Tallahassee, Florida 32301
850.942.1718
www.think3d.net

Description:
Foundation & Section Details

Sheet No.:
A3.3

BIMcloud: architectslw - BIMcloud Software as a Service/23483 - BIM Griffin Middle School Phase 2

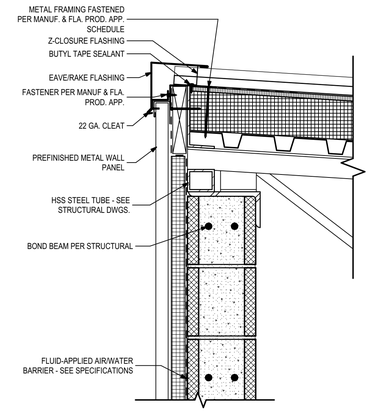

10 High Roof Section Detail 8" CMU Wall
1 1/2"= 1'-0"

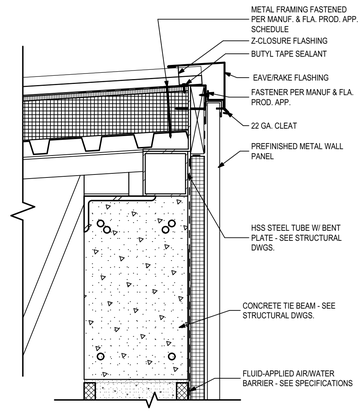

9 High Roof Section Detail 12" CMU Wall
1 1/2"= 1'-0"

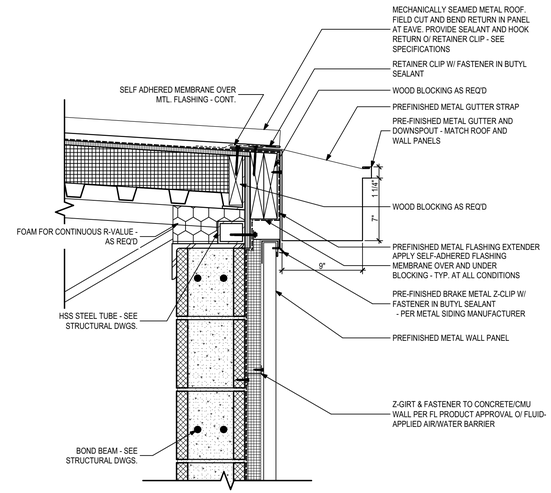

8 Typical Low Peak Roof - Gutter 8" CMU Wall
1 1/2"= 1'-0"

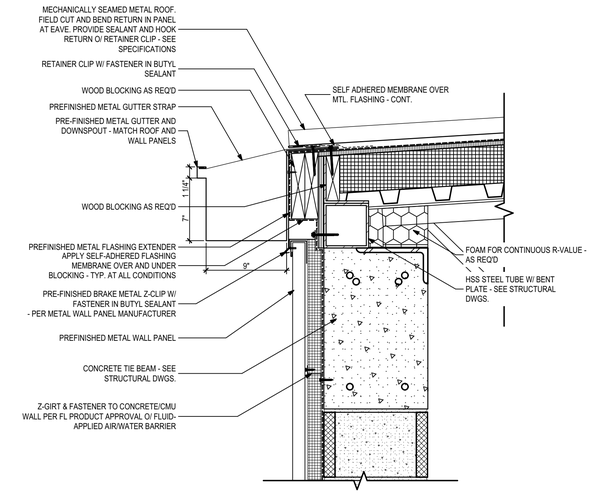

7 Typical Low Peak Roof Gutter 12" CMU Wall
1 1/2"= 1'-0"

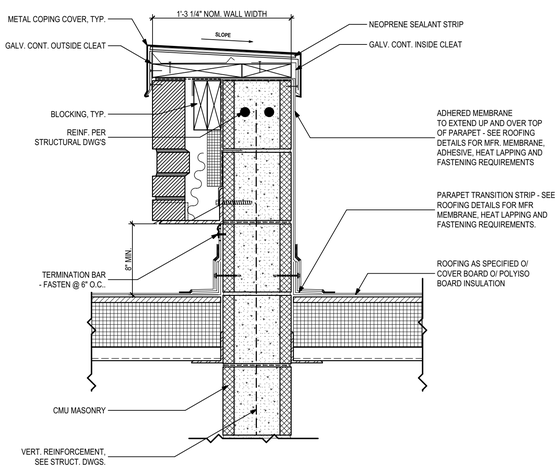

6 Parapet Section @ Electrical Room
1 1/2"= 1'-0"

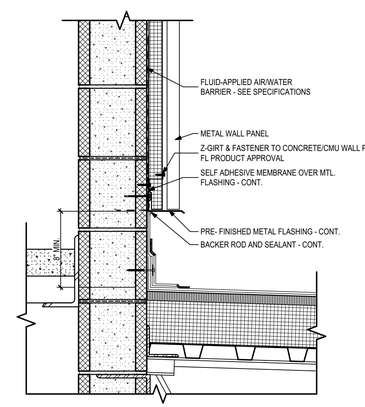

5 Low Roof Section Detail @ Wall 8" CMU Wall
1 1/2"= 1'-0"

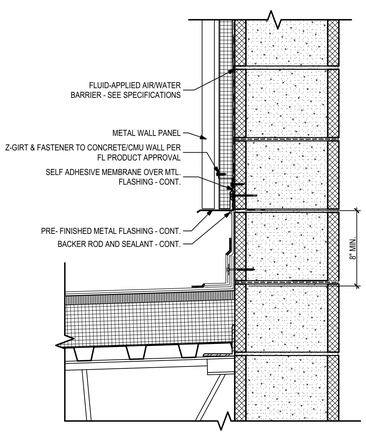

4 Low Roof Section Detail - Wall 12" CMU Wall
1 1/2"= 1'-0"

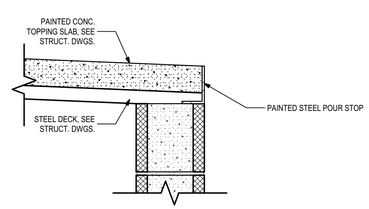

3 Vestibule Roof Section Detail
1 1/2"= 1'-0"

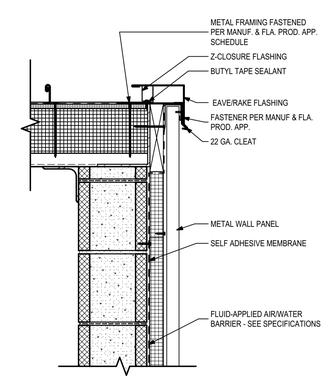

2 High Roof Section Detail - Rake 8" CMU Wall
1 1/2"= 1'-0"

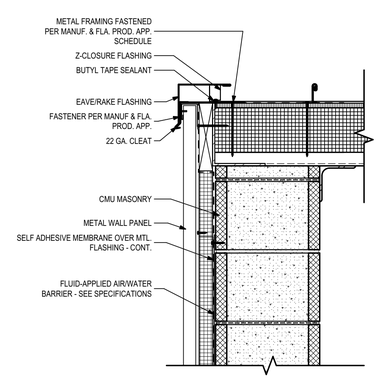

1 High Roof Section Detail - Rake 12" CMU Wall
1 1/2"= 1'-0"

PHASE:	DRAWN:	REVIEWED:	DATE:	ID:	REVISION:	DRAWN:	REVIEWED:	DATE:
CONCEPT SCHEM. DESIGN	BG / RS	C. WHITLOCK	10/18/2024					
DESIGN DEVELOPMENT	BG/KS/RS/MS	C. WHITLOCK	12/20/2024					
EARLY DEMOLITION PACKAGE	BG/RS/MS	R. LEWIS	03/21/2025					
80% CONSTRUCTION DOCS.	BG/RS/MS	R. LEWIS	05/09/2025					
PERMIT DOCS.								
100% CONSTRUCTION DOCS.	BG/RS/MS	R. LEWIS						

THESE DRAWINGS AND DESIGNS ARE INSTRUMENTS OF SERVICE. THE DRAWINGS AND ASSOCIATED COPIES THEREOF, INCLUDING ELECTRONIC MEDIA AND CADD FILES, ARE THE PROPERTY OF ARCHITECTS LEWIS + WHITLOCK P.A.; THEIR USE, REPRESENTATION OR REPRODUCTION FOR ANY PURPOSE EXCEPT BY WRITTEN AGREEMENT WITH THE ARCHITECT IS PROHIBITED. THIS COPYRIGHT NOTIFICATION SHALL BE TRUE AS IF DIRECTLY PLACED ON EACH DRAWING EXHIBIT OR RENDERING ON THIS DOCUMENT AND SHALL NOT BE REMOVED FROM THESE DOCUMENTS

Client:
Leon County Schools
3420 W. Tharpe St. Suite 100
Tallahassee, FL 32303

Job Title:
Griffin Middle School - Phase 2
800 Alabama St. Tallahassee, FL 32304

Consultant:

Project #: 23483
Phase: 100% CDs

Seal:

ALW
Architects Lewis + Whitlock
206 West Virginia St.
Tallahassee, Florida 32301
850.942.1718
www.think3d.net

Description:
Roof Section Details

Sheet No.:
A3.4

BIMcloud: architectslw - BIMcloud Software as a Service/23483 - BIM Griffin Middle School Phase 2

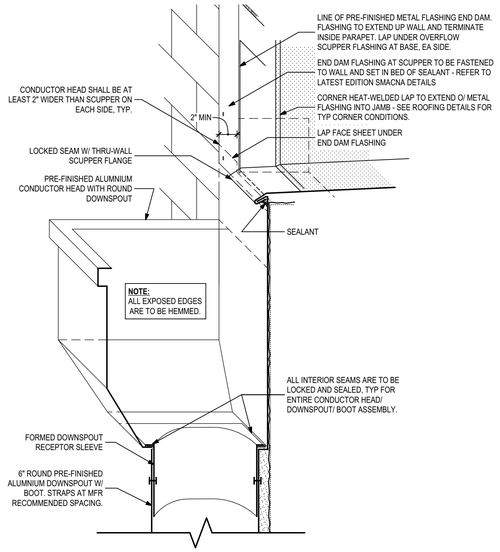

9 Roof Detail- Scupper
3" = 1'-0"

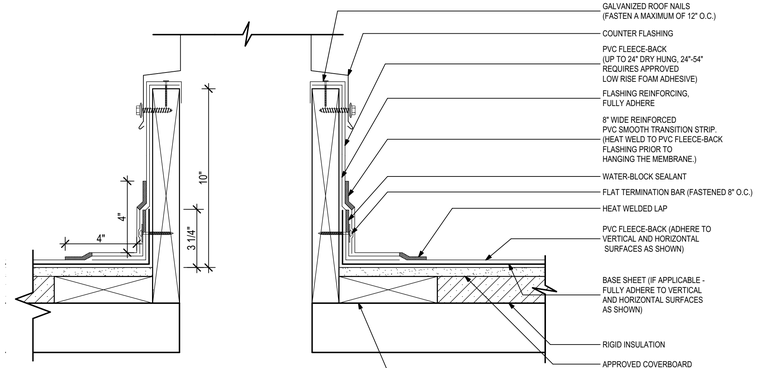

NOTES:
1.FLASHING REINFORCING FOR BITUMEN BASE PLY IS REQUIRED IN LONG TERM PHASE CONSTRUCTION.
2.PRIMER IS REQUIRED FOR FLASHING REINFORCING AND STRIPPING PLY APPLICATION.
3.WOOD AND METAL COMPONENTS SHOULD BE DESIGNED/FABRICATED AND INSTALLED ACCORDING TO ACCEPTED INDUSTRY STANDARDS.
4.DISSIMILAR METAL TYPES SUBJECT TO ELECTROLYTIC REACTION SHOULD BE PHYSICALLY SEPARATED.
5.FOR HEAT-WELDING LAPS USE 1.5" MIN. WELD WITH AUTOMATIC MACHINE WELDER AND 2" MIN. WELD WITH HAND WELDER.

CAUTION: ALL PRACTICES PERTAINING TO NRCA CERTA GUIDELINES BE FOLLOWED WHEN TORCHING METHODS ARE EMPLOYED. THIS INCLUDES PERFORMING A FIRE WATCH FOLLOWING ANY TORCH APPLICATIONS. ALWAYS HAVE APPROVED FIRE-EXTINGUISHING EQUIPMENT NEARBY.

8 PVC-KEE Roof Detail - Typical Vent
3" = 1'-0"

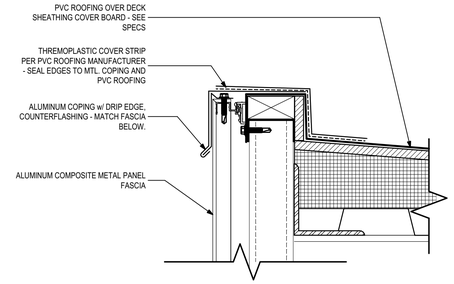

7 Typ. Awning Parapet Cap Detail
3" = 1'-0"

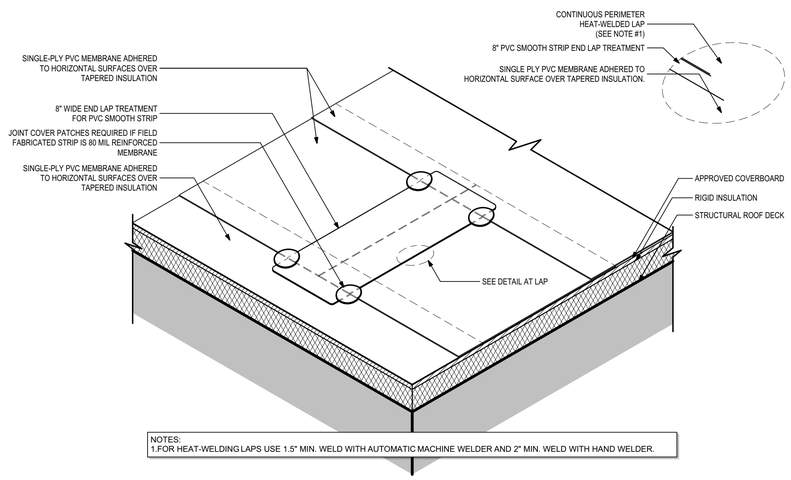

NOTES:
1.FOR HEAT-WELDING LAPS USE 1.5" MIN. WELD WITH AUTOMATIC MACHINE WELDER AND 2" MIN. WELD WITH HAND WELDER.

6 Roof Detail-Lap Seam
1 1/2"= 1'-0"

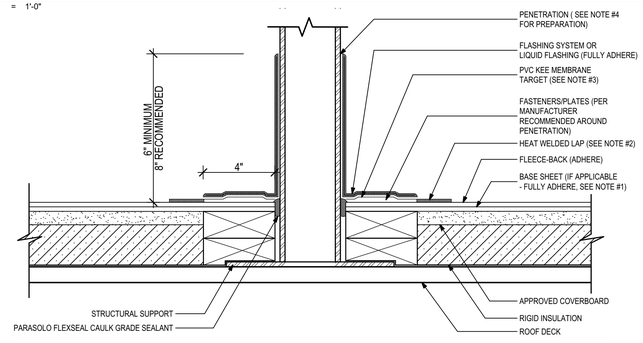

NOTES:
1. BASE SHEET SHOULD BE SEALED USING MANUFACTURER'S SEALANT FOR EXPOSED BASE IN PHASE CONSTRUCTION INSTALLATIONS.
2.FOR HEAT-WELDING LAPS USE 1.5" MIN. WELD WITH AUTOMATIC MACHINE WELDER AND 2" MIN. WELD WITH HAND WELDER.
3.FLASHING MEMBRANE IS REQUIRED AT LOCATIONS TO RECEIVE LIQUID FLASHING SYSTEMS.
4.REFER TO MANUFACTURER PREPARATION GUIDELINES FOR PROPER SURFACE TREATMENT OF ALL MATERIALS PRIOR TO APPLICATION OF LIQUID FLASHING MATERIALS.
5.THE CARPENTRY AND METAL WORK SHOWN DEPICT SHOP FABRICATION AND JOB-SITE ASSEMBLY. THESE COMPONENTS SHOULD BE DESIGNED/ FABRICATED/INSTALLED ACCORDING TO GENERALLY ACCEPTED INDUSTRY PRACTICES, STANDARDS, AND APPROVALS.
6.PENETRATIONS TO RECEIVE THE RIGID FLASHING SYSTEM OR LIQUID FLASHING MUST BE SECURED TO THE STRUCTURE TO PREVENT MOVEMENT.
7.REQUIREMENTS AND RECOMMENDATIONS DETAILED IN CURRENT MANUFACTURER SPECIFICATIONS SHALL APPLY IN ADDITION TO THE ABOVE DRAWING.

CAUTION: ALL PRACTICES PERTAINING TO NRCA CERTA GUIDELINES BE FOLLOWED WHEN TORCHING METHODS ARE EMPLOYED. THIS INCLUDES PERFORMING A FIRE WATCH FOLLOWING ANY TORCH APPLICATIONS. ALWAYS HAVE APPROVED FIRE-EXTINGUISHING EQUIPMENT NEARBY.

5 PVC-KEE Roof Detail - Typical VTR
3" = 1'-0"

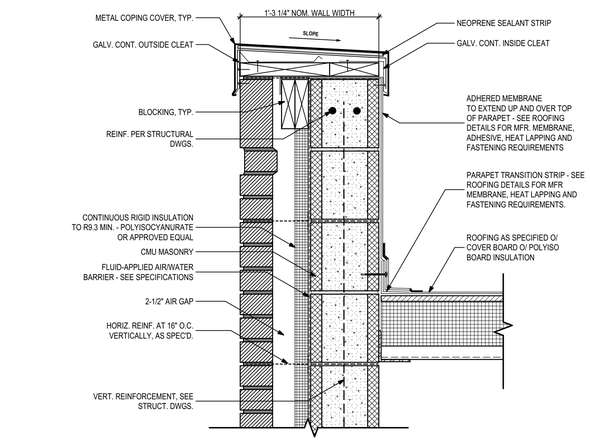

4 Typical Parapet Section
1 1/2"= 1'-0"

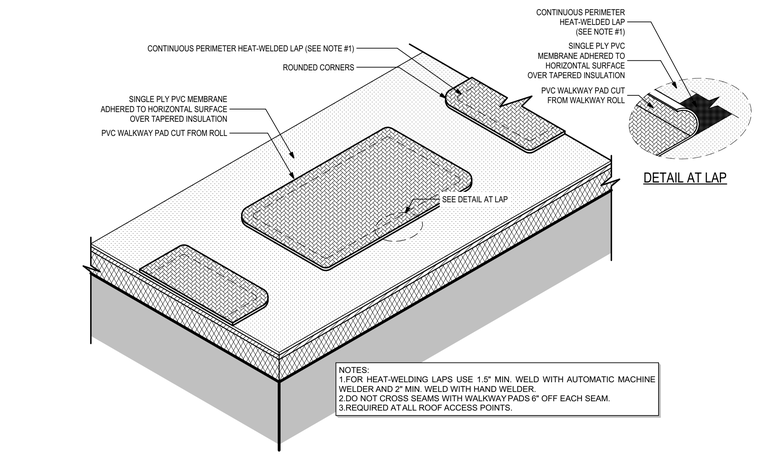

NOTES:
1.FOR HEAT-WELDING LAPS USE 1.5" MIN. WELD WITH AUTOMATIC MACHINE WELDER AND 2" MIN. WELD WITH HAND WELDER.
2.DO NOT CROSS SEAMS WITH WALKWAY PADS 6" OFF EACH SEAM.
3.REQUIRED AT ALL ROOF ACCESS POINTS.

3 Roof Detail- Walkway Pads
1 1/2"= 1'-0"

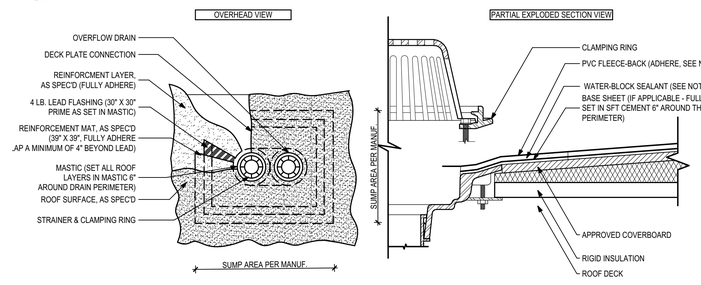

NOTES:
1.ROOF DRAIN COMPONENTS AND INSTALLATION GUIDELINES ARE SUPPLIED BY THE DRAIN MANUFACTURER.
2.SET PVC MEMBRANE IN WATER-BLOCK SEALANT 6" AROUND THE DRAIN PERIMETER.
3.MEMBRANE MUST EXTEND MINIMUM 1" BEYOND THE BOLT HOLES. THE CLAMPING RING BOLTS MUST PENETRATE THE MEMBRANE.
4.REQUIREMENTS AND RECOMMENDATIONS DETAILED IN THE CURRENT MANUFACTURER'S SPECIFICATIONS SHALL APPLY IN ADDITION TO THE ABOVE DRAWING.

CAUTION: SIPLAST RECOMMENDS THAT ALL PRACTICES PERTAINING TO NRCA CERTA GUIDELINES BE FOLLOWED WHEN TORCHING METHODS ARE EMPLOYED. THIS INCLUDES PERFORMING A FIRE WATCH FOLLOWING ANY TORCH APPLICATIONS. ALWAYS HAVE APPROVED FIRE-EXTINGUISHING EQUIPMENT NEARBY.

2 PVC-KEE Roof Detail - Typical Drain
3" = 1'-0"

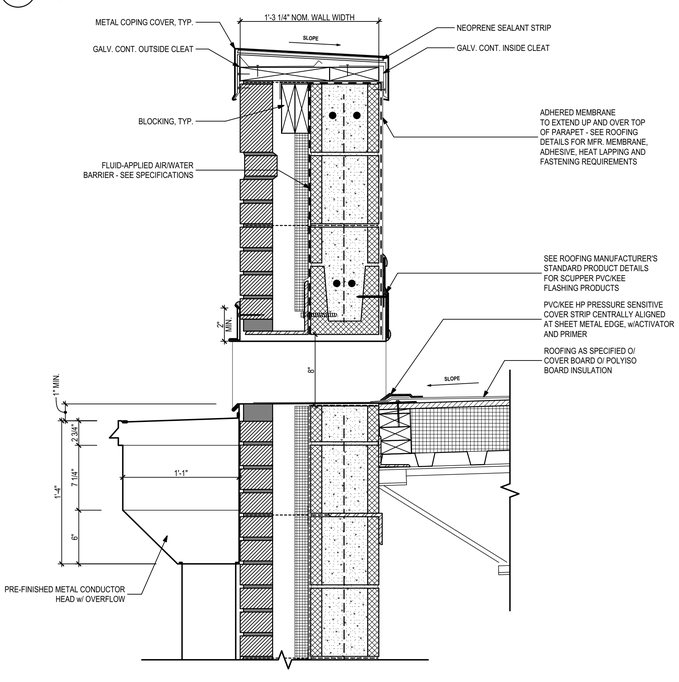

1 Typical Parapet Section at Scupper
1 1/2"= 1'-0"

PHASE:	DRAWN:	REVIEWED:	DATE:	ID:	REVISION:	DRAWN:	REVIEWED:	DATE:
CONCEPT SCHEM. DESIGN	BG / RS	C. WHITLOCK	10/18/2024					
DESIGN DEVELOPMENT	BG/KS/RS/MS	C. WHITLOCK	12/20/2024					
EARLY DEMOLITION PACKAGE	BG/KS/MS	R. LEWIS	03/21/2025					
80% CONSTRUCTION DOCS.	BG/RS/MS	R. LEWIS	05/09/2025					
PERMIT DOCS.								
100% CONSTRUCTION DOCS.	BG/RS/MS	R. LEWIS						

THESE DRAWINGS AND PROPOSALS ARE INSTRUMENTS OF SERVICE. THE DRAWINGS AND ASSOCIATED COPIES THEREOF, INCLUDING ELECTRONIC MEDIA AND CADD FILES, ARE THE PROPERTY OF ARCHITECTS LEWIS + WHITLOCK, P.A. THEIR USE, REPRESENTATION OR REPRODUCTION FOR ANY PURPOSE EXCEPT BY WRITTEN AGREEMENT WITH THE ARCHITECT IS PROHIBITED. THIS COPYRIGHT NOTIFICATION SHALL BE TRUE AS IF DIRECTLY PLACED ON EACH DRAWING EXHIBIT OR RENDERING ON THIS DOCUMENT AND SHALL NOT BE REMOVED FROM THESE DOCUMENTS

Client:
Leon County Schools
3420 W. Tharpe St. Suite 100
Tallahassee, FL 32303

Job Title:
Griffin Middle School - Phase 2
800 Alabama St. Tallahassee, FL 32304

Consultant:

Project #: 23483
Phase: 100% CDs

Seal:

ALW
Architects Lewis + Whitlock
206 West Virginia St.
Tallahassee, Florida 32301
850.942.1718
www.think3d.net

Description:
Roof Section Details

Sheet No.:
A3.5

BIMcloud: architectslw - BIMcloud Software as a Service/23483 - BIM Griffin Middle School Phase 2

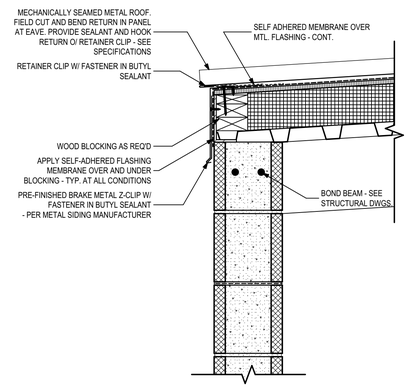

5 Low Roof Section Detail @ Flam. Stor. Building
1 1/2"= 1'-0"

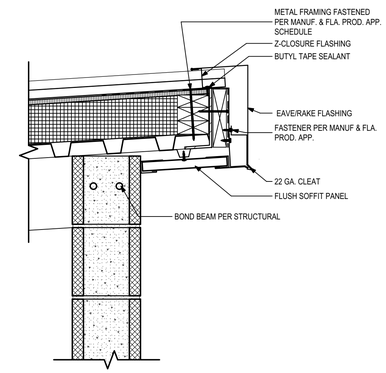

6 High Roof Section Detail @ Flam. Stor. Building
1 1/2"= 1'-0"

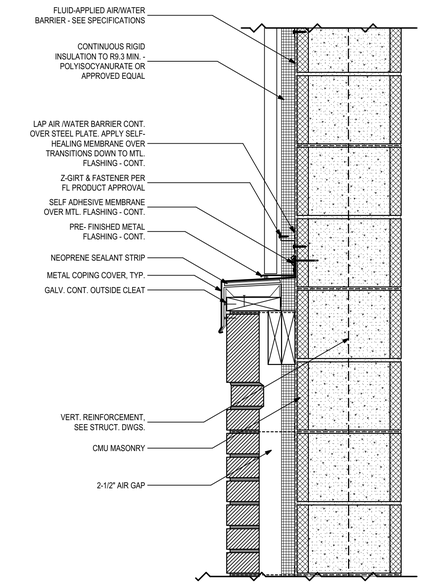

4 Roof Transition Section Detail
1 1/2"= 1'-0"

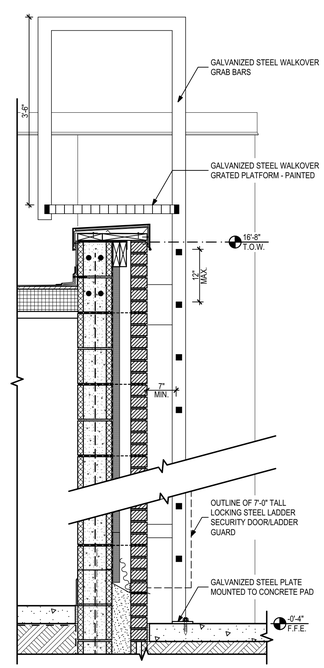

3 Roof Access Ladder Section Detail
3/4" = 1'-0"

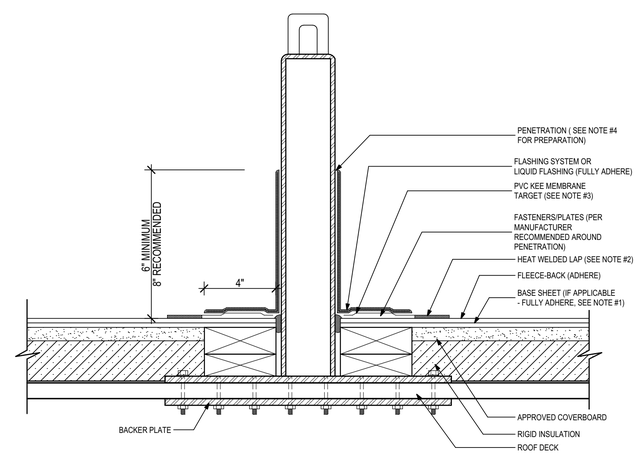

NOTES:
1. BASE SHEET SHOULD BE SEALED USING MANUFACTURER'S SEALANT FOR EXPOSED BASE IN PHASE CONSTRUCTION INSTALLATIONS.
2.FOR HEAT-WELDING LAPS USE 1.5" MIN. WELD WITH AUTOMATIC MACHINE WELDER AND 2" MIN. WELD WITH HAND WELDER.
3.FLASHING MEMBRANE IS REQUIRED AT LOCATIONS TO RECEIVE LIQUID FLASHING SYSTEMS.
4.REFER TO MANUFACTURER PREPARATION GUIDELINES FOR PROPER SURFACE TREATMENT OF ALL MATERIALS PRIOR TO APPLICATION OF LIQUID FLASHING MATERIALS.
5.THE CARPENTRY AND METAL WORK SHOWN DEPICT SHOP FABRICATION AND JOB-SITE ASSEMBLY. THESE COMPONENTS SHOULD BE DESIGNED/ FABRICATED/INSTALLED ACCORDING TO GENERALLY ACCEPTED INDUSTRY PRACTICES, STANDARDS, AND APPROVALS.
6.PENETRATIONS TO RECEIVE THE RIGID FLASHING SYSTEM OR LIQUID FLASHING MUST BE SECURED TO THE STRUCTURE TO PREVENT MOVEMENT.
7.REQUIREMENTS AND RECOMMENDATIONS DETAILED IN CURRENT MANUFACTURER SPECIFICATIONS SHALL APPLY IN ADDITION TO THE ABOVE DRAWING.

CAUTION: ALL PRACTICES PERTAINING TO NRCA CERTA GUIDELINES BE FOLLOWED WHEN TORCHING METHODS ARE EMPLOYED. THIS INCLUDES PERFORMING A FIRE WATCH FOLLOWING ANY TORCH APPLICATIONS. ALWAYS HAVE APPROVED FIRE-EXTINGUISHING EQUIPMENT NEARBY.

2 Roof Anchor Penetration Detail
3" = 1'-0"

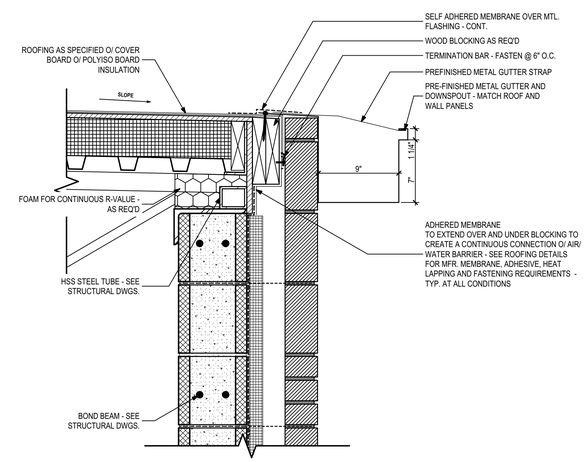

1 Typical Roof Detail @ Spillover Edge
1 1/2"= 1'-0"

PHASE:	DRAWN:	REVIEWED:	DATE:
CONCEPT SCHEM. DESIGN	BG / RS	C. WHITLOCK	10/18/2024
DESIGN DEVELOPMENT	BG/KS/RS/MS	C. WHITLOCK	12/20/2024
EARLY DEMOLITION PACKAGE	BG/RS/MS	R. LEWIS	03/21/2025
80% CONSTRUCTION DOCS.	BG/RS/MS	R. LEWIS	05/09/2025
PERMIT DOCS.			
100% CONSTRUCTION DOCS.	BG/RS/MS	R. LEWIS	05/09/2025

ID:	REVISION:	DRAWN:	REVIEWED:	DATE:

THESE DRAWINGS AND DESIGNS ARE INSTRUMENTS OF SERVICE. THE DRAWINGS AND ASSOCIATED COPIES THEREOF, INCLUDING ELECTRONIC MEDIA AND CADD FILES, ARE THE PROPERTY OF ARCHITECTS LEWIS + WHITLOCK, P.A.; THEIR USE, REPRESENTATION OR REPRODUCTION FOR ANY PURPOSE EXCEPT BY WRITTEN AGREEMENT WITH THE ARCHITECT IS PROHIBITED. THIS COPYRIGHT NOTIFICATION SHALL BE TRUE AS IF DIRECTLY PLACED ON EACH DRAWING EXHIBIT OR RENDERING ON THIS DOCUMENT AND SHALL NOT BE REMOVED FROM THESE DOCUMENTS

Client: Leon County Schools
3420 W. Tharpe St. Suite 100
Tallahassee, FL 32303

Job Title: Griffin Middle School - Phase 2
800 Alabama St. Tallahassee, FL 32304

Consultant:

Project #: 23483
Phase: 100% CDs

Seal:

ALW
Architects Lewis + Whitlock
206 West Virginia St.
Tallahassee, Florida 32301
850.942.1718
www.think3d.net

Description:
Roof Section Details

Sheet No.:
A3.6

BIMcloud: architectslw - BIMcloud Software as a Service/23483 - BIM Griffin Middle School Phase 2

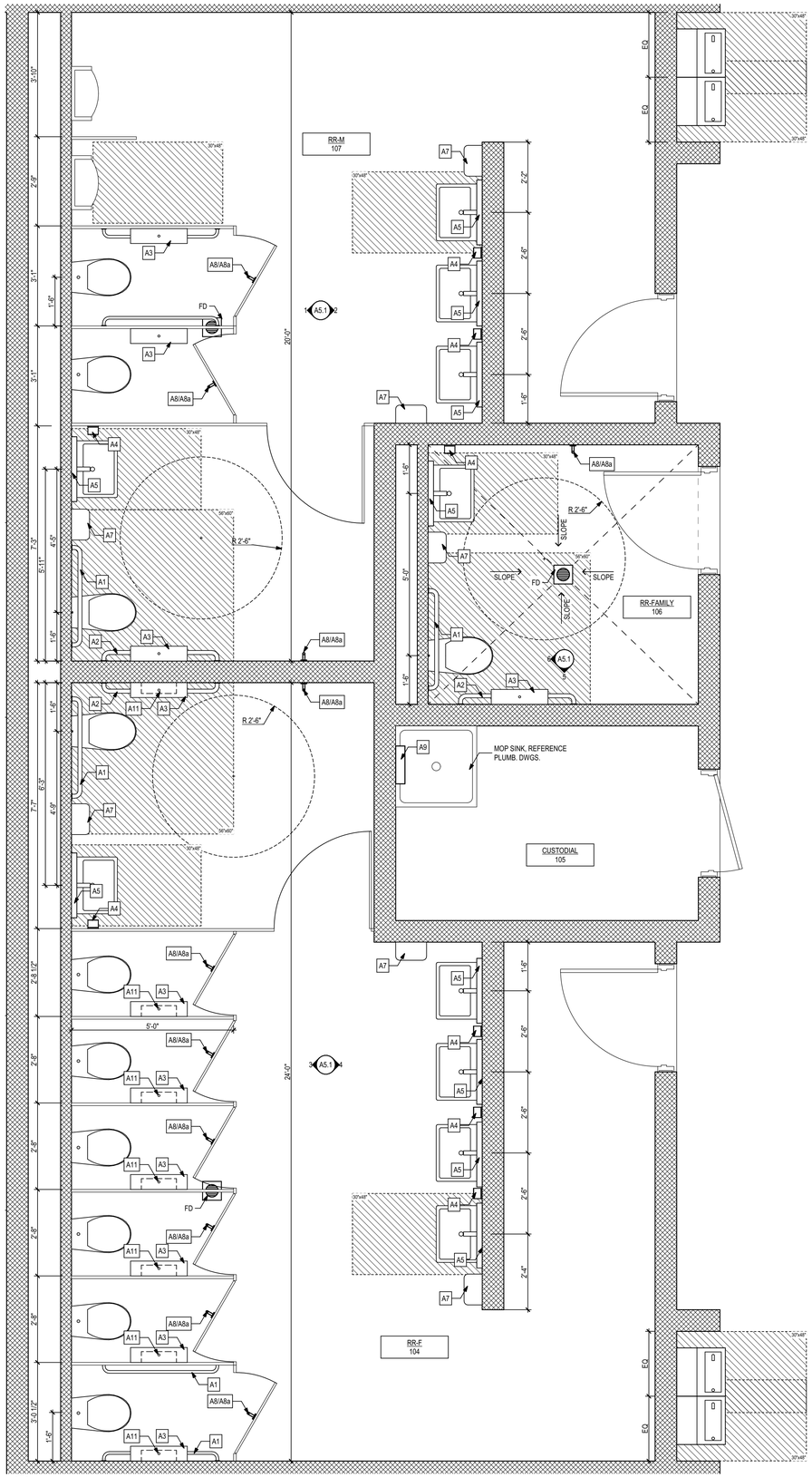

3 Enlarged Public Restroom Plan
1/2" = 1'-0"

Acc. Mounting Height

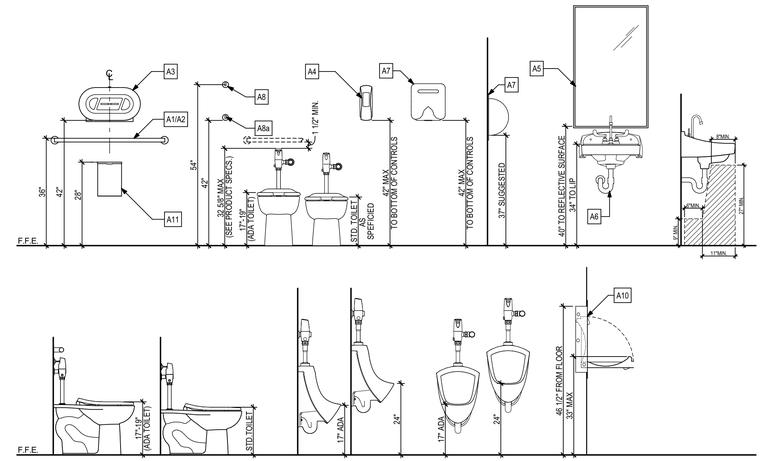

Accessory Schedule

A1	42" GRAB BAR, 1 1/2" DIA - BRADLEY #812
A2	36" GRAB BAR, 1 1/2" DIA - BRADLEY #812
A3	TOILET TISSUE DISPENSER - PROVIDED BY OWNER
A4	SOAP DISPENSER - PROVIDED BY OWNER
A5	36"h x 20"w MIRROR, FRAMELESS - SEE SPECIFICATIONS
A6	INSULATED UNDER SINK PROTECTIONS - MAINLINE ML102EZ LAV GUARD 2, ONE P-TRAP COVER, TWO ANGLE VALVES AND SUPPLY COVERS
A7	AUTOMATIC HAND DRYER - EXCEL XLERATOR XL-BW, SEE ELECTRICAL
A8	CLOTHES HOOK - BRADLEY 9114
A8a	CLOTHES HOOK - BRADLEY 9114 (ADA HEIGHT MOUNTED)
A9	MOP HOLDER - BOBRICK B239 X 34
A10	NOT USED
A11	SANITARY NAPKIN DISPOSAL - AMERICAN SPECIALTIES 0852
A12	16" x 31" 2-WALL GRAB BAR, 1 1/2" DIA - BOBRICK B-6861
A13	FOLDING SHOWER SEAT, BOBRICK B-5181
A14	24" GRAB BAR, 1 1/2" DIA - BRADLEY #812
A15	50" GRAB BAR, 1 1/2" DIA - BRADLEY #812

NOTE:
PLUMBING AND ELECTRICAL FIXTURES ARE SHOWN FOR CLARITY. FINAL LOCATIONS WILL BE DETERMINED BY THE MECHANICAL / ELECTRICAL ENGINEER AND SHOWN ON THEIR RESPECTIVE DRAWINGS

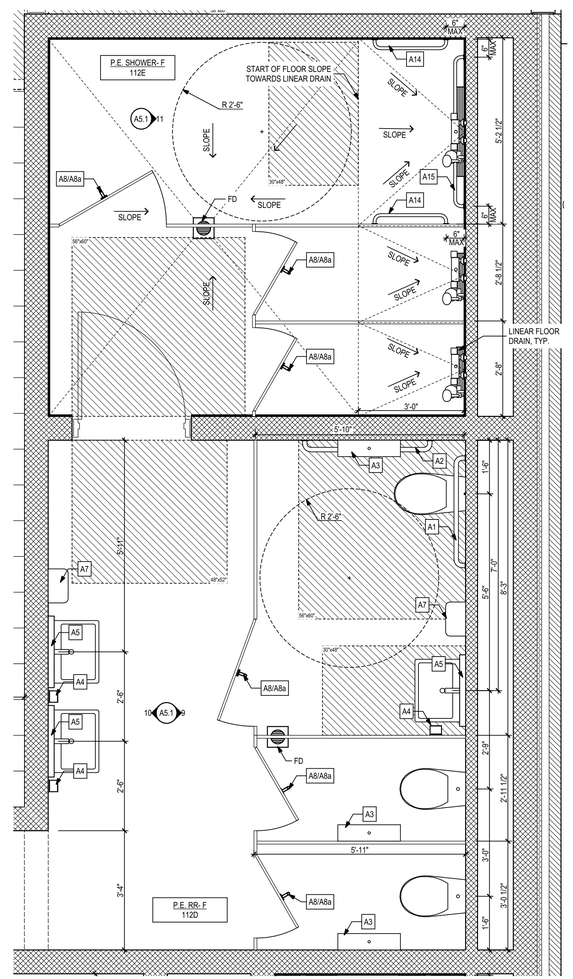

2 P.E. Toilet & Shower Roooms - F
1/2" = 1'-0"

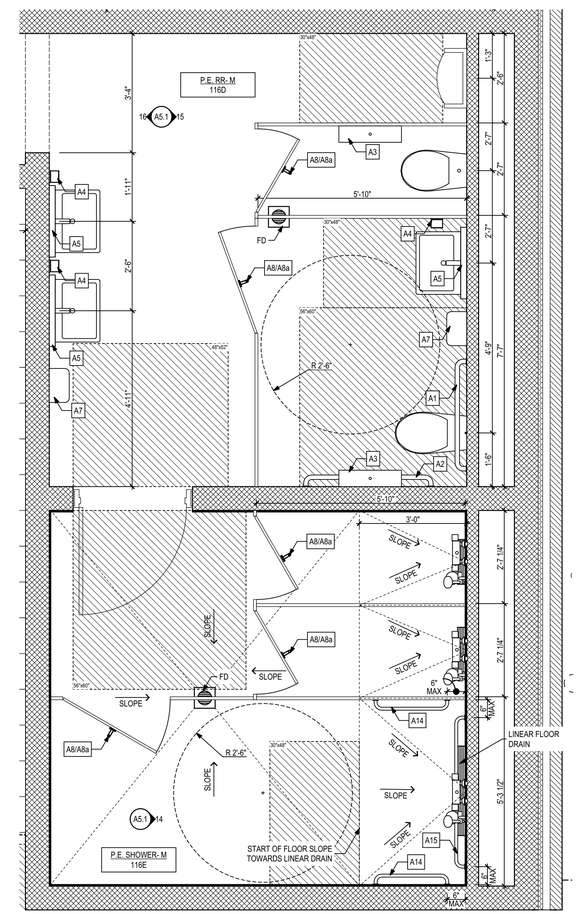

1 P.E. Toilet & Shower Rooms - M
1/2" = 1'-0"

PHASE:	DRAWN:	REVIEWED:	DATE:
CONCEPT SCHEM. DESIGN	BG / RS	C. WHITLOCK	10/18/2024
DESIGN DEVELOPMENT	BG/KS/RS/MS	C. WHITLOCK	12/20/2024
EARLY DEMOLITION PACKAGE			
80% CONSTRUCTION DOCS.	BG/RS/MS	R. LEWIS	03/21/2025
PERMIT DOCS.			
100% CONSTRUCTION DOCS.	BG/RS/MS	R. LEWIS	05/09/2025

ID:	REVISION:	DRAWN:	REVIEWED:	DATE:

THESE DRAWINGS AND DESIGNS ARE INSTRUMENTS OF SERVICE. THE DRAWINGS AND ASSOCIATED COPIES THEREOF, INCLUDING ELECTRONIC MEDIA AND CADD FILES, ARE THE PROPERTY OF ARCHITECTS LEWIS + WHITLOCK P.A. THEIR USE, REPRESENTATION OR REPRODUCTION FOR ANY PURPOSE EXCEPT BY WRITTEN AGREEMENT WITH THE ARCHITECT IS PROHIBITED. THIS COPYRIGHT NOTIFICATION SHALL BE TRUE AS IF DIRECTLY PLACED ON EACH DRAWING EXHIBIT OR RENDERING ON THIS DOCUMENT AND SHALL NOT BE REMOVED FROM THESE DOCUMENTS

Client: Leon County Schools
3420 W. Tharpe St. Suite 100
Tallahassee, FL 32303

Job Title: Griffin Middle School - Phase 2
800 Alabama St. Tallahassee, FL 32304

Consultant:

Project #: 23483
Phase: 100% CDs

Seal:

Architects Lewis + Whitlock
206 West Virginia St.
Tallahassee, Florida 32301
850.942.1718
www.think3d.net

Description:
Enlarged Plans

Sheet No.:
A4.1

BIMcloud: architectslw - BIMcloud Software as a Service/23483 - BIM Griffin Middle School Phase 2

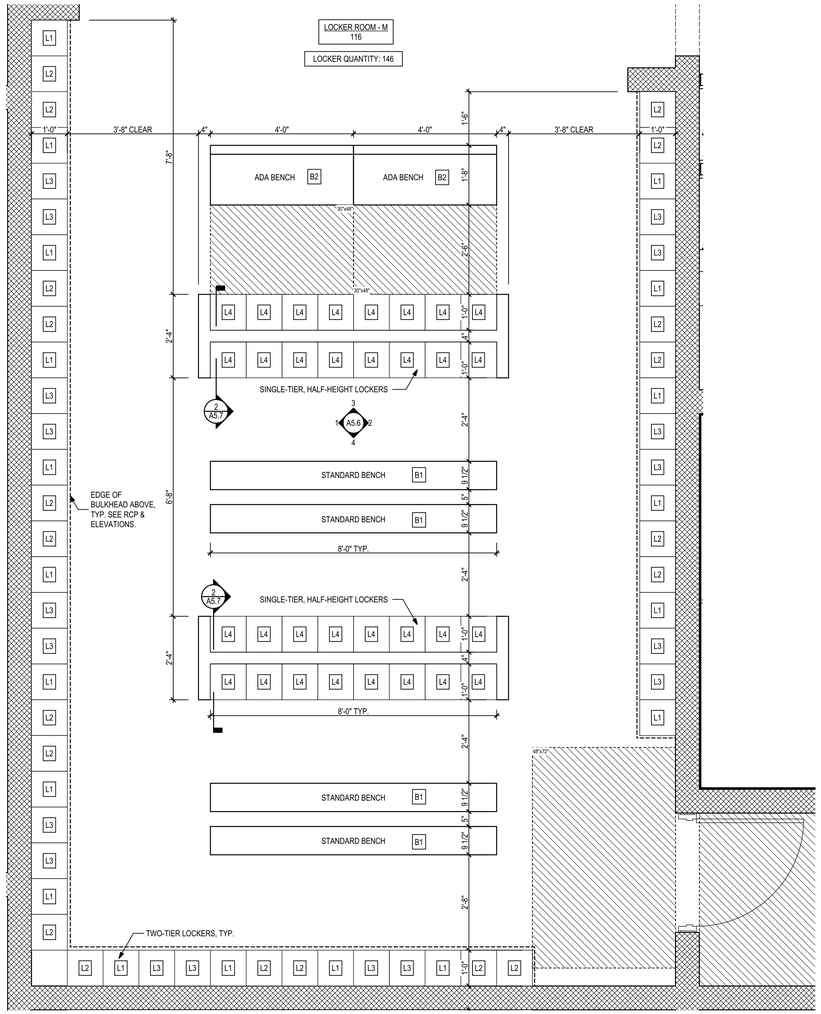

5 Locker Room - M
1/2" = 1'-0"

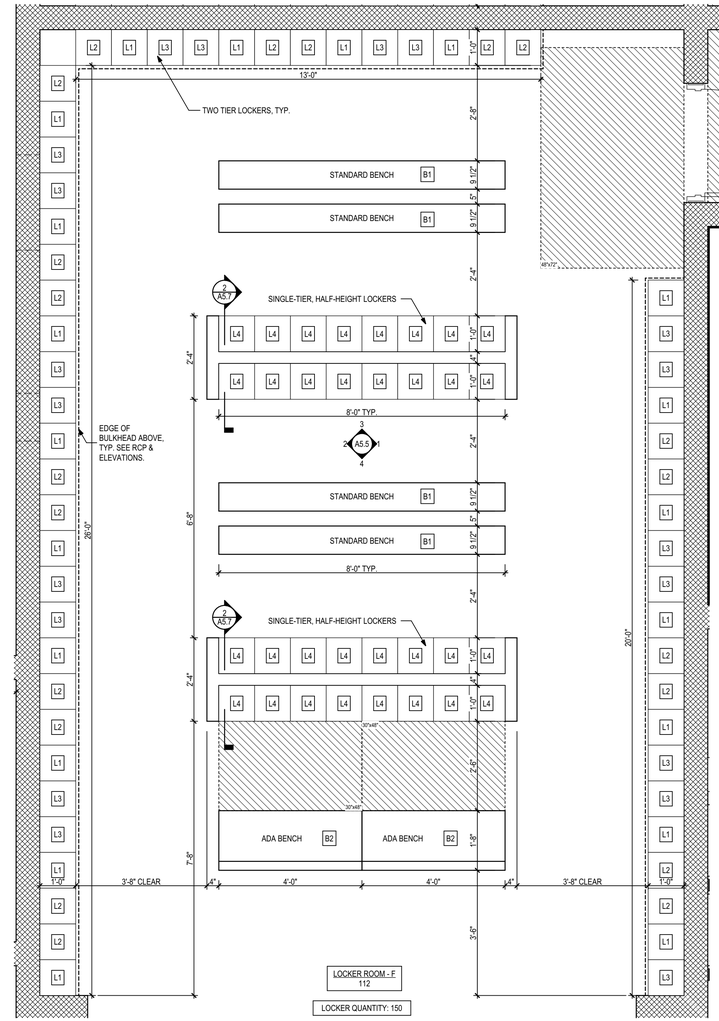

4 Locker Room - F
1/2" = 1'-0"

NOTE:
PLUMBING AND ELECTRICAL FIXTURES ARE SHOWN FOR CLARITY. FINAL LOCATIONS WILL BE DETERMINED BY THE MECHANICAL / ELECTRICAL ENGINEER AND SHOWN ON THEIR RESPECTIVE DRAWINGS

Accessory Schedule

A1	42" GRAB BAR, 1 1/2" DIA - BRADLEY #812
A2	36" GRAB BAR, 1 1/2" DIA - BRADLEY #812
A3	TOILET TISSUE DISPENSER - PROVIDED BY OWNER
A4	SOAP DISPENSER - PROVIDED BY OWNER
A5	36"h x 20"w MIRROR, FRAMELESS - SEE SPECIFICATIONS
A6	INSULATED UNDER SINK PROTECTIONS - MAINLINE ML102EZ LAV GUARD 2, ONE P-TRAP COVER, TWO ANGLE VALVES AND SUPPLY COVERS
A7	AUTOMATIC HAND DRYER - EXCEL XLERATOR XL-BW, SEE ELECTRICAL
A8	CLOTHES HOOK - BRADLEY 9114
A8a	CLOTHES HOOK - BRADLEY 9114 (ADA HEIGHT MOUNTED)
A9	MOP HOLDER - BOBRICK B239 X 34
A10	NOT USED
A11	SANITARY NAPKIN DISPOSAL - AMERICAN SPECIALTIES 0852
A12	16" x 31" 2-WALL GRAB BAR, 1 1/2" DIA - BOBRICK B-6861
A13	FOLDING SHOWER SEAT, BOBRICK B-5181
A14	24" GRAB BAR, 1 1/2" DIA - BRADLEY #812
A15	50" GRAB BAR, 1 1/2" DIA - BRADLEY #812

Locker Schedule

L1	PENCO INVINCIBLE II METAL GYM LOCKER, 2 TIER, COLOR: 021 GRAY ASH
L2	PENCO INVINCIBLE II METAL GYM LOCKER, 2 TIER, COLOR: 822 REGAL BLUE
L3	PENCO INVINCIBLE II METAL GYM LOCKER, 2 TIER, COLOR: 806 MARINE BLUE
L4	PENCO INVINCIBLE II METAL GYM LOCKER, HALF HEIGHT, 1 TIER, 36 1/2" H , COLOR: 806 MARINE BLUE
B1	PENCO FIXED BENCH
B2	PENCO ADA FIXED BENCH

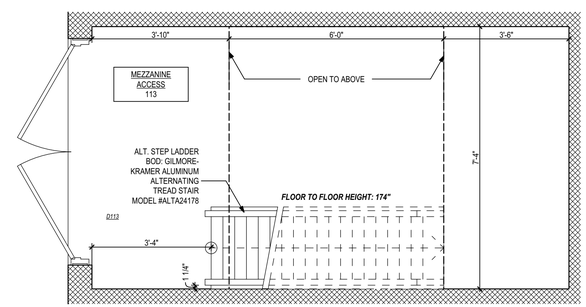

3 Mezzanine Access
1/2" = 1'-0"

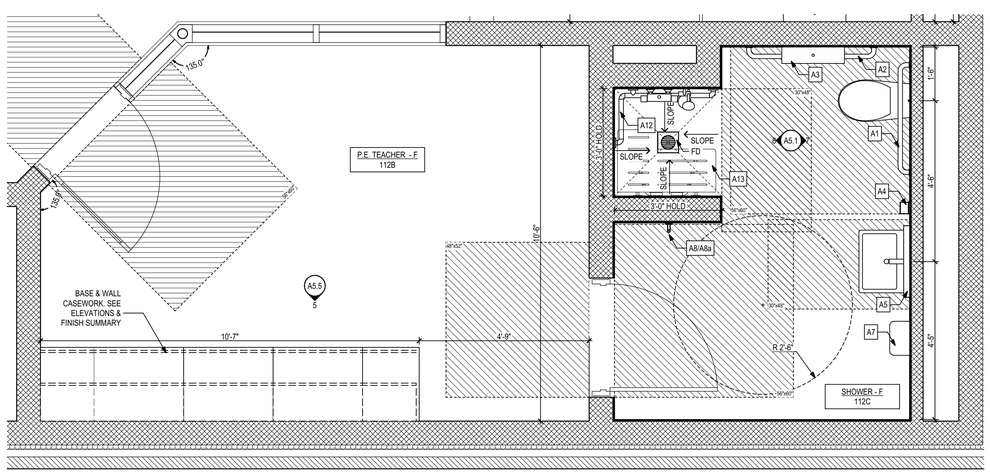

2 P.E. Teacher Office Suite - F
1/2" = 1'-0"

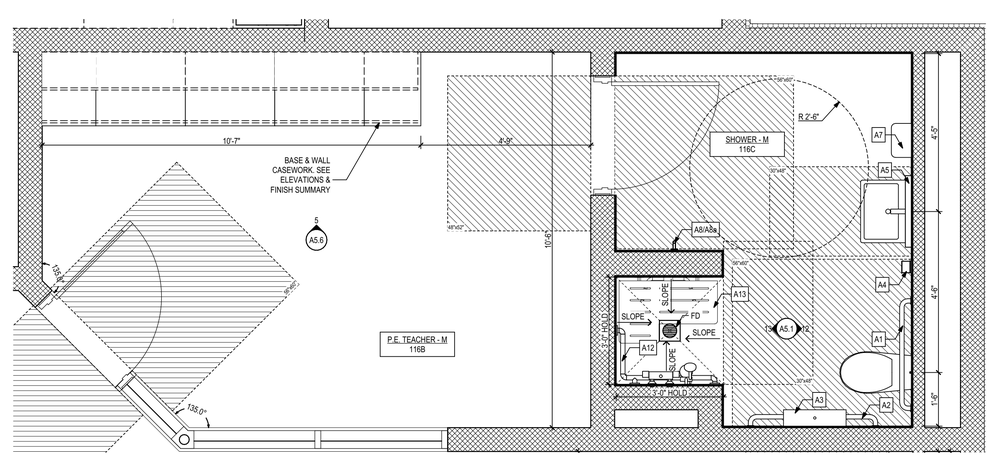

1 P.E. Teacher Office Suite - M
1/2" = 1'-0"

PHASE:	DRAWN:	REVIEWED:	DATE:	ID:	REVISION:	DRAWN:	REVIEWED:	DATE:
CONCEPT SCHEM. DESIGN	BG / RS	C. WHITLOCK	10/18/2024					
DESIGN DEVELOPMENT	BG/KS/RS/MS	C. WHITLOCK	12/20/2024					
EARLY DEMOLITION PACKAGE	BG/RS/MS	R. LEWIS	03/21/2025					
80% CONSTRUCTION DOCS.	BG/RS/MS	R. LEWIS	05/09/2025					
PERMIT DOCS.								
100% CONSTRUCTION DOCS.	BG/RS/MS	R. LEWIS	05/09/2025					

THESE DRAWINGS AND DESIGNS ARE INSTRUMENTS OF SERVICE. THE DRAWINGS AND ASSOCIATED COPIES THEREOF, INCLUDING ELECTRONIC MEDIA AND CADD FILES, ARE THE PROPERTY OF ARCHITECTS LEWIS + WHITLOCK P.A. THEIR USE, REPRESENTATION OR REPRODUCTION FOR ANY PURPOSE EXCEPT BY WRITTEN AGREEMENT WITH THE ARCHITECT IS PROHIBITED. THIS COPYRIGHT NOTIFICATION SHALL BE TRUE AS IF DIRECTLY PLACED ON EACH DRAWING EXHIBIT OR RENDERING ON THIS DOCUMENT AND SHALL NOT BE REMOVED FROM THESE DOCUMENTS

Client: Leon County Schools
3420 W. Tharpe St. Suite 100
Tallahassee, FL 32303

Job Title: Griffin Middle School - Phase 2
800 Alabama St. Tallahassee, FL 32304

Consultant:

Project #: 23483
Phase: 100% CDs

Seal:

Architects Lewis + Whitlock
206 West Virginia St.
Tallahassee, Florida 32301
850.942.1718
www.think3d.net

Description:
Enlarged Plans

Sheet No.:
A4.2

BIMcloud: architectslw - BIMcloud Software as a Service/23483 - BIM Griffin Middle School Phase 2

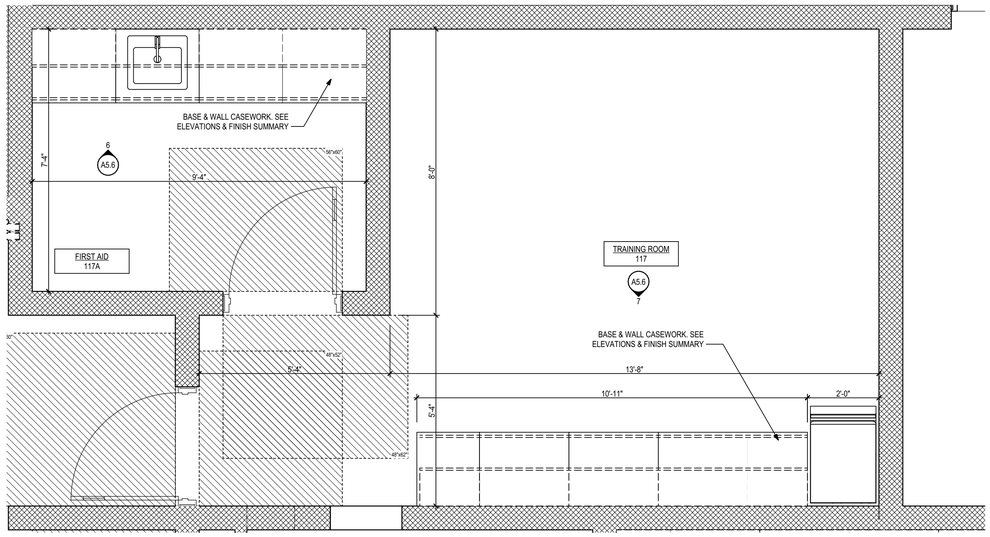

3 Training & First Aid Rooms
1/2" = 1'-0"

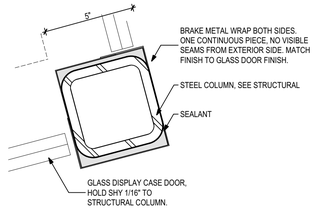

4 Column @ Trophy Case Plan Detail
3" = 1'-0"

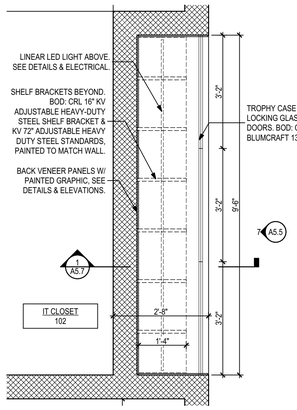

2 Enlarged Plan Band Trophy Case
1/2" = 1'-0"

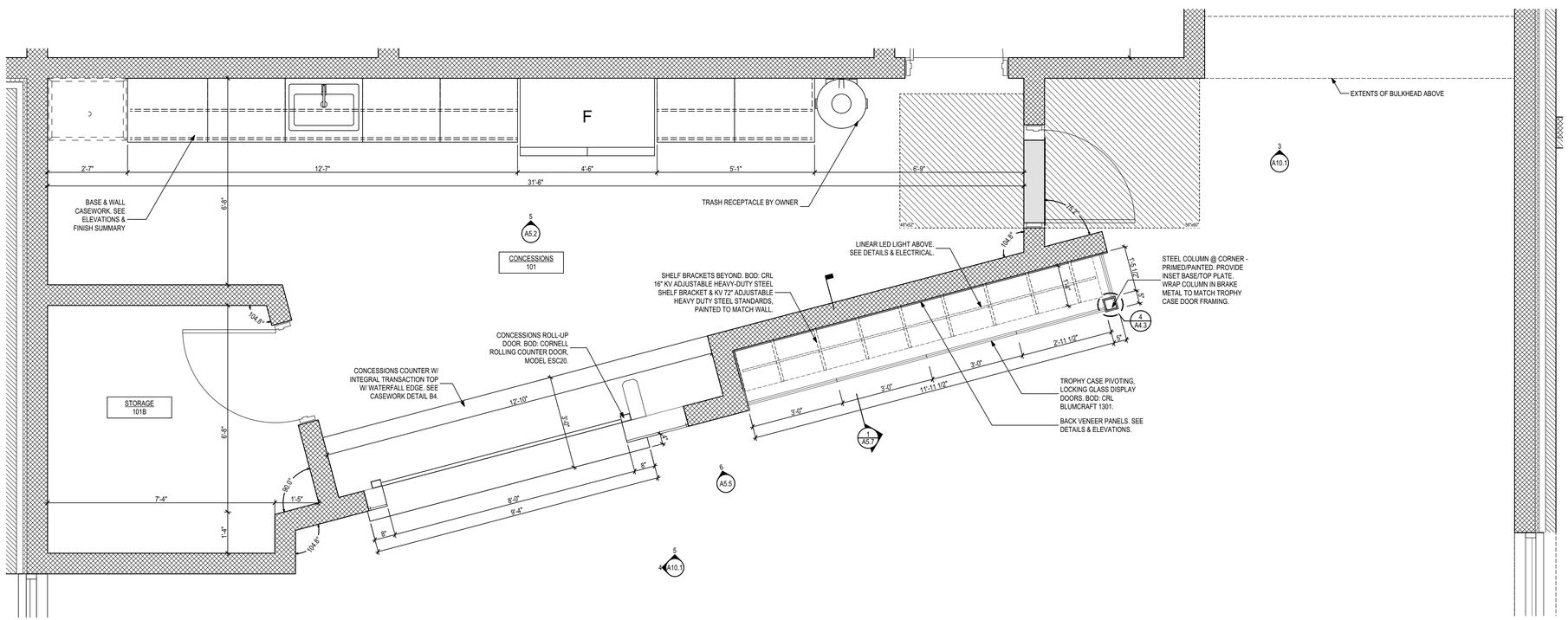

1 Concessions
1/2" = 1'-0"

PHASE:	DRAWN:	REVIEWED:	DATE:
CONCEPT SCHEM. DESIGN	BG / RS	C. WHITLOCK	10/18/2024
DESIGN DEVELOPMENT	BG/KS/RS/MS	C. WHITLOCK	12/20/2024
EARLY DEMOLITION PACKAGE	BG/RS/MS	R. LEWIS	03/21/2025
80% CONSTRUCTION DOCS.	BG/RS/MS	R. LEWIS	05/09/2025
PERMIT DOCS.			
100% CONSTRUCTION DOCS.	BG/RS/MS	R. LEWIS	05/09/2025

ID:	REVISION:	DRAWN:	REVIEWED:	DATE:

THESE DRAWINGS AND DESIGNS ARE INSTRUMENTS OF SERVICE. THE DRAWINGS AND ASSOCIATED COPIES THEREOF, INCLUDING ELECTRONIC MEDIA AND CADD FILES, ARE THE PROPERTY OF ARCHITECTS LEWIS + WHITLOCK, P.A.; THEIR USE, REPRESENTATION OR REPRODUCTION FOR ANY PURPOSE EXCEPT BY WRITTEN AGREEMENT WITH THE ARCHITECT IS PROHIBITED. THIS COPYRIGHT NOTIFICATION SHALL BE TRUE AS IF DIRECTLY PLACED ON EACH DRAWING EXHIBIT OR RENDERING ON THIS DOCUMENT AND SHALL NOT BE REMOVED FROM THESE DOCUMENTS

Client:
Leon County Schools
3420 W. Tharpe St. Suite 100
Tallahassee, FL 32303

Job Title:
Griffin Middle School - Phase 2
800 Alabama St. Tallahassee, FL 32304

Consultant:

Project #: 23483
Phase: 100% CDs

Seal:

ALW
Architects Lewis + Whitlock
206 West Virginia St.
Tallahassee, Florida 32301
850.942.1718
www.think3d.net

Description:
Enlarged Plans

Sheet No.:
A4.3

BIMcloud: architectslw - BIMcloud Software as a Service/23483 - BIM Griffin Middle School Phase 2

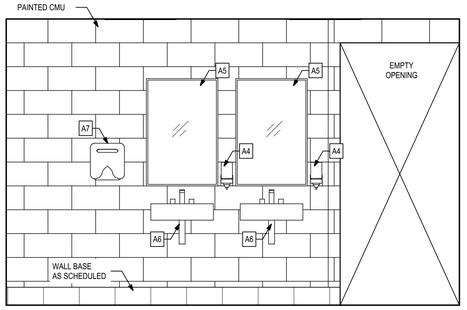

16 P.E. Restroom - Male Interior Elevation
1/2" = 1'-0"

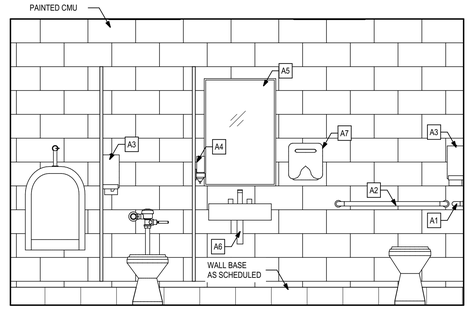

15 P.E. Restroom - Male Interior Elevation
1/2" = 1'-0"

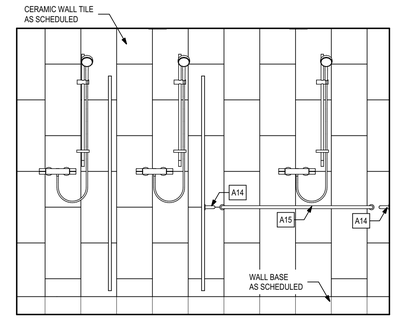

14 P.E. Shower - Male Interior Elevation
1/2" = 1'-0"

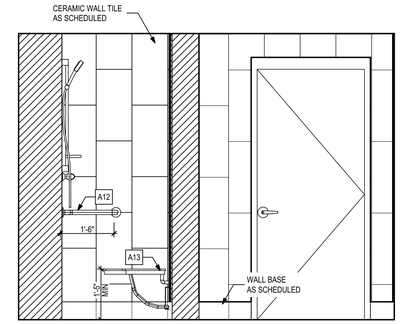

13 Shower - Male Interior Elevation
1/2" = 1'-0"

Accessory Schedule

A1	42" GRAB BAR, 1 1/2" DIA - BRADLEY #812
A2	36" GRAB BAR, 1 1/2" DIA - BRADLEY #812
A3	TOILET TISSUE DISPENSER - PROVIDED BY OWNER
A4	SOAP DISPENSER - PROVIDED BY OWNER
A5	36"h x 20"w MIRROR, FRAMELESS - SEE SPECIFICATIONS
A6	INSULATED UNDER SINK PROTECTIONS - MAINLINE ML102EZ LAV GUARD 2, ONE P-TRAP COVER, TWO ANGLE VALVES AND SUPPLY COVERS
A7	AUTOMATIC HAND DRYER - EXCEL XLERATOR XL-BW, SEE ELECTRICAL
A8	CLOTHES HOOK - BRADLEY 9114
A8a	CLOTHES HOOK - BRADLEY 9114 (ADA HEIGHT MOUNTED)
A9	MOP HOLDER - BOBRICK B239 X 34
A10	NOT USED
A11	SANITARY NAPKIN DISPOSAL - AMERICAN SPECIALTIES 0852
A12	16" x 31" 2-WALL GRAB BAR, 1 1/2" DIA - BOBRICK B-6861
A13	FOLDING SHOWER SEAT, BOBRICK B-5181
A14	24" GRAB BAR, 1 1/2" DIA - BRADLEY #812
A15	7" GRAB BAR, 1 1/2" DIA - BRADLEY #812

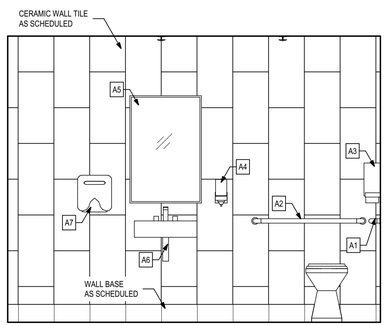

12 Shower - Male Interior Elevation
1/2" = 1'-0"

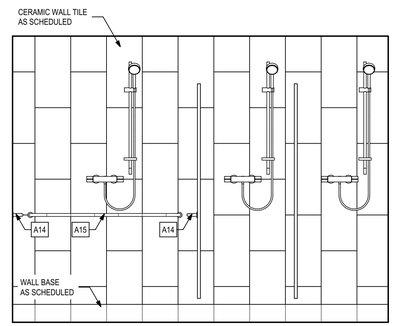

11 P.E. Shower - Female Interior Elevation
1/2" = 1'-0"

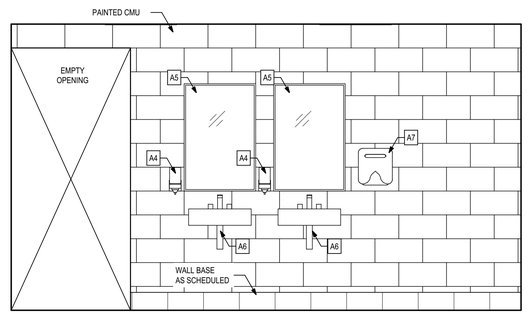

10 P.E. Restroom - Female Interior Elevation
1/2" = 1'-0"

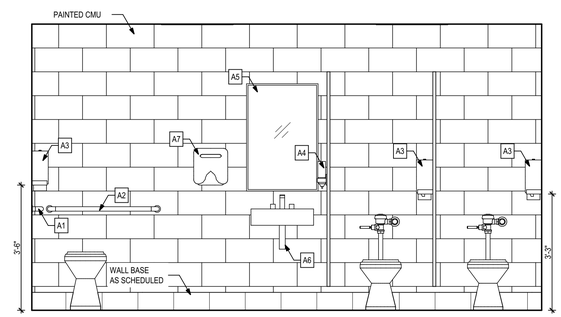

9 P.E. Restroom - Female Interior Elevation
1/2" = 1'-0"

NOTE:
PLUMBING AND ELECTRICAL FIXTURES ARE SHOWN FOR CLARITY. FINAL LOCATIONS WILL BE DETERMINED BY THE MECHANICAL / ELECTRICAL ENGINEER AND SHOWN ON THEIR RESPECTIVE DRAWINGS

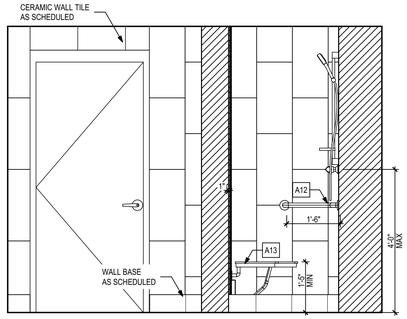

8 Shower - Female Interior Elevation
1/2" = 1'-0"

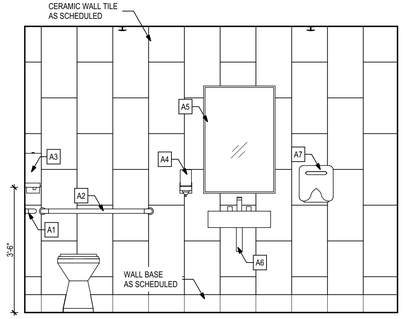

7 Shower - Female Interior Elevation
1/2" = 1'-0"

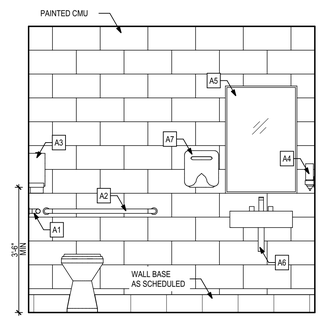

6 Family Restroom Interior Elevation
1/2" = 1'-0"

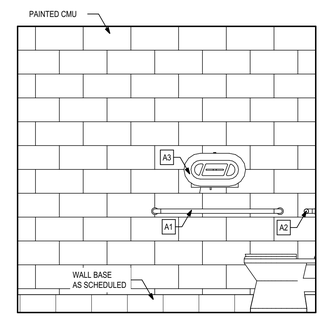

5 Family Restroom Interior Elevation
1/2" = 1'-0"

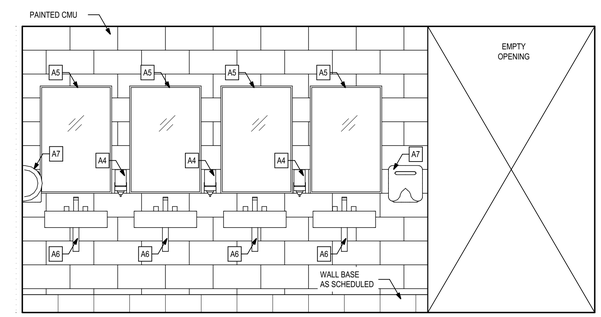

4 Female Public Restroom Interior Elevation
1/2" = 1'-0"

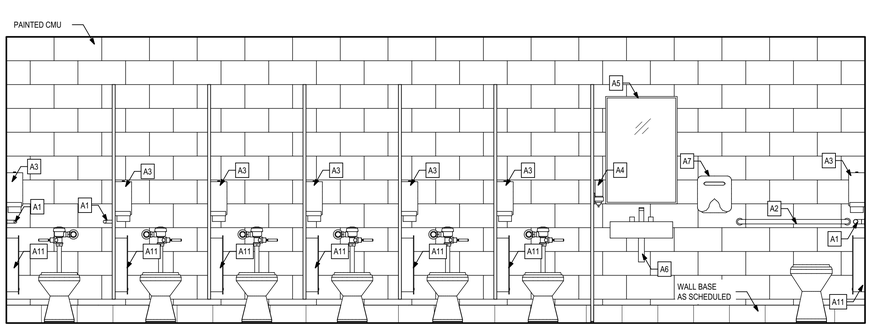

3 Female Public Restroom Interior Elevation
1/2" = 1'-0"

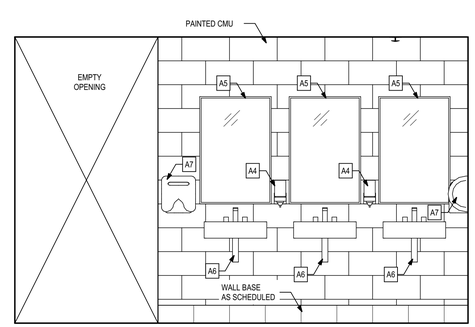

2 Male Public Restroom Interior Elevation
1/2" = 1'-0"

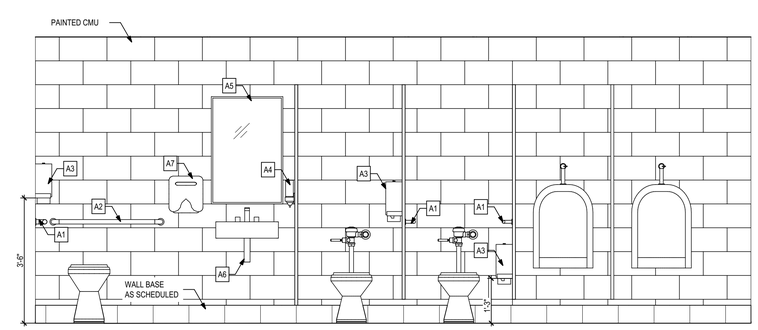

1 Male Public Restroom Interior Elevation
1/2" = 1'-0"

PHASE:	DRAWN:	REVIEWED:	DATE:	ID:	REVISION:	DRAWN:	REVIEWED:	DATE:
CONCEPT SCHEM. DESIGN	BG / RS	C. WHITLOCK	10/18/2024					
DESIGN DEVELOPMENT	BG/KS/RS/MS	C. WHITLOCK	12/20/2024					
EARLY DEMOLITION PACKAGE	BG/RS/MS	R. LEWIS	03/21/2025					
80% CONSTRUCTION DOCS.	BG/RS/MS	R. LEWIS	05/09/2025					
PERMIT DOCS.								
100% CONSTRUCTION DOCS.	BG/RS/MS	R. LEWIS						

THESE DRAWINGS AND DESIGNS ARE INSTRUMENTS OF SERVICE. THE DRAWINGS AND ASSOCIATED COPIES THEREOF, INCLUDING ELECTRONIC MEDIA AND CADD FILES, ARE THE PROPERTY OF ARCHITECTS LEWIS + WHITLOCK P.A.; THEIR USE, REPRESENTATION OR REPRODUCTION FOR ANY PURPOSE EXCEPT BY WRITTEN AGREEMENT WITH THE ARCHITECT IS PROHIBITED. THIS COPYRIGHT NOTIFICATION SHALL BE TRUE AS IF DIRECTLY PLACED ON EACH DRAWING EXHIBIT OR RENDERING ON THIS DOCUMENT AND SHALL NOT BE REMOVED FROM THESE DOCUMENTS

Client:
Leon County Schools
3420 W. Tharpe St. Suite 100
Tallahassee, FL 32303

Job Title:
Griffin Middle School - Phase 2
800 Alabama St. Tallahassee, FL 32304

Consultant:

Project #: **23483**
Phase: **100% CDs**

Seal:

ALW
Architects Lewis + Whitlock
206 West Virginia St.
Tallahassee, Florida 32301
850.942.1718
www.think3d.net

Description:
Interior Elevations

Sheet No.:
A5.1

BIMcloud: architectslw - BIMcloud Software as a Service/23483 - BIM Griffin Middle School Phase 2

Acoustic Wall Panel Schedule

AWP1	GUILFORD OF MAINE, METALLATION, COLOR: STAINLESS
AWP2	GUILFORD OF MAINE, METALLATION, COLOR: POLISHED PEWTER
AWP3	GUILFORD OF MAINE, METALLATION, COLOR: FIRED TITANIUM

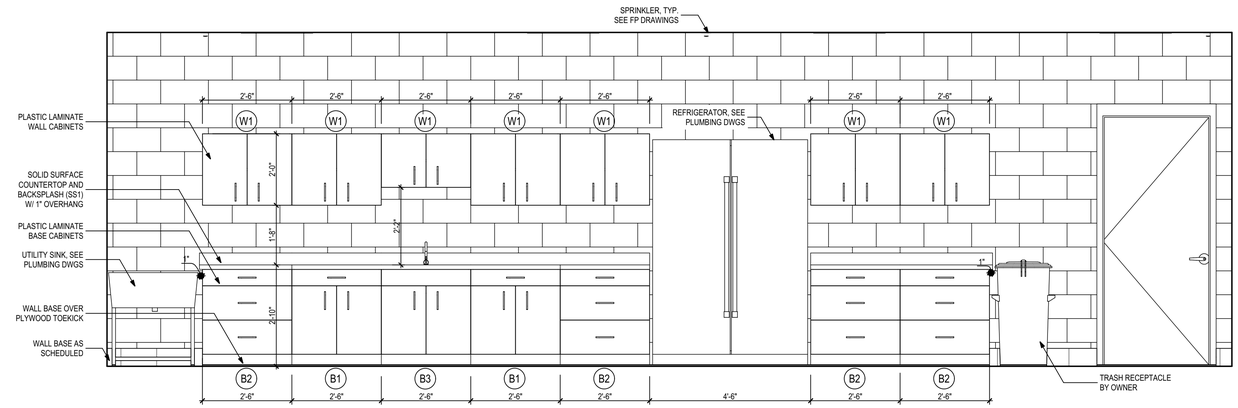

5 Concessions Interior Elevation
1/2" = 1'-0"

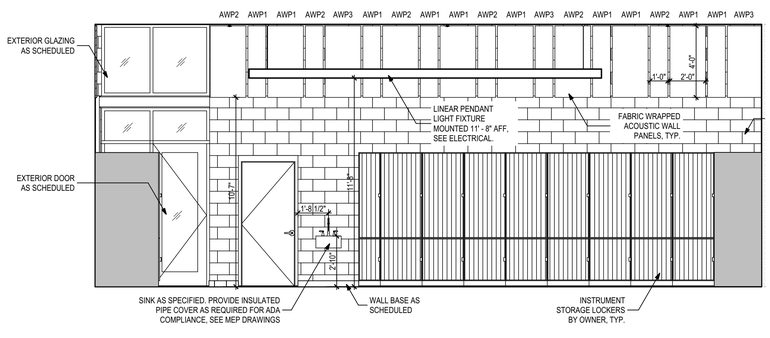

4 Band Classroom Interior Elevation
1/4" = 1'-0"

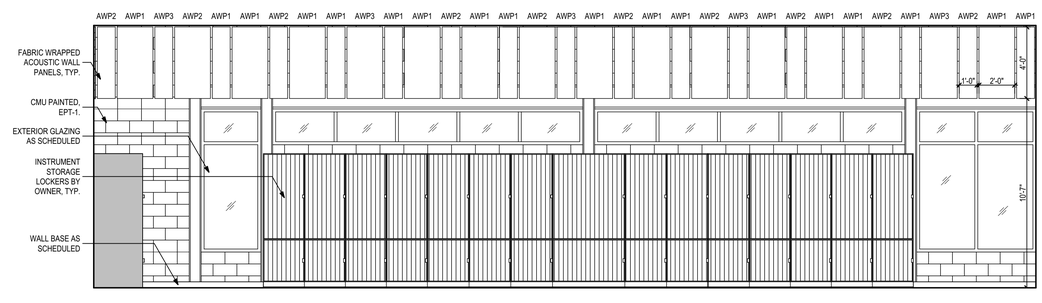

3 Band Classroom Interior Elevation
1/4" = 1'-0"

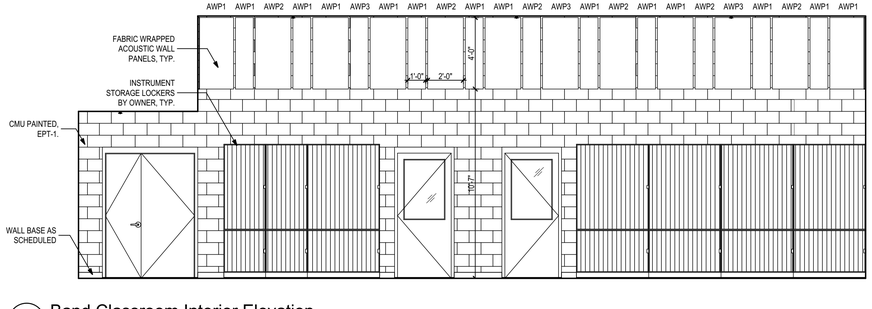

2 Band Classroom Interior Elevation
1/4" = 1'-0"

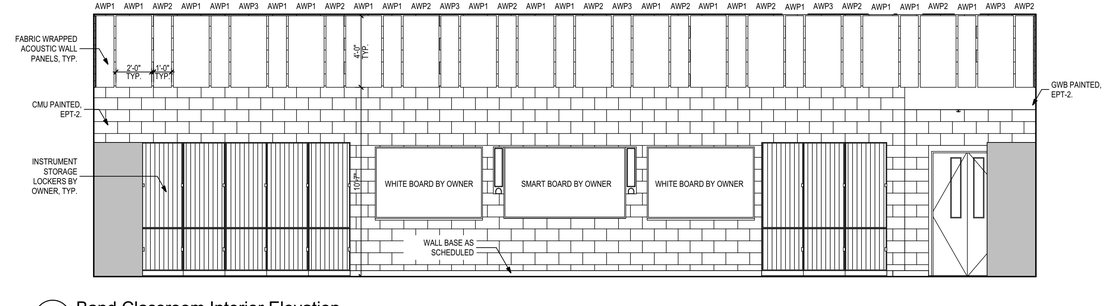

1 Band Classroom Interior Elevation
1/4" = 1'-0"

PHASE:	DRAWN:	REVIEWED:	DATE:
CONCEPT SCHEM. DESIGN	BG / RS	C. WHITLOCK	10/18/2024
DESIGN DEVELOPMENT	BG/KS/RS/MS	C. WHITLOCK	12/20/2024
EARLY DEMOLITION PACKAGE	BG/RS/MS	R. LEWIS	03/21/2025
80% CONSTRUCTION DOCS.	BG/RS/MS	R. LEWIS	05/09/2025
PERMIT DOCS.			
100% CONSTRUCTION DOCS.	BG/RS/MS	R. LEWIS	05/09/2025

ID:	REVISION:	DRAWN:	REVIEWED:	DATE:

THESE DRAWINGS AND REDRAWINGS ARE INSTRUMENTS OF SERVICE. THE DRAWINGS AND ASSOCIATED COPIES THEREOF, INCLUDING ELECTRONIC MEDIA AND CADD FILES, ARE THE PROPERTY OF ARCHITECTS LEWIS + WHITLOCK, P.A.; THEIR USE, REPRESENTATION OR REPRODUCTION FOR ANY PURPOSE EXCEPT BY WRITTEN AGREEMENT WITH THE ARCHITECT IS PROHIBITED. THIS COPYRIGHT NOTIFICATION SHALL BE TRUE AS IF DIRECTLY PLACED ON EACH DRAWING EXHIBIT OR RENDERING ON THIS DOCUMENT AND SHALL NOT BE REMOVED FROM THESE DOCUMENTS

Client:
Leon County Schools
3420 W. Tharpe St. Suite 100
Tallahassee, FL 32303

Job Title:
Griffin Middle School - Phase 2
800 Alabama St. Tallahassee, FL 32304

Consultant:

Project #: 23483
Phase: 100% CDs

Seal:

ALW
Architects Lewis + Whitlock
206 West Virginia St.
Tallahassee, Florida 32301
850.942.1718
www.think3d.net

Description:
Interior Elevations

Sheet No.:
A5.2

BIMcloud: architectslw - BIMcloud Software as a Service/23483 - BIM Griffin Middle School Phase 2

Wall Pad Schedule

WP1	PORTER VINYL, COLOR: NAVY BLUE
WP2	PORTER VINYL, COLOR: ROYAL BLUE
WP3	PORTER VINYL, COLOR: LIGHT BLUE

Acoustic Wall Panel Schedule

AWP1	GUILFORD OF MAINE, METALLATION, COLOR: STAINLESS
AWP2	GUILFORD OF MAINE, METALLATION, COLOR: POLISHED PEWTER
AWP3	GUILFORD OF MAINE, METALLATION, COLOR: FIRED TITANIUM

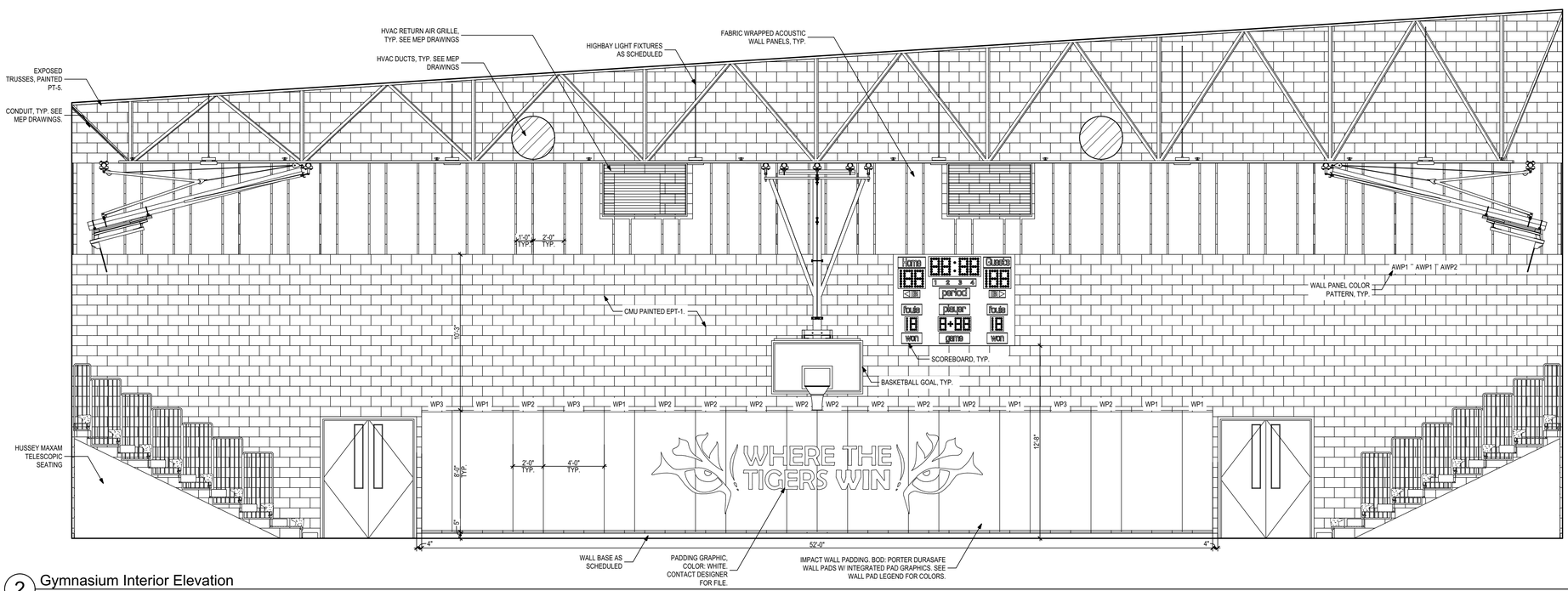

2 Gymnasium Interior Elevation
1/4" = 1'-0"

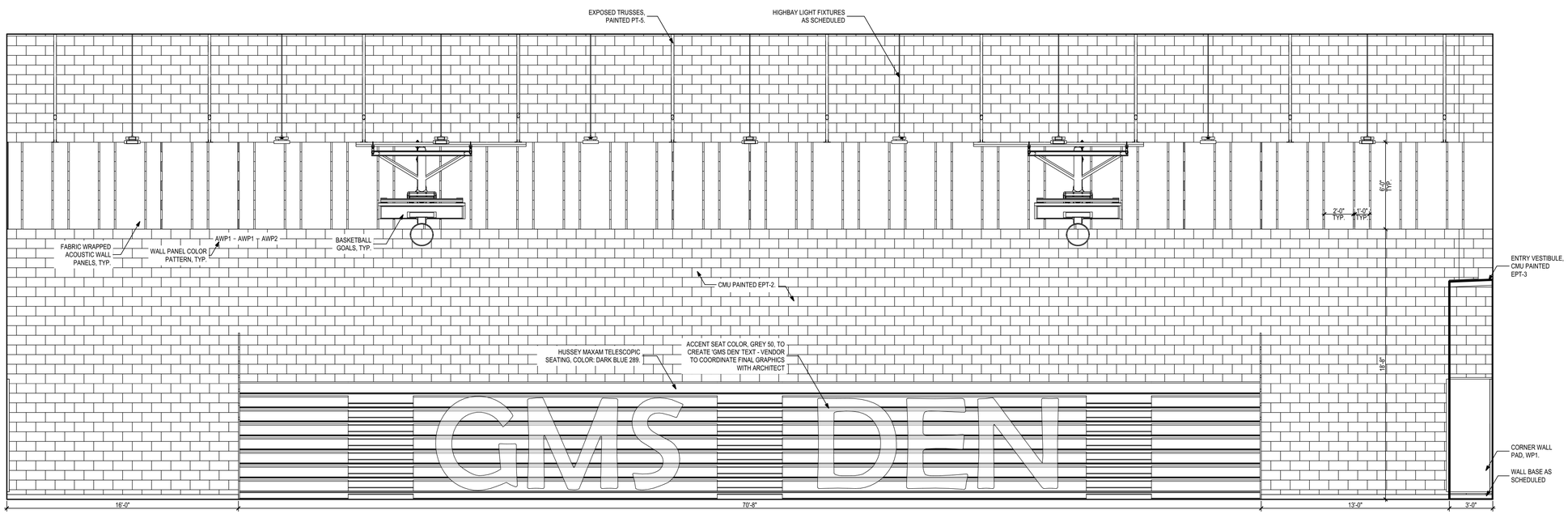

1 Gymnasium Interior Elevation
1/4" = 1'-0"

PHASE:	DRAWN:	REVIEWED:	DATE:	ID:	REVISION:	DRAWN:	REVIEWED:	DATE:
CONCEPT SCHEM. DESIGN	BG / RS	C. WHITLOCK	10/18/2024					
DESIGN DEVELOPMENT	BG/KS/RS/MS	C. WHITLOCK	12/20/2024					
EARLY DEMOLITION PACKAGE	BG/RS/MS	R. LEWIS	03/21/2025					
80% CONSTRUCTION DOCS.	BG/RS/MS	R. LEWIS	05/09/2025					
PERMIT DOCS.								
100% CONSTRUCTION DOCS.	BG/RS/MS	R. LEWIS	05/09/2025					

THESE DRAWINGS AND DESIGNS ARE INSTRUMENTS OF SERVICE. THE DRAWINGS AND ASSOCIATED COPIES THEREOF, INCLUDING ELECTRONIC MEDIA AND CADD FILES, ARE THE PROPERTY OF ARCHITECTS LEWIS + WHITLOCK P.A. THEIR USE, REPRESENTATION OR REPRODUCTION FOR ANY PURPOSE EXCEPT BY WRITTEN AGREEMENT WITH THE ARCHITECT IS PROHIBITED. THIS COPYRIGHT NOTIFICATION SHALL BE TRUE AS IF DIRECTLY PLACED ON EACH DRAWING EXHIBIT OR RENDERING ON THIS DOCUMENT AND SHALL NOT BE REMOVED FROM THESE DOCUMENTS

Client: Leon County Schools
3420 W. Tharpe St. Suite 100
Tallahassee, FL 32303

Job Title: Griffin Middle School - Phase 2
800 Alabama St. Tallahassee, FL 32304

Consultant:

Project #: 23483
Phase: 100% CDs

Seal:

ALW
Architects Lewis + Whitlock
206 West Virginia St.
Tallahassee, Florida 32301
850.942.1718
www.think3d.net

Description:
Interior Elevations

Sheet No.:
A5.3

BIMcloud: architectslw - BIMcloud Software as a Service/23483 - BIM Griffin Middle School Phase 2

Wall Pad Schedule

WP1	PORTER VINYL, COLOR: NAVY BLUE
WP2	PORTER VINYL, COLOR: ROYAL BLUE
WP3	PORTER VINYL, COLOR: LIGHT BLUE

Acoustic Wall Panel Schedule

AWP1	GUILFORD OF MAINE, METALLATION, COLOR: STAINLESS
AWP2	GUILFORD OF MAINE, METALLATION, COLOR: POLISHED PEWTER
AWP3	GUILFORD OF MAINE, METALLATION, COLOR: FIRED TITANIUM

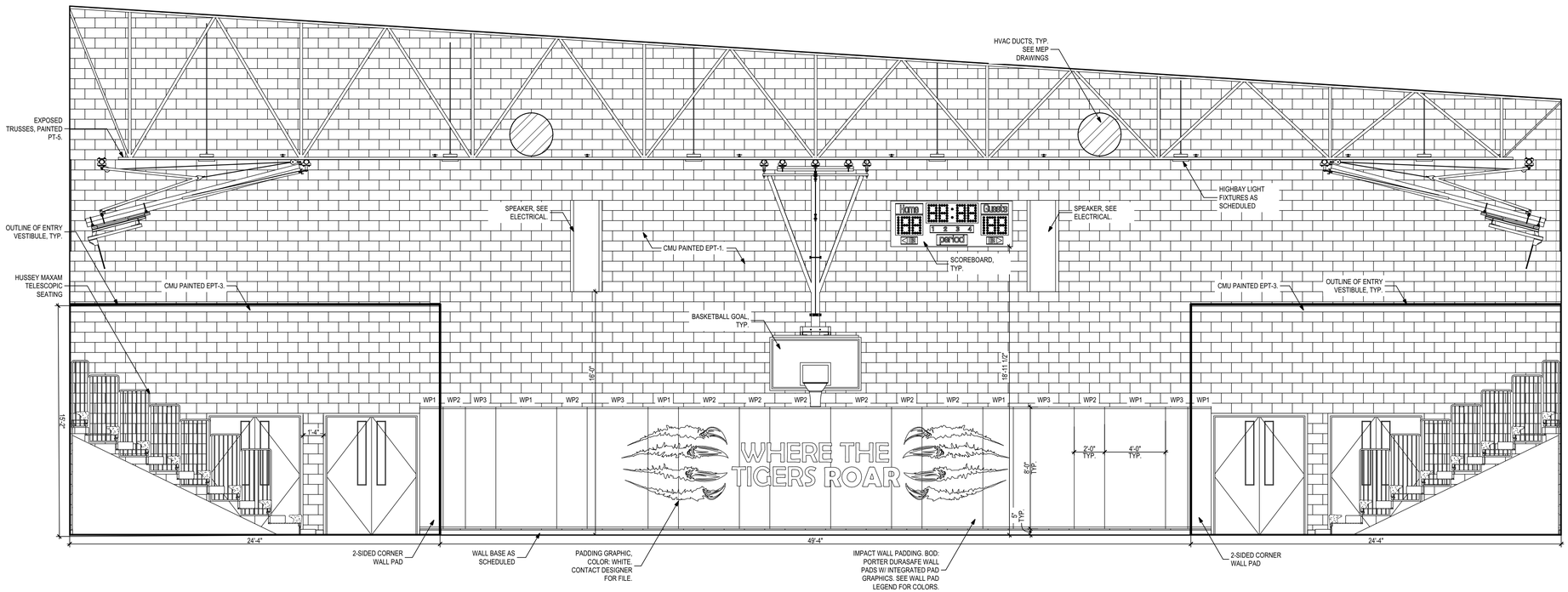

2 Gymnasium Interior Elevation
1/4" = 1'-0"

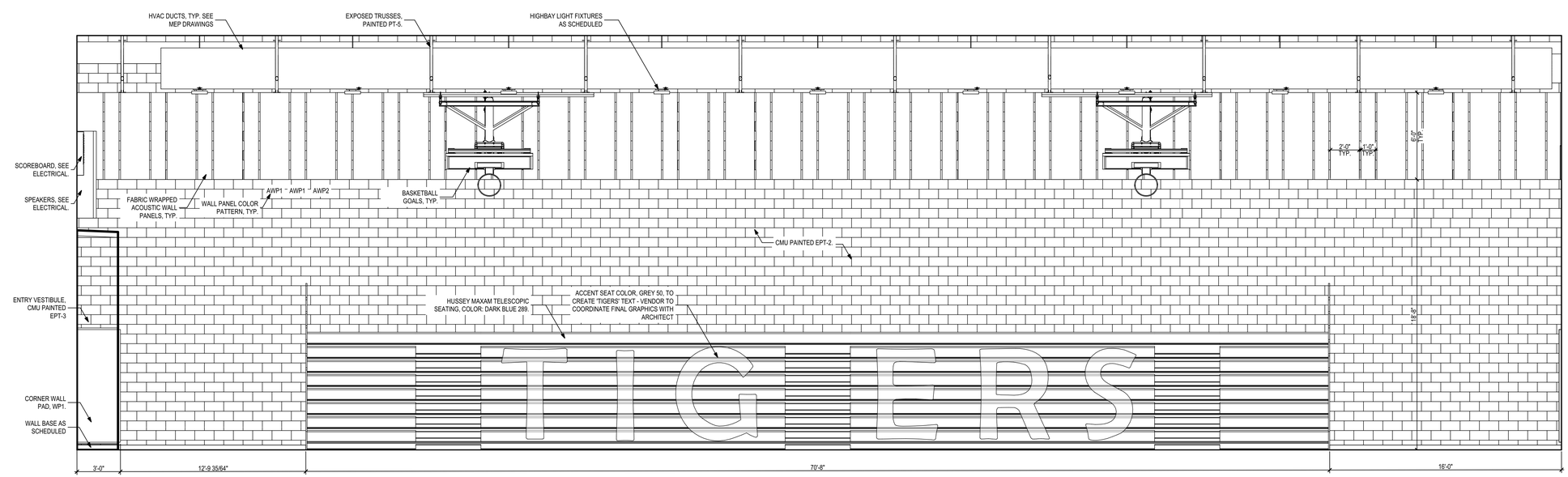

1 Gymnasium Interior Elevation
1/4" = 1'-0"

PHASE:	DRAWN:	REVIEWED:	DATE:	ID:	REVISION:	DRAWN:	REVIEWED:	DATE:
CONCEPT SCHEM. DESIGN	BG / RS	C. WHITLOCK	10/18/2024					
DESIGN DEVELOPMENT	BG/KS/RS/MS	C. WHITLOCK	12/20/2024					
EARLY DEMOLITION PACKAGE								
80% CONSTRUCTION DOCS.	BG/RS/MS	R. LEWIS	03/21/2025					
PERMIT DOCS.								
100% CONSTRUCTION DOCS.	BG/RS/MS	R. LEWIS	05/09/2025					

THESE DRAWINGS AND REDERINGS ARE INSTRUMENTS OF SERVICE. THE DRAWINGS AND ASSOCIATED COPIES THEREOF, INCLUDING ELECTRONIC MEDIA AND CADD FILES, ARE THE PROPERTY OF ARCHITECTS LEWIS + WHITLOCK P.A.; THEIR USE, REPRESENTATION OR REPRODUCTION FOR ANY PURPOSE EXCEPT BY WRITTEN AGREEMENT WITH THE ARCHITECT IS PROHIBITED. THIS COPYRIGHT NOTIFICATION SHALL BE TRUE AS IF DIRECTLY PLACED ON EACH DRAWING EXHIBIT OR RENDERING ON THIS DOCUMENT AND SHALL NOT BE REMOVED FROM THESE DOCUMENTS

Client:
Leon County Schools
3420 W. Tharpe St. Suite 100
Tallahassee, FL 32303

Job Title:
Griffin Middle School - Phase 2
800 Alabama St. Tallahassee, FL 32304

Consultant:

Project #: 23483
Phase: 100% CDs

Seal:

ALW
Architects Lewis + Whitlock
206 West Virginia St.
Tallahassee, Florida 32301
850.942.1718
www.think3d.net

Description:
Interior Elevations

Sheet No.:
A5.4

BIMcloud: architectslw - BIMcloud Software as a Service/23483 - BIM Griffin Middle School Phase 2

Locker Schedule

L1	PENCO INVINCIBLE II METAL GYM LOCKER, 2 TIER, COLOR: 021 GRAY ASH
L2	PENCO INVINCIBLE II METAL GYM LOCKER, 2 TIER, COLOR: 822 REGAL BLUE
L3	PENCO INVINCIBLE II METAL GYM LOCKER, 2 TIER, COLOR: 806 MARINE BLUE
L4	PENCO INVINCIBLE II METAL GYM LOCKER, HALF HEIGHT, 1 TIER, 36 1/2" H , COLOR: 806 MARINE BLUE
B1	PENCO FIXED BENCH
B2	PENCO ADA FIXED BENCH

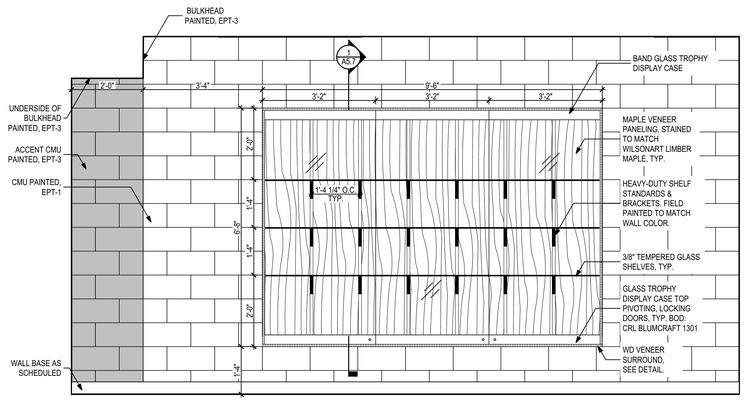

7 Band Trophy Case Interior Elevation
1/2" = 1'-0"

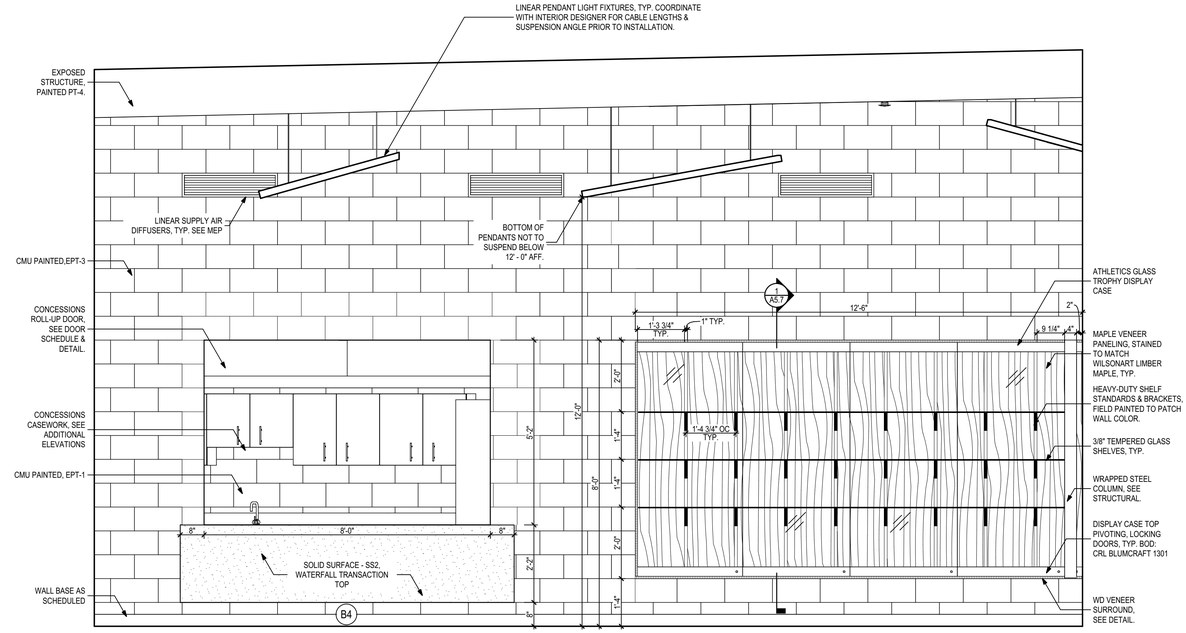

6 Athletics Trophy Case and Concession Stand Interior Elevation
1/2" = 1'-0"

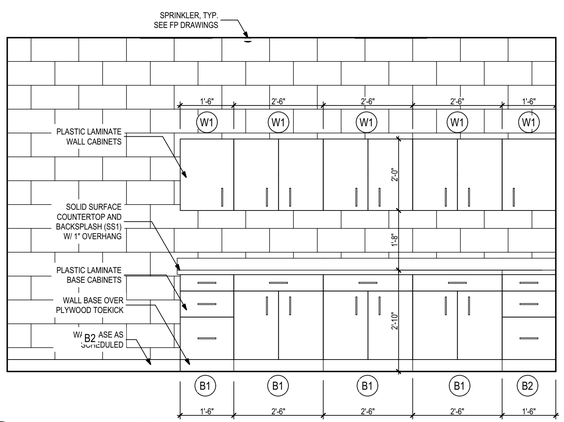

5 P.E. Coaches Office - Female
1/2" = 1'-0"

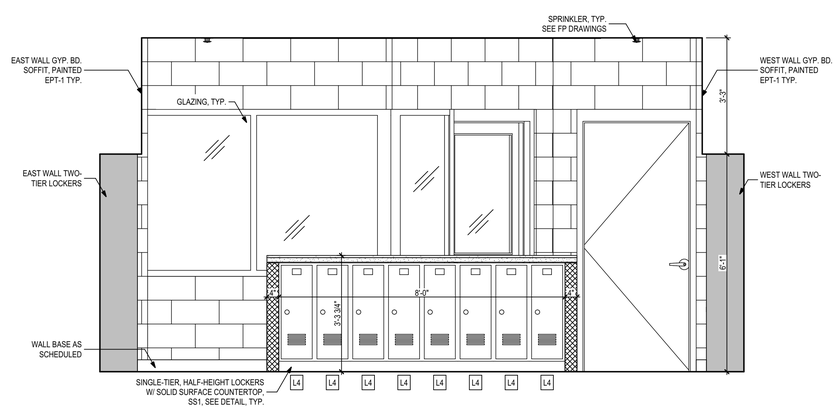

4 Locker Room - Female Interior Elevation
1/2" = 1'-0"

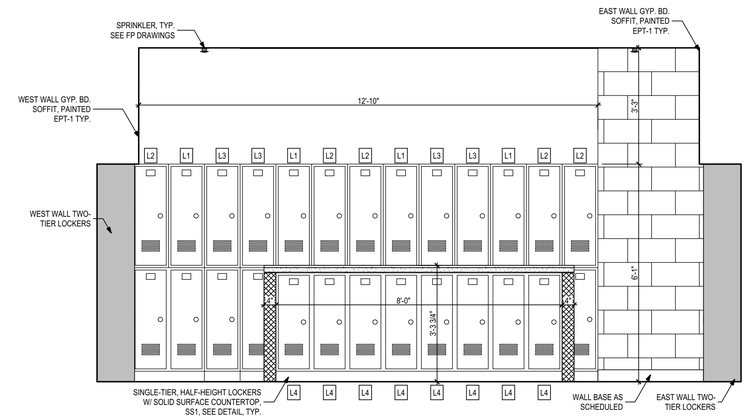

3 Locker Room - Female Interior Elevation
1/2" = 1'-0"

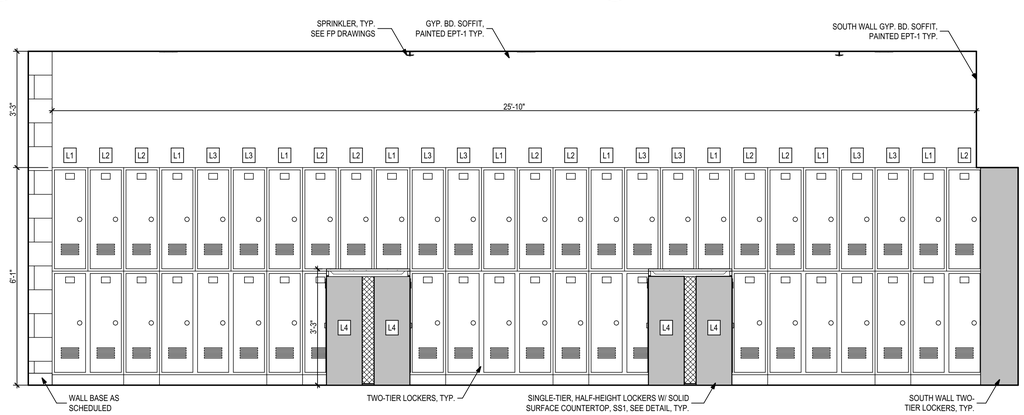

2 Locker Room - Female Interior Elevation
1/2" = 1'-0"

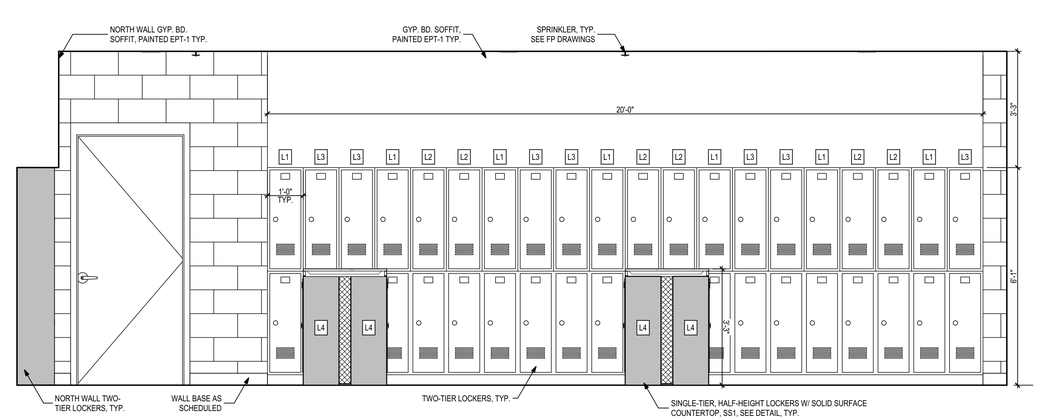

1 Locker Room - Female Interior Elevation
1/2" = 1'-0"

PHASE:	DRAWN:	REVIEWED:	DATE:	ID:	REVISION:	DRAWN:	REVIEWED:	DATE:
CONCEPT SCHEM. DESIGN	BG / RS	C. WHITLOCK	10/18/2024					
DESIGN DEVELOPMENT	BG/KS/RS/MS	C. WHITLOCK	12/20/2024					
EARLY DEMOLITION PACKAGE	BG/RS/MS	R. LEWIS	03/21/2025					
80% CONSTRUCTION DOCS.	BG/RS/MS	R. LEWIS	05/09/2025					
PERMIT DOCS.								
100% CONSTRUCTION DOCS.	BG/RS/MS	R. LEWIS						

THESE DRAWINGS AND DESIGNS ARE INSTRUMENTS OF SERVICE. THE DRAWINGS AND ASSOCIATED COPIES THEREOF, INCLUDING ELECTRONIC MEDIA AND CADD FILES, ARE THE PROPERTY OF ARCHITECTS LEWIS + WHITLOCK P.A.; THEIR USE, REPRESENTATION OR REPRODUCTION FOR ANY PURPOSE EXCEPT BY WRITTEN AGREEMENT WITH THE ARCHITECT IS PROHIBITED. THIS COPYRIGHT NOTIFICATION SHALL BE TRUE AS IF DIRECTLY PLACED ON EACH DRAWING EXHIBIT OR RENDERING ON THIS DOCUMENT AND SHALL NOT BE REMOVED FROM THESE DOCUMENTS

Client:
Leon County Schools
3420 W. Tharpe St. Suite 100
Tallahassee, FL 32303

Job Title:
Griffin Middle School - Phase 2
800 Alabama St. Tallahassee, FL 32304

Consultant:

Project #: 23483
Phase: 100% CDs

Seal:

ALW
Architects Lewis + Whitlock
206 West Virginia St.
Tallahassee, Florida 32301
850.942.1718
www.think3d.net

Description:
Interior Elevations

Sheet No.:
A5.5

BIMcloud: architectslw - BIMcloud Software as a Service/23483 - BIM Griffin Middle School Phase 2

Locker Schedule

L1	PENCO INVINCIBLE II METAL GYM LOCKER, 2 TIER, COLOR: 021 GRAY ASH
L2	PENCO INVINCIBLE II METAL GYM LOCKER, 2 TIER, COLOR: 822 REGAL BLUE
L3	PENCO INVINCIBLE II METAL GYM LOCKER, 2 TIER, COLOR: 806 MARINE BLUE
L4	PENCO INVINCIBLE II METAL GYM LOCKER, HALF HEIGHT, 1 TIER, 36 1/2" H , COLOR: 806 MARINE BLUE
B1	PENCO FIXED BENCH
B2	PENCO ADA FIXED BENCH

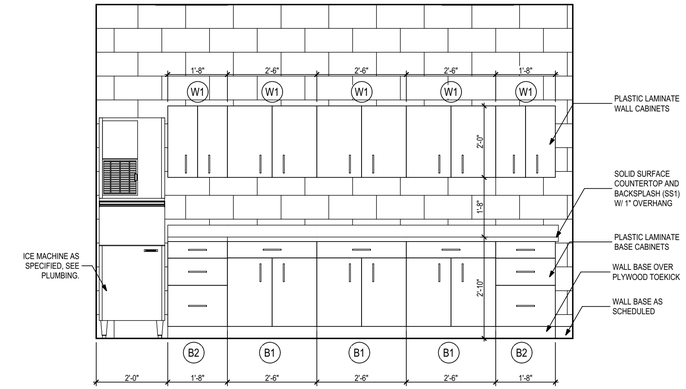

7 Training Room Interior Elevation
1/2" = 1'-0"

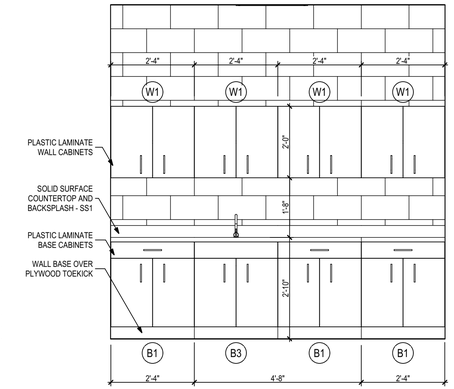

6 First Aid Room Interior Elevation
1/2" = 1'-0"

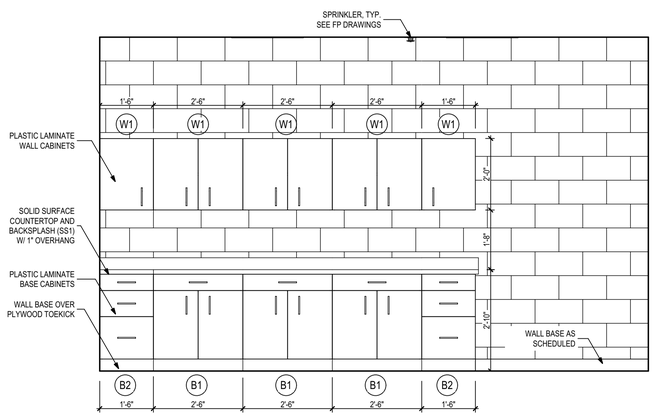

5 P.E. Coach's Office - Male
1/2" = 1'-0"

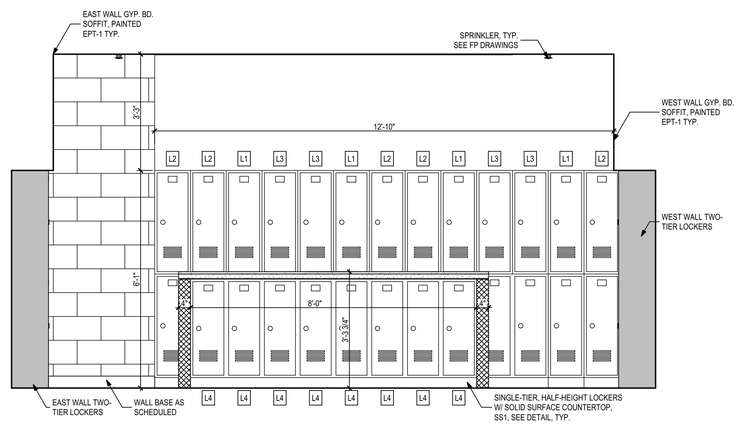

4 Locker Room - Male Interior Elevation
1/2" = 1'-0"

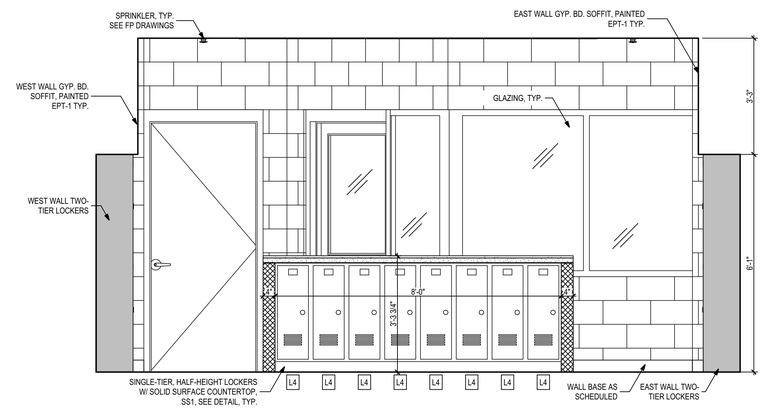

3 Locker Room - Male Interior Elevation
1/2" = 1'-0"

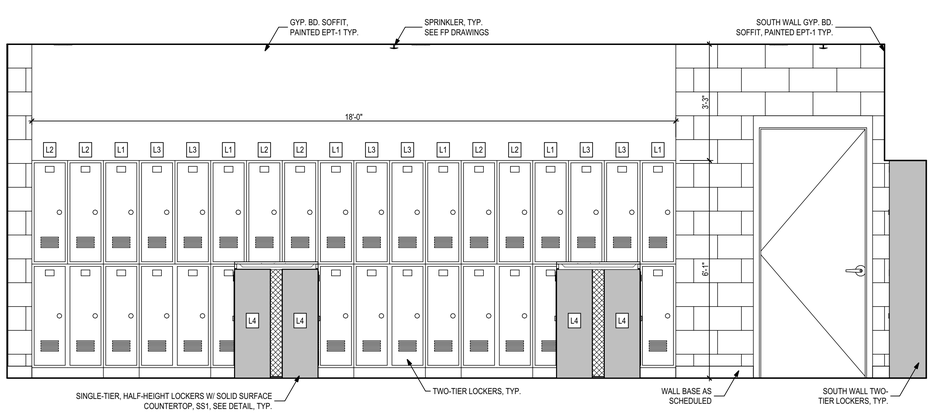

2 Locker Room - Male Interior Elevation
1/2" = 1'-0"

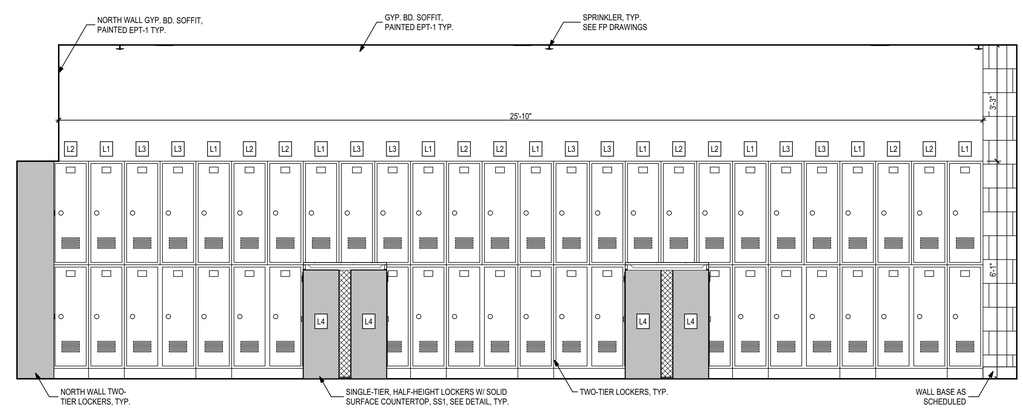

1 Locker Room - Male Interior Elevation
1/2" = 1'-0"

PHASE:	DRAWN:	REVIEWED:	DATE:	ID:	REVISION:	DRAWN:	REVIEWED:	DATE:
CONCEPT SCHEM. DESIGN	BG / RS	C. WHITLOCK	10/18/2024					
DESIGN DEVELOPMENT	BG/KS/RS/MS	C. WHITLOCK	12/20/2024					
EARLY DEMOLITION PACKAGE	BG/RS/MS	R. LEWIS	03/21/2025					
80% CONSTRUCTION DOCS.	BG/RS/MS	R. LEWIS	05/09/2025					
PERMIT DOCS.								
100% CONSTRUCTION DOCS.	BG/RS/MS	R. LEWIS	05/09/2025					

THESE DRAWINGS AND RENDERINGS ARE INSTRUMENTS OF SERVICE. THE DRAWINGS AND ASSOCIATED COPIES THEREOF, INCLUDING ELECTRONIC MEDIA AND CADD FILES, ARE THE PROPERTY OF ARCHITECTS LEWIS + WHITLOCK, P.A.; THEIR USE, REPRESENTATION OR REPRODUCTION FOR ANY PURPOSE EXCEPT BY WRITTEN AGREEMENT WITH THE ARCHITECT IS PROHIBITED. THIS COPYRIGHT NOTIFICATION SHALL BE TRUE AS IF DIRECTLY PLACED ON EACH DRAWING EXHIBIT OR RENDERING ON THIS DOCUMENT AND SHALL NOT BE REMOVED FROM THESE DOCUMENTS

LEON COUNTY SCHOOLS

Client: Leon County Schools
3420 W. Tharpe St., Suite 100
Tallahassee, FL 32303

Job Title: Griffin Middle School - Phase 2
800 Alabama St. Tallahassee, FL 32304

Consultant:

Project #: 23483
Phase: 100% CDs

Seal:

ALW

Architects Lewis + Whitlock
206 West Virginia St.
Tallahassee, Florida 32301
850.942.1718
www.think3d.net

Description:
Interior Elevations

Sheet No.:
A5.6

BIMcloud: architectslw - BIMcloud Software as a Service/23483 - BIM Griffin Middle School Phase 2

Casework Sections

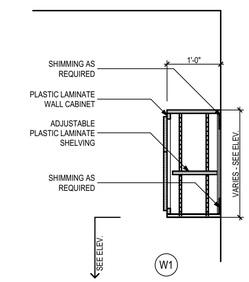

W1

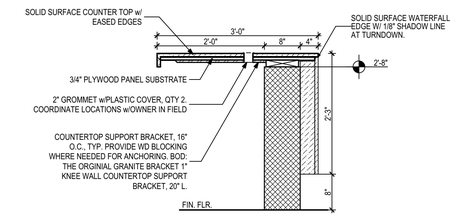

B4

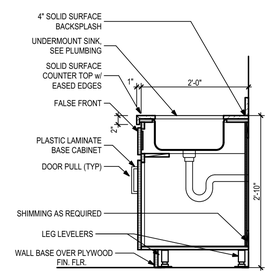

B3

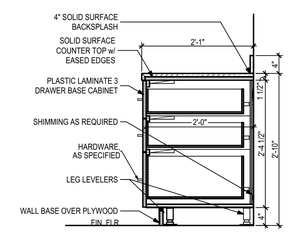

B2

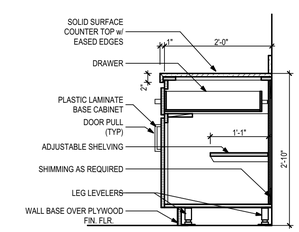

B1

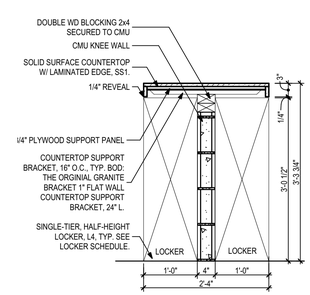

2 Half Height Locker Countertop Detail
3/4" = 1'-0"

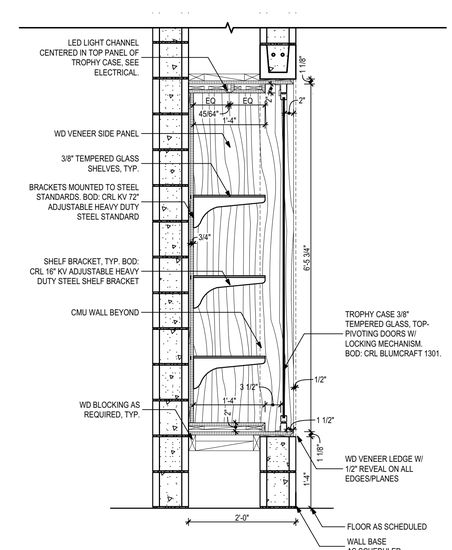

1 Trophy Case Detail
3/4" = 1'-0"

PHASE:	DRAWN:	REVIEWED:	DATE:	ID:	REVISION:	DRAWN:	REVIEWED:	DATE:
CONCEPT SCHEM. DESIGN	BG / RS	C. WHITLOCK	10/18/2024					
DESIGN DEVELOPMENT	BG/KS/RS/MS	C. WHITLOCK	12/20/2024					
EARLY DEMOLITION PACKAGE	BG/RS/MS	R. LEWIS	03/21/2025					
80% CONSTRUCTION DOCS.	BG/RS/MS	R. LEWIS	05/09/2025					
PERMIT DOCS.								
100% CONSTRUCTION DOCS.	BG/RS/MS	R. LEWIS	05/09/2025					

THESE DRAWINGS AND DESIGNS ARE INSTRUMENTS OF SERVICE. THE DRAWINGS AND ASSOCIATED COPIES THEREOF, INCLUDING ELECTRONIC MEDIA AND CADD FILES, ARE THE PROPERTY OF ARCHITECTS LEWIS + WHITLOCK, P.A.; THEIR USE, REPRESENTATION OR REPRODUCTION FOR ANY PURPOSE EXCEPT BY WRITTEN AGREEMENT WITH THE ARCHITECT IS PROHIBITED. THIS COPYRIGHT NOTIFICATION SHALL BE TRUE AS IF DIRECTLY PLACED ON EACH DRAWING EXHIBIT OR RENDERING ON THIS DOCUMENT AND SHALL NOT BE REMOVED FROM THESE DOCUMENTS

Client: Leon County Schools
3420 W. Tharpe St. Suite 100
Tallahassee, FL 32303

Job Title: Griffin Middle School - Phase 2
800 Alabama St. Tallahassee, FL 32304

Consultant:

Project #: 23483
Phase: 100% CDs

Seal:

ALW
Architects Lewis + Whitlock
206 West Virginia St.
Tallahassee, Florida 32301
850.942.1718
www.think3d.net

Description:
Interior Casework Details

Sheet No.:
A5.7

BIMcloud: architectslw - BIMcloud Software as a Service/23483 - BIM Griffin Middle School Phase 2

Door and Window Elevations

1/4" = 1'-0"

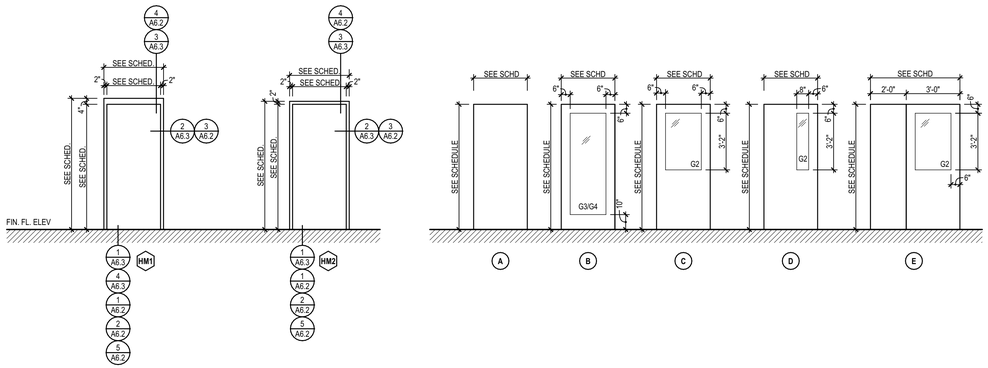

GLAZING SCHEDULE

G1	1" INSUL./TEMPERED
G2	1/4" CLASS "1" CPSC 16 CFR PART 1201 SAFETY GLAZING
G3	1/4" INSUL./ CLASS "II" CPSC 16 CFR PART 1201 SAFETY GLAZING
G4	1" INSUL./ CLASS "II" CPSC 16 CFR PART 1201 SAFETY GLAZING
G5	1/4" TEMPERED SAFETY GLAZING

NOTES:
1. ALL EXTERIOR HM FRAMES TO BE GALVANEALED STEEL
2. ALL EXTERIOR GLAZING TO BE TINTED PER SPECS (INCLUDING DOORS).
3. ALL INTERIOR GLAZING TO BE CLEAR

NOTE:

BASIS OF DESIGN PRODUCT SPECIFIED FOR EXTERIOR GLAZING PROVIDES THE FOLLOWING METRICS MEETING/EXCEEDING MIN. REQ. OF THE FBC-ENERGY CODE:

FIXED GLAZING U-FACTOR = 0.47 < 0.50 REQ.
SOLAR HEAT GAIN COEFFICIENT = 0.28 < 0.40 SEW & <0.33 N

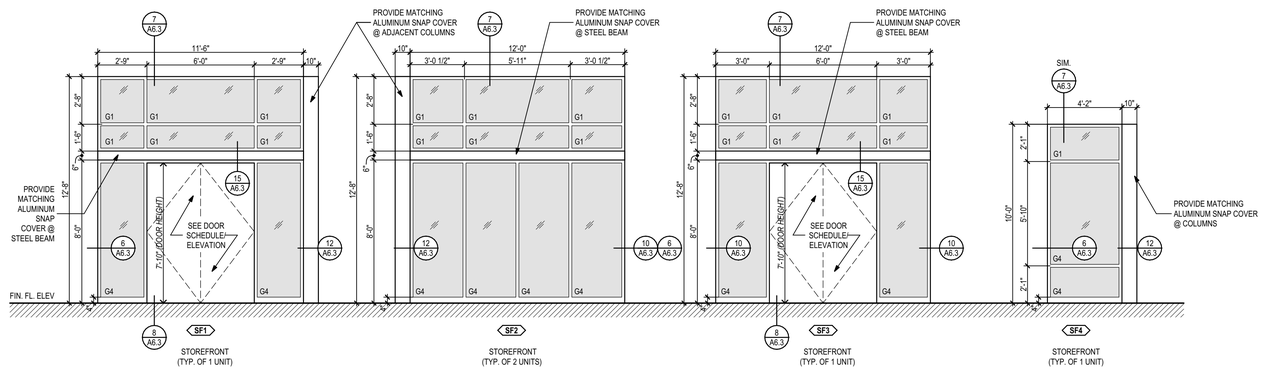

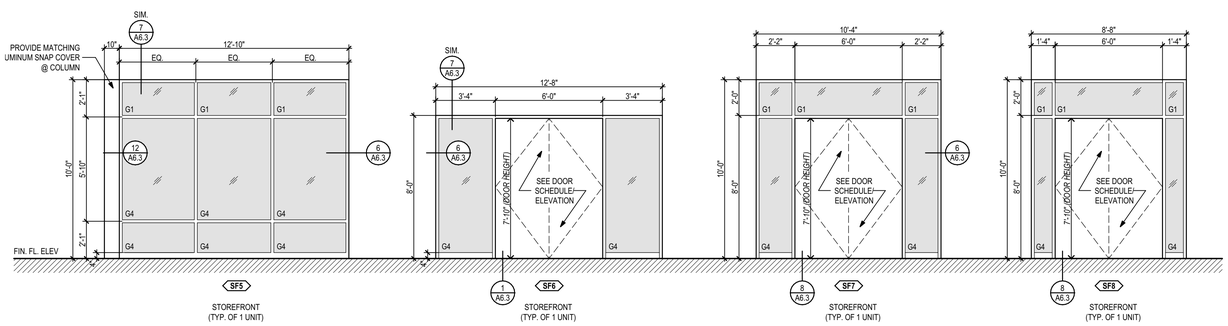

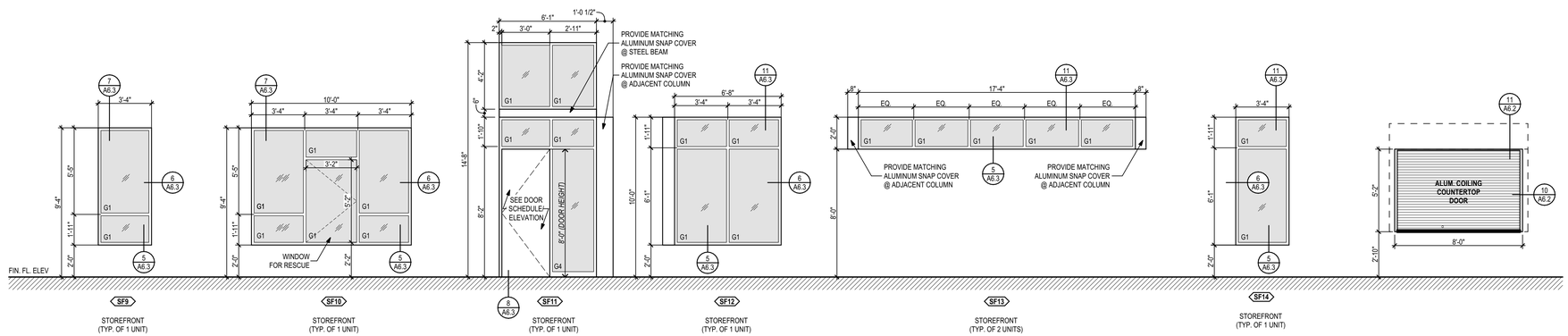

Door Schedule

DOOR NO.	ROOM NAME	LOCATION	ELEVATION	W	HT	MATERIAL	FINISH	FRAME						FIRE RATING	HARDWARE	NOTES
								ELEVATION	DETAIL			MATERIAL	FINISH			
									HEAD	JAMB	SILL					
D0100	Flam. Stor.	Exterior	A PAIR	6'-0"	7'-0"	HM	PT	HM1	3/A6.3 SIM.	2/A6.3 SIM.	4/A6.3 SIM.	HM	PT	FIRE 45 MIN.	05	
D100A	Lobby	Exterior	B PAIR	6'-0"	7'-10"	ALUM/GL	ANOD.	SF3	14/A6.3	13/A6.3	1/A6.3	ALUM	ANOD.		01	CARD READER
D100B	Lobby	Exterior	B PAIR	6'-0"	7'-10"	ALUM/GL	ANOD.	SF1	14/A6.3	13/A6.3	1/A6.3	ALUM	ANOD.		01	CARD READER
D100C	Inside Circ.	Exterior	B PAIR	6'-0"	7'-10"	ALUM/GL	ANOD.	SF8	/A6.3	13/A6.3	1/A6.3	ALUM	ANOD.		01	CARD READER
D101	Lobby	Interior	A	3'-0"	7'-0"	HM	PT	HM1	4/A6.2	3/A6.2	2/A6.2	HM	PT		20	
D101A	Stor.	Interior	A	3'-0"	7'-0"	HM	PT	HM1	4/A6.2	3/A6.2	2/A6.2	HM	PT	SMOKE	16	
D101B	Stor.	Interior	A	3'-0"	7'-0"	HM	PT	HM1	4/A6.2	3/A6.2	2/A6.2	HM	PT		17	
D101C	Concessions	Interior	OVERHEAD	8'-0"	5'-4"	HM	FACT.		11/A6.2	10/A6.2	-	HM	PT		26	
D102	I.T.	Interior	A	3'-0"	7'-0"	HM	PT	HM1	4/A6.2	3/A6.2	1/A6.2	HM	PT	SMOKE	18	CARD READER
D103	Inside Circ.	Interior	D UNEVEN PR	5'-0"	7'-0"	HM/GL	PT	HM1	4/A6.2	3/A6.2	1/A6.2	HM	PT	SMOKE	08	CARD READER
D103A	Unif. Storage	Interior	D UNEVEN PR	5'-0"	7'-0"	HM	PT	HM1	4/A6.2	3/A6.2	1/A6.2	HM	PT		13	
D103B	Band Classr...	Interior	C	3'-0"	7'-0"	HM/GL	PT	HM1	4/A6.2	3/A6.2	2/A6.2	HM	PT		25	
D103C	Band Classr...	Interior	C	3'-0"	7'-0"	HM/GL	PT	HM1	4/A6.2	3/A6.2	2/A6.2	HM	PT		25	
D103D	Ref. Room	Interior	A	3'-0"	7'-0"	HM	PT	HM1	4/A6.2	3/A6.2	2/A6.2	HM	PT		17	
D103E	Band Classr...	Exterior	B	3'-0"	8'-0"	ALUM/GL	ANOD.	SF11	14/A6.3 SIM.	13/A6.3	1/A6.3	ALUM	ANOD.		02	CARD READER
D104	RR - F	Interior	A	3'-0"	7'-0"	HM	PT	HM1	4/A6.2	3/A6.2	2/A6.2	HM	PT		24	
D105	Inside Circ.	Interior	A	3'-0"	7'-0"	HM	PT	HM1	4/A6.2	3/A6.2	2/A6.2	HM	PT	SMOKE	19	
D106	RR - Fam.	Interior	A	3'-0"	7'-0"	HM	PT	HM1	4/A6.2	3/A6.2	2/A6.2	HM	PT		23	
D107	RR - M	Interior	A	3'-0"	7'-0"	HM	PT	HM1	4/A6.2	3/A6.2	2/A6.2	HM	PT		24	
D108	Inside Circ.	Interior	D UNEVEN PR	5'-0"	7'-0"	HM/GL	PT	HM1	4/A6.2	3/A6.2	1/A6.2	HM	PT	SMOKE	08	CARD READER
D109	Mech.	Exterior	A PAIR	6'-0"	7'-0"	HM	PT	HM1	3/A6.3	2/A6.3	4/A6.3	HM	PT		03	INS., CARD READER
D110A	Inside Circ.	Interior	D PAIR	6'-0"	7'-10"	HM/GL	PT	HM2	4/A6.2	3/A6.2	1/A6.2	HM	PT	SMOKE	07	2 SETS
D110B	Inside Circ.	Interior	D PAIR	6'-0"	7'-10"	HM/GL	PT	HM2	4/A6.2	3/A6.2	1/A6.2	HM	PT	SMOKE	07	2 SETS
D110C	Ins. Circ.	Interior	D PAIR	6'-0"	7'-10"	HM/GL	PT	HM2	4/A6.2	3/A6.2	1/A6.2	HM	PT	SMOKE	07	
D110D	Ins. Circ.	Interior	D PAIR	6'-0"	7'-10"	HM/GL	PT	HM2	4/A6.2	3/A6.2	1/A6.2	HM	PT	SMOKE	07	
D111A	Ins. Circ.	Exterior	B PAIR	6'-0"	7'-10"	ALUM/GL	ANOD.	SF6	14/A6.3 SIM.	13/A6.3	1/A6.3	ALUM	ANOD.		01	CARD READER
D111B	Ins. Circ.	Exterior	B PAIR	6'-0"	7'-10"	ALUM/GL	ANOD.	SF7	14/A6.3 SIM.	13/A6.3	1/A6.3	ALUM	ANOD.		01	CARD READER
D111C	Ins. Circ.	Interior	D PAIR	6'-0"	7'-10"	HM/GL	PT	HM2	4/A6.2	3/A6.2	2/A6.2	HM	PT	SMOKE	09	
D112	Ins. Circ.	Interior	A	3'-0"	7'-0"	HM	PT	HM1	4/A6.2	3/A6.2	2/A6.2	HM	PT	SMOKE	14	
D112A	Laundry	Interior	A	3'-0"	7'-0"	HM	PT	HM1	4/A6.2	3/A6.2	2/A6.2	HM	PT		16	
D112B	P.E. Teache...	Interior	C	3'-0"	7'-0"	HM/GL	PT	HM1	4/A6.2	3/A6.2	2/A6.2	HM	PT		17	
D112C	Shwr. - F	Interior	A	3'-0"	7'-0"	HM	PT	HM1	4/A6.2	3/A6.2	1/A6.2	HM	PT		22	
D112E	P.E. Shwr. - F	Interior	A	3'-0"	7'-0"	HM	PT	HM1	4/A6.2	3/A6.2	1/A6.2	HM	PT		21	
D112F	Vestibule	Interior	A	3'-0"	7'-0"	HM	PT	HM1	4/A6.2	3/A6.2	2/A6.2	HM	PT	SMOKE	15	
D112G	Vestibule	Exterior	A	3'-0"	7'-0"	HM	PT	HM1	3/A6.3	2/A6.3	1/A6.3	HM	PT	FIRE 45 MIN.	06	INS., CARD READER
D113	Ins. Circ.	Interior	A PAIR	6'-0"	7'-0"	HM	PT	HM1	4/A6.2	3/A6.2	1/A6.2	HM	PT	SMOKE	10	CARD READER
D114	P.E. Equip. - F	Interior	A UNEVEN PR	5'-0"	7'-0"	HM	PT	HM1	4/A6.2	3/A6.2	2/A6.2	HM	PT	SMOKE	12	
D115	P.E. Equip. -...	Interior	A UNEVEN PR	5'-0"	7'-0"	HM	PT	HM1	4/A6.2	3/A6.2	2/A6.2	HM	PT	SMOKE	12	
D116	Ins. Circ.	Interior	A	3'-0"	7'-0"	HM	PT	HM1	4/A6.2	3/A6.2	2/A6.2	HM	PT	SMOKE	14	
D116A	Laundry	Interior	A	3'-0"	7'-0"	HM	PT	HM1	4/A6.2	3/A6.2	2/A6.2	HM	PT		16	
D116B	P.E. Teache...	Interior	C	3'-0"	7'-0"	HM/GL	PT	HM1	4/A6.2	3/A6.2	2/A6.2	HM	PT		17	
D116C	Shwr. - M	Interior	A	3'-0"	7'-0"	HM	PT	HM1	4/A6.2	3/A6.2	1/A6.2	HM	PT		22	
D116E	P.E. Shwr. - M	Interior	A	3'-0"	7'-0"	HM	PT	HM1	4/A6.2	3/A6.2	1/A6.2	HM	PT		21	
D116F	Vestibule	Interior	A	3'-0"	7'-0"	HM	PT	HM1	4/A6.2	3/A6.2	2/A6.2	HM	PT	SMOKE	15	
D116G	Vestibule	Exterior	A	3'-0"	7'-0"	HM	PT	HM1	3/A6.3	2/A6.3	1/A6.3	HM	PT	FIRE 45 MIN.	06	INS., CARD READER
D117	Ins. Circ.	Interior	D	3'-0"	7'-0"	HM/GL	PT	HM1	4/A6.2	3/A6.2	1/A6.2	HM	PT	SMOKE	16	
D117A	First Aid	Interior	D	3'-0"	7'-0"	HM/GL	PT	HM1	4/A6.2	3/A6.2	2/A6.2	HM	PT		17	
D118	Elec.	Exterior	A PAIR	6'-0"	7'-0"	HM	PT	HM1	3/A6.3	2/A6.3	4/A6.3	HM	PT		04	INS., CARD READER
D119	Ins. Circ.	Interior	A	3'-0"	7'-0"	HM	PT	HM1	4/A6.2	3/A6.2	2/A6.2	HM	PT	SMOKE	20	
D200	Mech. Mezz.	Exterior	A PAIR	6'-0"	7'-0"	HM	PT	HM1	10/A6.3	9/A6.3	-	HM	PT		03	INS., CARD READER

ABBREVIATION LEGEND:

HM	HOLLOW METAL (SEE FRAME ELEVATIONS OR SPECS FOR TYPE)
ALUM	ALUMINUM
SF-	STOREFRONT
ANOD	ANODIZED (SEE SPECS FOR TYPE/COLOR)
PT	PAINT (OVER FACTORY PRIME PER SPEC)

PHASE:	DRAWN:	REVIEWED:	DATE:	ID:	REVISION:	DRAWN:	REVIEWED:	DATE:
CONCEPT SCHEM. DESIGN	BG / RS	C. WHITLOCK	10/18/2024					
DESIGN DEVELOPMENT	BG/KS/RS/MS	C. WHITLOCK	12/20/2024					
EARLY DEMOLITION PACKAGE	BG/RS/MS	R. LEWIS	03/21/2025					
80% CONSTRUCTION DOCS.	BG/RS/MS	R. LEWIS	05/09/2025					
PERMIT DOCS.	BG/RS/MS	R. LEWIS						
100% CONSTRUCTION DOCS.	BG/RS/MS	R. LEWIS						

THESE DRAWINGS AND DESIGNS ARE INSTRUMENTS OF SERVICE. THE DRAWINGS AND ASSOCIATED COPIES THEREOF, INCLUDING ELECTRONIC MEDIA AND CADD FILES, ARE THE PROPERTY OF ARCHITECTS LEWIS + WHITLOCK P.A. THEIR USE, REPRESENTATION OR REPRODUCTION FOR ANY PURPOSE EXCEPT BY WRITTEN AGREEMENT WITH THE ARCHITECT IS PROHIBITED. THIS COPYRIGHT NOTIFICATION SHALL BE TRUE AS IF DIRECTLY PLACED ON EACH DRAWING EXHIBIT OR RENDERING ON THIS DOCUMENT AND SHALL NOT BE REMOVED FROM THESE DOCUMENTS

Client: LEON COUNTY SCHOOLS
Leon County Schools
3420 W. Tharpe St., Suite 100
Tallahassee, FL 32303

Job Title: Griffin Middle School - Phase 2
800 Alabama St. Tallahassee, FL 32304

Consultant:

Project #: 23483
Phase: 100% CDs

Seal:

ALW
Architects Lewis + Whitlock
206 West Virginia St.
Tallahassee, Florida 32301
850.942.1718
www.think3d.net

Description:
Door Schedules and Elevations

Sheet No.:
A6.1

BIMcloud: architectslw - BIMcloud Software as a Service/23483 - BIM Griffin Middle School Phase 2

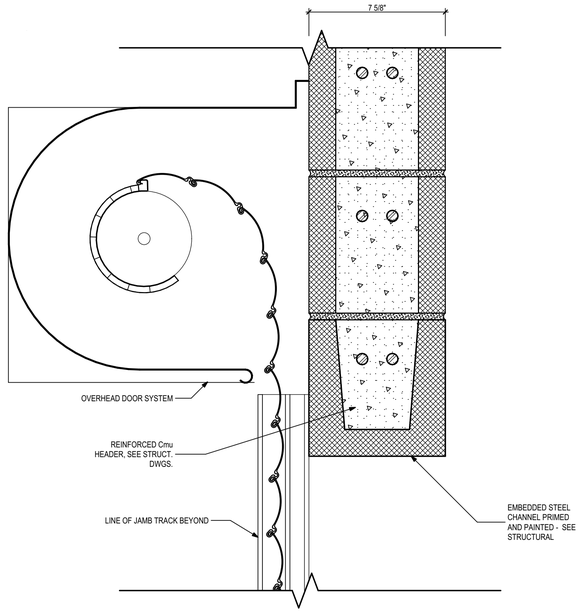

11 Interior Roll-Up Door - CMU Head
3" = 1'-0"

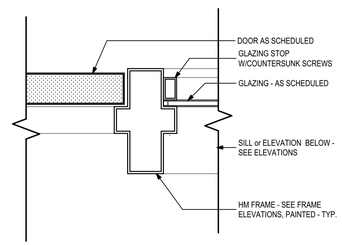

9 Interior HM Window Jamb @ Mtl. Door
3" = 1'-0"

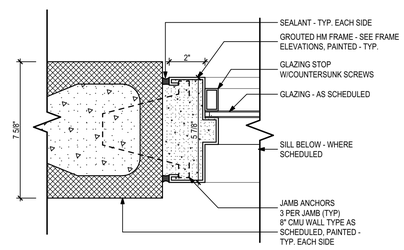

7 Interior HM Window Jamb - CMU
3" = 1'-0"

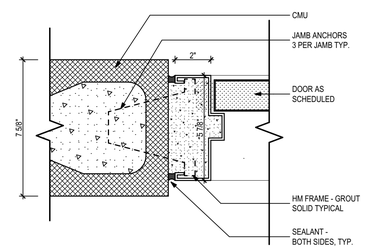

3 Interior HM Door - CMU Jamb
3" = 1'-0"

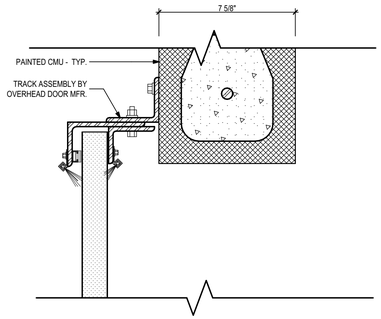

10 Interior Roll-Up Door - CMU Jamb
3" = 1'-0"

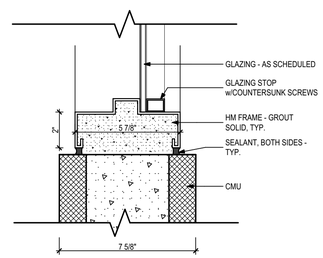

6 Interior HM Window Sill - CMU
3" = 1'-0"

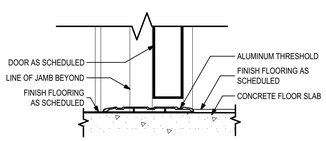

5 Interior Door - Rated Wall
3" = 1'-0"

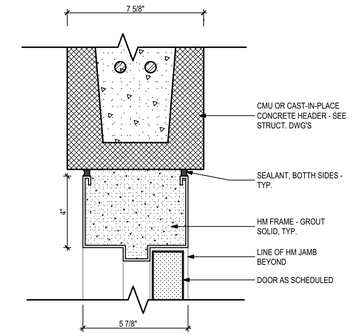

4 Interior HM Door - CMU Head
3" = 1'-0"

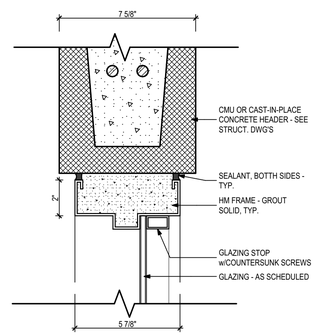

8 Interior HM Window Head - CMU Header
3" = 1'-0"

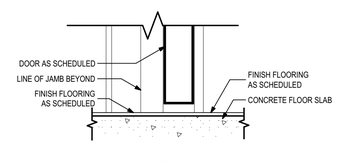

2 Interior Door - No Transition
3" = 1'-0"

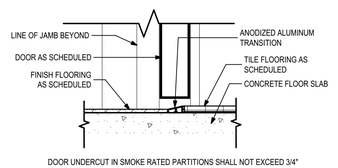

1 Interior Door - Transition
3" = 1'-0"

PHASE:	DRAWN:	REVIEWED:	DATE:	ID:	REVISION:	DRAWN:	REVIEWED:	DATE:
CONCEPT SCHEM. DESIGN	BG / RS	C. WHITLOCK	10/18/2024					
DESIGN DEVELOPMENT	BG/KS/RS/MS	C. WHITLOCK	12/20/2024					
EARLY DEMOLITION PACKAGE	BG/RS/MS	R. LEWIS	03/21/2025					
80% CONSTRUCTION DOCS.	BG/RS/MS	R. LEWIS	05/09/2025					
PERMIT DOCS.								
100% CONSTRUCTION DOCS.	BG/RS/MS	R. LEWIS	05/09/2025					

THESE DRAWINGS AND DESIGNS ARE INSTRUMENTS OF SERVICE. THE DRAWINGS AND ASSOCIATED COPIES THEREOF, INCLUDING ELECTRONIC MEDIA AND CADD FILES, ARE THE PROPERTY OF ARCHITECTS LEWIS + WHITLOCK, P.A.; THEIR USE, REPRESENTATION OR REPRODUCTION FOR ANY PURPOSE EXCEPT BY WRITTEN AGREEMENT WITH THE ARCHITECT IS PROHIBITED. THIS COPYRIGHT NOTIFICATION SHALL BE TRUE AS IF DIRECTLY PLACED ON EACH DRAWING EXHIBIT OR RENDERING ON THIS DOCUMENT AND SHALL NOT BE REMOVED FROM THESE DOCUMENTS

Client: Leon County Schools
3420 W. Tharpe St. Suite 100
Tallahassee, FL 32303

Job Title: Griffin Middle School - Phase 2
800 Alabama St. Tallahassee, FL 32304

Consultant:

Project #: 23483
Phase: 100% CDs

Seal:

ALW
Architects Lewis + Whitlock
206 West Virginia St.
Tallahassee, Florida 32301
850.942.1718
www.think3d.net

Description:
Door & Window Details - Interior

Sheet No.:
A6.2

BIMcloud: architectslw - BIMcloud Software as a Service/23483 - BIM Griffin Middle School Phase 2

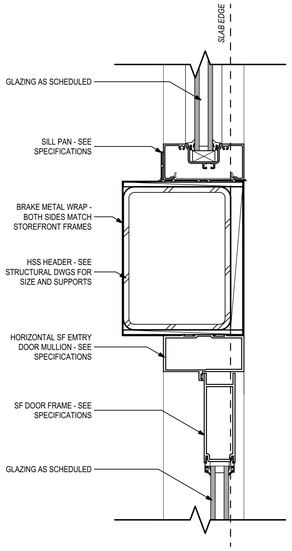

15 Exterior - Storefront Transom - Head
3" = 1'-0"

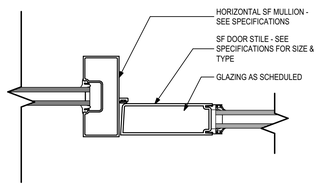

14 Exterior - Storefront Door - Jamb
3" = 1'-0"

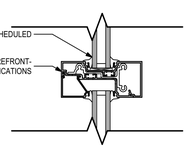

13 Exterior - Storefront Horizontal Mullion
3" = 1'-0"

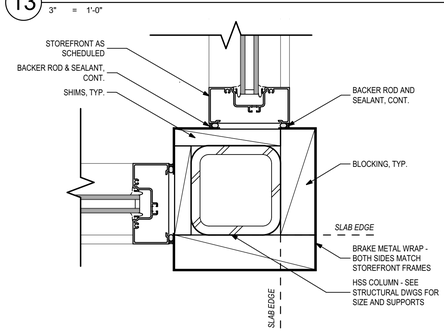

12 Exterior - Storefront Corner @ Lobby
3" = 1'-0"

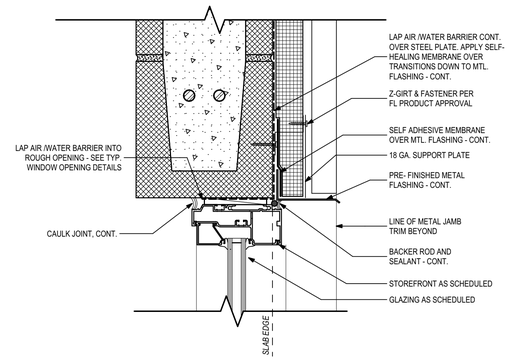

11 Exterior - Storefront @ Metal Panel - Head
3" = 1'-0"

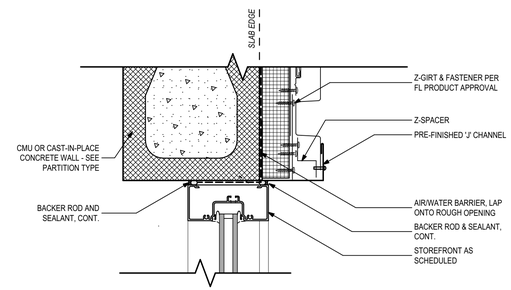

10 Exterior - Storefront @ Metal Panel - Jamb
3" = 1'-0"

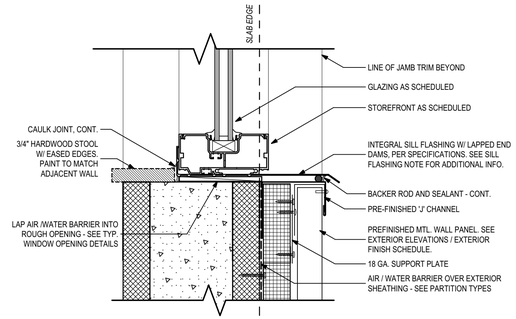

9 Exterior - Storefront @ Metal Panel - Sill
3" = 1'-0"

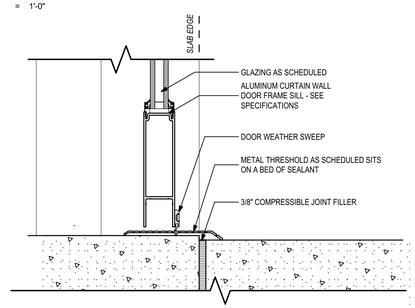

8 Exterior - Storefront Door Threshold
3" = 1'-0"

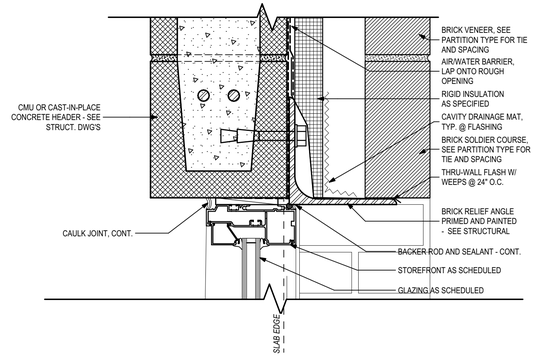

7 Exterior - Storefront - Head
3" = 1'-0"

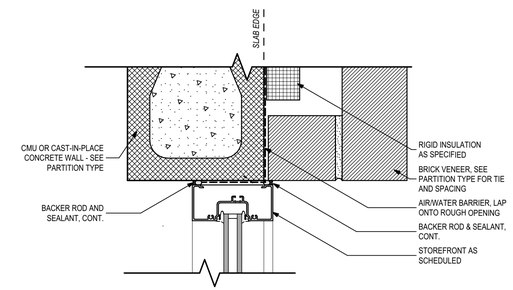

6 Exterior - Storefront - Jamb
3" = 1'-0"

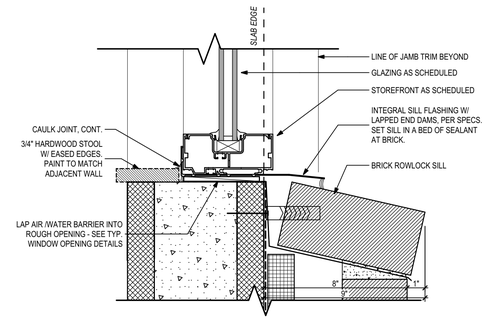

5 Exterior - Storefront - Sill
3" = 1'-0"

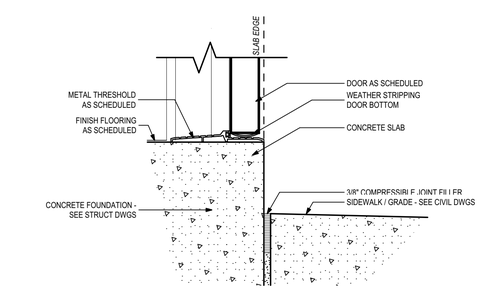

4 Exterior - Door Threshold to Concrete Pad
3" = 1'-0"

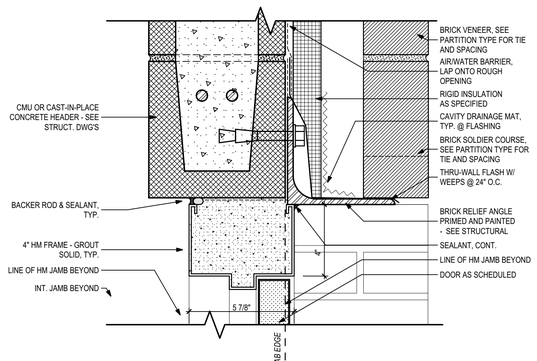

3 Exterior - HM Door Frame - Head
3" = 1'-0"

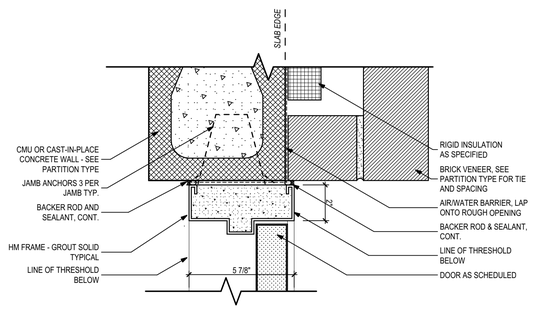

2 Exterior - HM Door Frame - Jamb
3" = 1'-0"

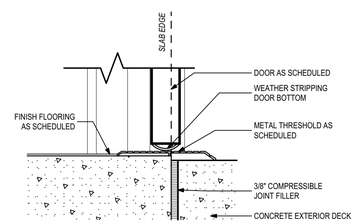

1 Exterior - Mtl Door Threshold
3" = 1'-0"

PHASE:	DRAWN:	REVIEWED:	DATE:	ID:	REVISION:	DRAWN:	REVIEWED:	DATE:
CONCEPT SCHEM. DESIGN	BG / RS	C. WHITLOCK	10/18/2024					
DESIGN DEVELOPMENT	BG/KS/RS/MS	C. WHITLOCK	12/20/2024					
EARLY DEMOLITION PACKAGE	BG/RS/MS	R. LEWIS	03/21/2025					
80% CONSTRUCTION DOCS.	BG/RS/MS	R. LEWIS	05/09/2025					
PERMIT DOCS.								
100% CONSTRUCTION DOCS.	BG/RS/MS	R. LEWIS	05/09/2025					

THESE DRAWINGS AND DESIGNS ARE INSTRUMENTS OF SERVICE. THE DRAWINGS AND ASSOCIATED COPIES THEREOF, INCLUDING ELECTRONIC MEDIA AND CADD FILES, ARE THE PROPERTY OF ARCHITECTS LEWIS + WHITLOCK P.A.; THEIR USE, REPRESENTATION OR REPRODUCTION FOR ANY PURPOSE EXCEPT BY WRITTEN AGREEMENT WITH THE ARCHITECT IS PROHIBITED. THIS COPYRIGHT NOTIFICATION SHALL BE TRUE AS IF DIRECTLY PLACED ON EACH DRAWING EXHIBIT OR RENDERING ON THIS DOCUMENT AND SHALL NOT BE REMOVED FROM THESE DOCUMENTS

Client: Leon County Schools
3420 W. Tharpe St. Suite 100
Tallahassee, FL 32303

Job Title: Griffin Middle School - Phase 2
800 Alabama St. Tallahassee, FL 32304

Consultant:

Project #: 23483
Phase: 100% CDs

Seal:

Architects Lewis + Whitlock
206 West Virginia St.
Tallahassee, Florida 32301
850.942.1718
www.think3d.net

Description:
Door & Window Details - Exterior

Sheet No.:
A6.3

BIMcloud: architectslw - BIMcloud Software as a Service/23483 - BIM Griffin Middle School Phase 2

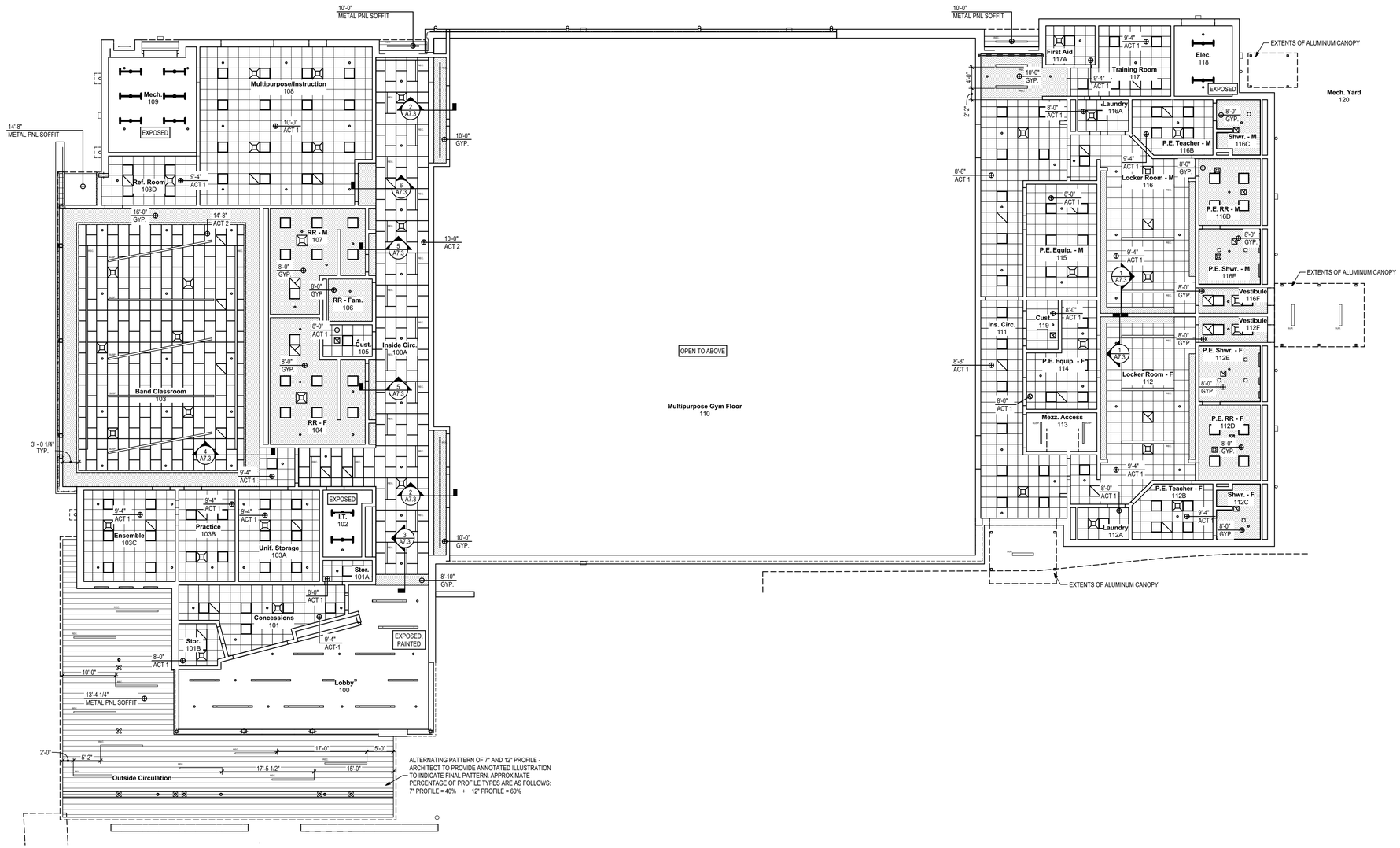

1 New Gymnasium First Floor Reflected Ceiling Plan
3/32" = 1'-0"

Ceiling Finish Legend

	GYP	GYPSUM BOARD
	ACT 1	ACOUSTICAL CEILING TILE
	ACT 2	ACOUSTICAL CEILING TILE
	EXP	EXPOSED
	METAL PNL	METAL PANEL CEILING SYSTEM

Ceiling Fixture Legend

	SUSPENDED/SURFACE MOUNTED/RECESSED LINEAR FIXTURE. SEE ELECTRICAL FOR SIZING & MOUNT STYLE.
	2' x 2' LED FLAT PANEL
	SQUARE RETURN
	SQUARE AIR DIFFUSER
	SQUARE EXHAUST FAN
	HIGH BAY LIGHT FIXTURE
	UTILITY LIGHT FIXTURE
	SPRINKLER HEAD

Key Plan

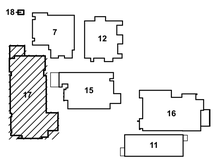

PHASE:	DRAWN:	REVIEWED:	DATE:	ID:	REVISION:	DRAWN:	REVIEWED:	DATE:
CONCEPT SCHEM. DESIGN	BG / RS	C. WHITLOCK	10/18/2024					
DESIGN DEVELOPMENT	BG/KS/RS/MS	C. WHITLOCK	12/20/2024					
EARLY DEMOLITION PACKAGE	BG/RS/MS	R. LEWIS	03/21/2025					
80% CONSTRUCTION DOCS.	BG/RS/MS	R. LEWIS	05/09/2025					
PERMIT DOCS.								
100% CONSTRUCTION DOCS.	BG/RS/MS	R. LEWIS	05/09/2025					

THESE DRAWINGS AND DESIGNS ARE INSTRUMENTS OF SERVICE. THE DRAWINGS AND ASSOCIATED COPIES THEREOF, INCLUDING ELECTRONIC MEDIA AND CADD FILES, ARE THE PROPERTY OF ARCHITECTS LEWIS + WHITLOCK P.A. THEIR USE, REPRESENTATION OR REPRODUCTION FOR ANY PURPOSE EXCEPT BY WRITTEN AGREEMENT WITH THE ARCHITECT IS PROHIBITED. THIS COPYRIGHT NOTIFICATION SHALL BE TRUE AS IF DIRECTLY PLACED ON EACH DRAWING EXHIBIT OR RENDERING ON THIS DOCUMENT AND SHALL NOT BE REMOVED FROM THESE DOCUMENTS

Client: Leon County Schools
3420 W. Tharpe St. Suite 100
Tallahassee, FL 32303

Job Title: Griffin Middle School - Phase 2
800 Alabama St. Tallahassee, FL 32304

Consultant:

Project #: 23483
Phase: 100% CDs

Seal:

ALW
Architects Lewis + Whitlock
206 West Virginia St.
Tallahassee, Florida 32301
850.942.1718
www.think3d.net

Description:
New Gymnasium First Floor Reflected Ceiling Plan

Sheet No.:
A7.1

BIMcloud: architectslw - BIMcloud Software as a Service/23483 - BIM Griffin Middle School Phase 2

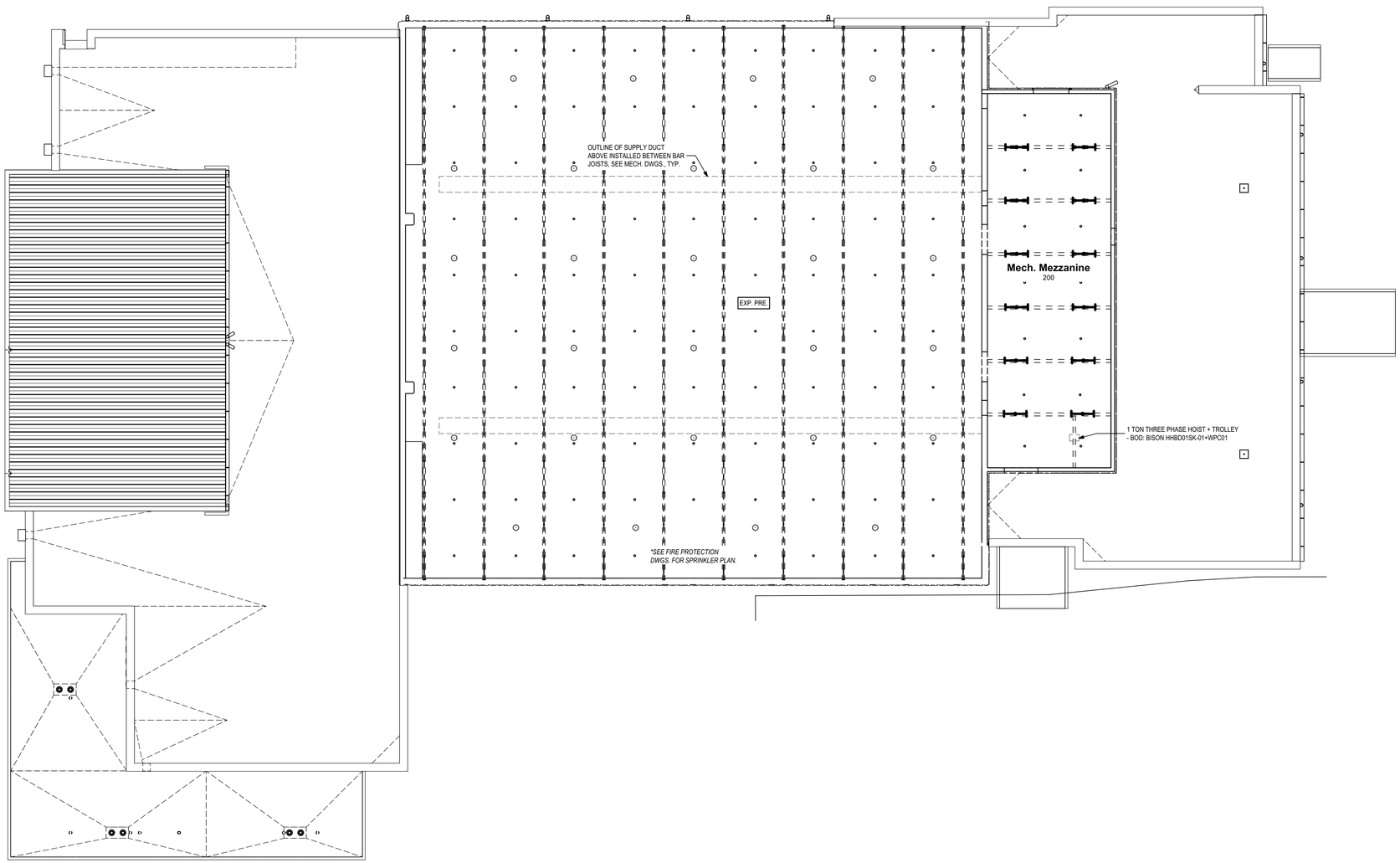

1 New Gymnasium Mech. Mezzanine Reflected Ceiling Plan
3/32" = 1'-0"

Ceiling Finish Legend

	GYP	GYPSUM BOARD
	ACT 1	ACOUSTICAL CEILING TILE
	ACT 2	ACOUSTICAL CEILING TILE
	EXP	EXPOSED
	METAL PNL	METAL PANEL CEILING SYSTEM

Ceiling Fixture Legend

	SUSPENDED/SURFACE MOUNTED/RECESSED LINEAR FIXTURE. SEE ELECTRICAL FOR SIZING & MOUNT STYLE.
	2' x 2' LED FLAT PANEL
	SQUARE RETURN
	SQUARE AIR DIFFUSER
	SQUARE EXHAUST FAN
	HIGH BAY LIGHT FIXTURE
	UTILITY LIGHT FIXTURE
	SPRINKLER HEAD

Key Plan

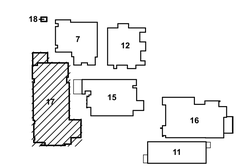

PHASE:	DRAWN:	REVIEWED:	DATE:	ID:	REVISION:	DRAWN:	REVIEWED:	DATE:
CONCEPT SCHEM. DESIGN	BG / RS	C. WHITLOCK	10/18/2024					
DESIGN DEVELOPMENT	BG/KS/RS/MS	C. WHITLOCK	12/20/2024					
EARLY DEMOLITION PACKAGE	BG/RS/MS	R. LEWIS	03/21/2025					
80% CONSTRUCTION DOCS.	BG/RS/MS	R. LEWIS	05/09/2025					
PERMIT DOCS.								
100% CONSTRUCTION DOCS.	BG/RS/MS	R. LEWIS	05/09/2025					

THESE DRAWINGS AND DESIGNS ARE INSTRUMENTS OF SERVICE. THE DRAWINGS AND ASSOCIATED COPIES THEREOF, INCLUDING ELECTRONIC MEDIA AND CADD FILES, ARE THE PROPERTY OF ARCHITECTS LEWIS + WHITLOCK, P.A.; THEIR USE, REPRESENTATION OR REPRODUCTION FOR ANY PURPOSE EXCEPT BY WRITTEN AGREEMENT WITH THE ARCHITECT IS PROHIBITED. THIS COPYRIGHT NOTIFICATION SHALL BE TRUE AS IF DIRECTLY PLACED ON EACH DRAWING EXHIBIT OR RENDERING ON THIS DOCUMENT AND SHALL NOT BE REMOVED FROM THESE DOCUMENTS

Client: Leon County Schools
3420 W. Tharpe St. Suite 100
Tallahassee, FL 32303

Job Title: Griffin Middle School - Phase 2
800 Alabama St. Tallahassee, FL 32304

Consultant:

Project #: 23483
Phase: 100% CDs

Seal:

ALW
Architects Lewis + Whitlock
206 West Virginia St.
Tallahassee, Florida 32301
850.942.1718
www.think3d.net

Description:
New Gymnasium Mech. Mezzanine Reflected Ceiling Plan

Sheet No.:
A7.2

BIMcloud: architectslw - BIMcloud Software as a Service/23483 - BIM Griffin Middle School Phase 2

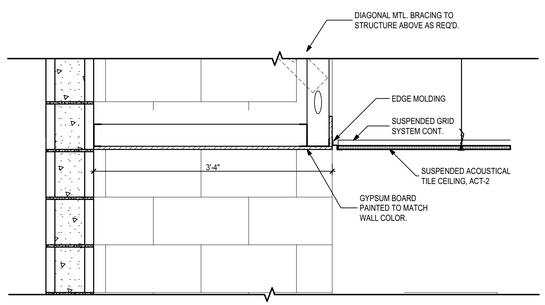

6 Soffit Detail at Corridor
1" = 1'-0"

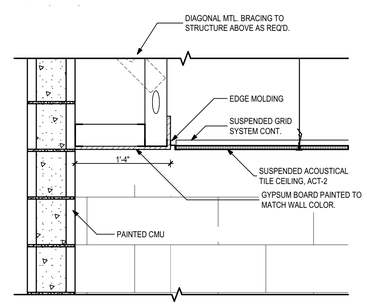

5 Soffit Detail at Corridor
1" = 1'-0"

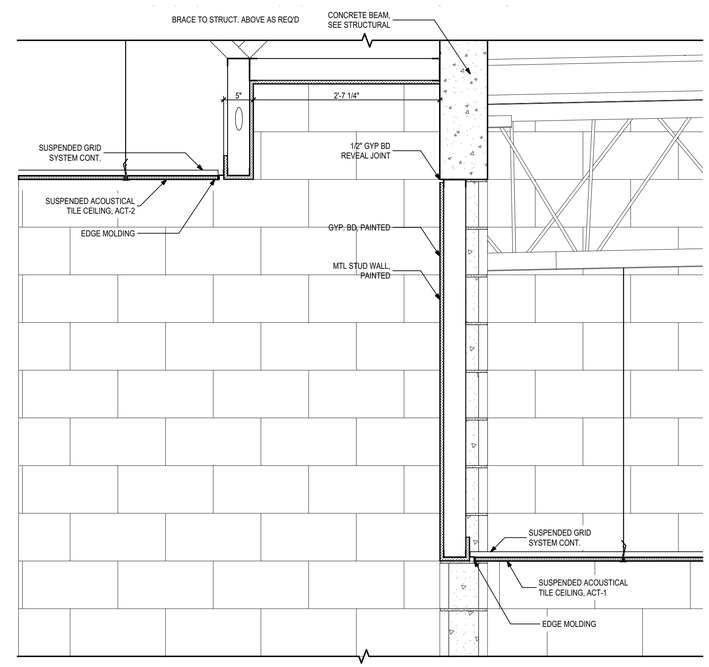

4 Ceiling Transition Detail
1" = 1'-0"

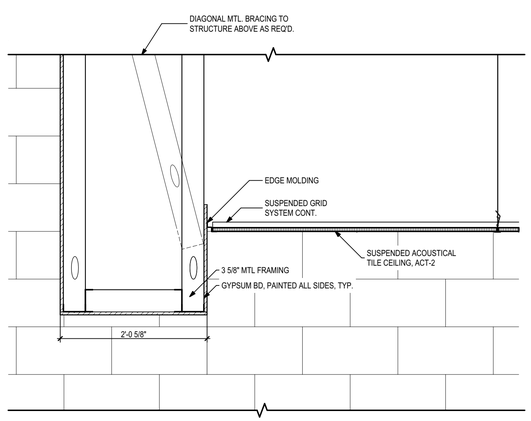

3 Bulkhead at Entrance
1" = 1'-0"

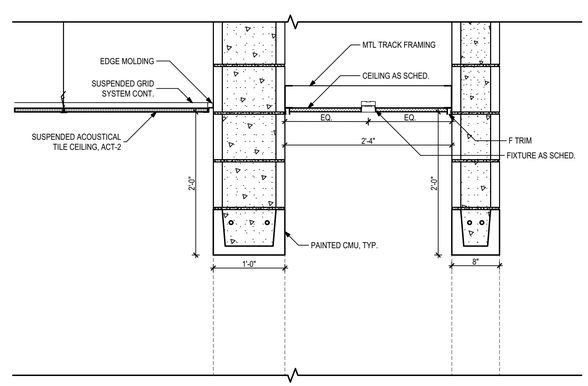

2 Bulkhead Detail
1" = 1'-0"

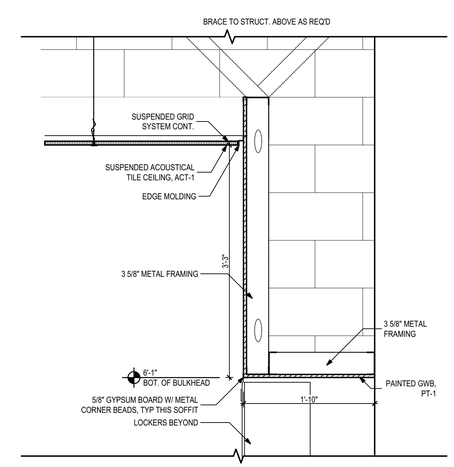

1 Locker Room Soffit Detail
1" = 1'-0"

PHASE:	DRAWN:	REVIEWED:	DATE:	ID:	REVISION:	DRAWN:	REVIEWED:	DATE:
CONCEPT SCHEM. DESIGN	BG / RS	C. WHITLOCK	10/18/2024					
DESIGN DEVELOPMENT	BG/KS/RS/MS	C. WHITLOCK	12/20/2024					
EARLY DEMOLITION PACKAGE	BG/RS/MS	R. LEWIS	03/21/2025					
80% CONSTRUCTION DOCS.	BG/RS/MS	R. LEWIS	05/09/2025					
PERMIT DOCS.								
100% CONSTRUCTION DOCS.	BG/RS/MS	R. LEWIS	05/09/2025					

THESE DRAWINGS AND REDRAWINGS ARE INSTRUMENTS OF SERVICE. THE DRAWINGS AND ASSOCIATED COPIES THEREOF, INCLUDING ELECTRONIC MEDIA AND CADD FILES, ARE THE PROPERTY OF ARCHITECTS LEWIS + WHITLOCK, P.A.; THEIR USE, REPRESENTATION OR REPRODUCTION FOR ANY PURPOSE EXCEPT BY WRITTEN AGREEMENT WITH THE ARCHITECT IS PROHIBITED. THIS COPYRIGHT NOTIFICATION SHALL BE TRUE AS IF DIRECTLY PLACED ON EACH DRAWING EXHIBIT OR RENDERING ON THIS DOCUMENT AND SHALL NOT BE REMOVED FROM THESE DOCUMENTS

Client:
Leon County Schools
3420 W. Tharpe St., Suite 100
Tallahassee, FL 32303

Job Title:
Griffin Middle School - Phase 2
800 Alabama St. Tallahassee, FL 32304

Consultant:

Project #: 23483
Phase: 100% CDs

Seal:

ALW
Architects Lewis + Whitlock
206 West Virginia St.
Tallahassee, Florida 32301
850.942.1718
www.think3d.net

Description:
Ceiling Section Details

Sheet No.:
A7.3

BIMcloud: architectslw - BIMcloud Software as a Service/23483 - BIM Griffin Middle School Phase 2

Finish Summary

Mark	Description	Size	Basis of Design	Color	Notes
FLOORS					
CPT-1	Carpet Tile	12" x 48"	Shaw Contract Convene Tile	Clear System	Install: Stagger. See finish Floor Plan for install direction.
CPT-2	Walk-off Carpet Tile	18" x 36"	Mannington Charge	Kinetic	Install: Ashlar. See Finish Floor Plan for install direction.
CT-1	Ceramic Porcelain Floor Tile - Field	12" x 24"	Crossville Tile - Collection TBD	TBS by Architect from MFR full range of products.	See install pattern on finish floor plan.
CT-2	Ceramic Porcelain Floor Tile - Accent 1	12" x 24"	Crossville Tile - Collection TBD	TBS by Architect from MFR full range of products.	See install pattern on finish floor plan.
CT-3	Ceramic Porcelain Floor Tile - Accent 2	12" x 24"	Crossville Tile - Collection TBD	TBS by Architect from MFR full range of products.	See install pattern on finish floor plan.
CT-4	Ceramic Porcelain Floor Tile - Mosaic	-	Crossville Civilization Polygon Mosaic	Communique	
LVT-1	Luxury Vinyl Tile - Field	6" x 36"	Mannington Active Lines - Crisscross	Pop	Install: Stagger. See finish Floor Plan for install direction.
LVT-2	Luxury Vinyl Tile - Accent 1	6" x 36"	Mannington Active Lines - Crisscross	Zoom	Install: Stagger. See finish Floor Plan for install direction.
LVT-3	Luxury Vinyl Tile - Accent 2	6" x 36"	Mannington Active Lines - Crisscross	Zoom Blue	Install: Stagger. See finish Floor Plan for install direction.
RT-1	Rubber Tile - Field	39.53" X 39.53"	Nora Norament Satura Hammered	Castor	Install monolithic.
RT-2	Rubber Tile - Accent 1	39.53" X 39.53"	Nora Norament Satura Hammered	Dorado	Install monolithic.
RT-3	Rubber Tile - Accent 2	39.53" X 39.53"	Nora Norament Satura Hammered	Earth	Install monolithic.
EP	Epoxy Broadcast Flooring System	-	Plexi-Chemi PlexiQuartz	Salt and Pepper	Epoxy to flash up wall for integral wall base.
-	Sealed Concrete	-	W.R. Meadow Yocamp 25 Acrylic Sealer	-	
WD	Wood Gym Floor		Aacer Sports Flooring - Infinity MFMA-RL Second and Better Grade Northern Hard Maple	MFMA approved seal and finish	
TRANSITIONS					
MT	Metal Transition	-	Schluter (profiles vary)	TBS by architect	
WALL BASE					
RB-1	Rubber Wall Base - Cove	6" (coils)	Johnsonite Baseworks	Grey WG	
RB-2	Rubber Wall Base - Cove	4' Sticks	Johnsonite Vent Cove	Black	
CT-5	Ceramic Tile - Bullnose	-	Crossville Tile - Collection TBD	TBS by Architect from MFR full range of products.	
CEILINGS					
ACT-1	Acoustical Panel Ceiling	24" x 24"	Armstrong Ultima Tegular	White	Use with Suprafine 9/16" Exposed Tee
ACT-2	Acoustical Panel Ceiling	24" x 24", 24" x 48"	Armstrong Ultima Tegular	White	Use with Suprafine 9/16" Exposed Tee. See RCP for layout.
GYP	Gypsum Board	-	-	Varies	See RCP & elevations for color directive.
WALLS & TRIM					
PT-1	Field Paint	-	Sherwin Williams A-100 Latex Satin	Pure White	
PT-2	Accent Paint 1	-	Sherwin Williams A-100 Latex Satin	Gray Shingle	See finish floor plan and elevations for accent paint locations.
PT-3	Accent Paint 2	-	Sherwin Williams A-100 Latex Satin	Indigo Batik	See finish floor plan and elevations for accent paint locations.
PT-4	Accent Paint 3	-	Sherwin Williams A-100 Latex Satin	Secure Blue	See finish floor plan and elevations for accent paint locations.
PT-5	Accent Paint 4	-	Sherwin Williams A-100 Latex Satin	March Wind	
EPT-X	Epoxy Paint	-	Sherwin Williams Pro Industrial Water Based Catalyzed Epoxy Gloss, B73-300 Series	-	Match color designation of standard PT colors.
CT-6	Ceramic Porcelain Wall Tile	12" x 24"	Crossville Tile - Collection TBD	TBS by Architect from MFR full range of products.	See elevations for layout.
AWP1	Fabric-Wrapped Wall Panels	Varies	Armstrong Custom Sound Soak	Guilford of Maine, Metallation - Stainless	See elevations for sizing
AWP2	Fabric-Wrapped Wall Panels	Varies	Armstrong Custom Sound Soak	Guilford of Maine, Metallation - Polished Pewter	See elevations for sizing
AWP3	Fabric-Wrapped Wall Panels	Varies	Armstrong Custom Sound Soak	Guilford of Maine, Metallation - Fired Titanium	See elevations for sizing
CASEWORK					
PL	Plastic Laminate *(Cabinets)*	-	Wilsonart High Pressure Laminate	Limber Maple	
SS1	Solid Surface *(Countertops)*		Corian	Domino Terrazo	
SS2	Solid Surface *(Concessions Counter)*	-	Wilsonart	Arctic Drift	

Finish Schedule

ROOM NUMBER	ROOM NAME/ DESCRIPTION	FLOOR		BASE		WALLS		CEILING		REMARKS
		FINISH	NOTES	FINISH	NOTES	FINISH	NOTES	FINISH	NOTES	
100	Lobby	CT/CPT-2		RB-1		EPT-1	3	EXPOSED PAINTED (PT-4)	1	
0100	Flam. Storage	-		-		-		-		
100A	Inside Circ.	CT/CPT-2		RB-1		EPT-1	3	ACT-2 / PT-3 OVER GYP.		
101	Concessions	CT		CT		EPT-1		ACT-1		
101A	Stor.	CT		CT		EPT-1		ACT-1		
101B	Stor.	CT		CT		EPT-1		ACT-1		
102	I.T.	SEALED CONCRETE		RB-1		PT-1		EXPOSED		
103	Band Classroom	CPT-1/LVT		RB-1		EPT-1	3	ACT-2 / PT-1 OVER GYP.		
103A	Unif. Storage	LVT		RB-1		EPT-1		ACT-1		
103B	Practice	CPT-1		RB-1		EPT-1		ACT-1		
103C	Ensemble	CPT-1		RB-1		EPT-1		ACT-1		
103D	Ref. Room	CPT-1		RB-1		EPT-1		ACT-1		
104	RR-F	CT		CT		EPT-1	3	PT-1 OVER GYP.		
105	Cust.	LVT		RB-1		EPT-1		ACT-1		
106	RR-Fam.	CT		CT		EPT-1		PT-1 OVER GYP.		
107	RR-M	CT		CT		EPT-1	3	PT-1 OVER GYP.		
108	Multipurpose/Instruction	RT-1 thru RT-3		RB-1		EPT-1	3	ACT-1		
109	Mech.	SEALED CONCRETE		RB-1		PT-1		EXPOSED		
110	Multipurpose Gym Floor	WD		RB-2		EPT-1	3	EXPOSED	2	
111	Ins. Circ.	LVT/CPT-2		RB-1		EPT-1	3	ACT-1		
112	Locker Room - F	EP		EP		EPT-1	3	ACT-1		
112A	Laundry	EP		EP		EPT-1		ACT-1		
112B	P.E. Teacher-F	EP		EP		EPT-1		ACT-1		
112C	Shwr.-F	CT		CT		CT		PT-1 OVER GYP.		
112D	P.E. RR-F	EP		EP		EPT-1	3	PT-1 OVER GYP.		
112E	P.E. Shwr.-F	CT		CT		EPT-1/CT		PT-1 OVER GYP.		
112F	Vestibule	EP		EP		EPT-1		ACT-1		
113	Mezz. Access	SEALED CONCRETE		RB-1		PT-1		EXPOSED		
114	P.E. Equip.-F	LVT		RB-1		EPT-1		ACT-1		
115	P.E. Equip.-M	LVT		RB-1		EPT-1		ACT-1		
116	Locker Room - M	EP		EP		EPT-1	3	ACT-1		
116A	Laundry	EP		EP		EPT-1		ACT-1		
116B	P.E. Teacher-M	EP		EP		EPT-1		ACT-1		
116C	Shwr.-M	CT		CT		EPT-1/CT		PT-1 OVER GYP.		
116D	P.E. RR-M	EP		EP		EPT-1	3	PT-1 OVER GYP.		
116E	P.E. Shwr.-M	CT		CT		CT		PT-1 OVER GYP.		
116F	Vestibule	EP		EP		EPT-1		ACT-1		
117	Training Room	LVT		RB-1		EPT-1		ACT-1		
117A	First Aid	LVT		RB-1		EPT-1		ACT-1		
118	Elec.	SEALED CONCRETE		RB-1		PT-1		EXPOSED		
119	Cust.	SEALED CONCRETE		RB-1		EPT-1		ACT-1		
120	Mech. Yard	-		-		-		-		
200	Mech. Mezzanine	SEALED CONCRETE		RB-1		PT-1		EXPOSED		

General Finish Notes:

1. EXPOSED BEAMS TO BE PAINTED PT-3.
2. EXPOSED OPEN WEB TRUSSES TO BE PAINTED PT-5.
3. SEE FINISH FLOOR PLAN & ELEVATIONS FOR ACCENT WALL PAINT LOCATIONS.

PHASE:	DRAWN:	REVIEWED:	DATE:
CONCEPT SCHEM. DESIGN	BG / RS	C. WHITLOCK	10/18/2024
DESIGN DEVELOPMENT	BG/KS/RS/MS	C. WHITLOCK	12/20/2024
EARLY DEMOLITION PACKAGE	BG/RS/MS	R. LEWIS	03/21/2025
80% CONSTRUCTION DOCS.	BG/RS/MS	R. LEWIS	05/09/2025
PERMIT DOCS.			
100% CONSTRUCTION DOCS.	BG/RS/MS	R. LEWIS	05/09/2025

ID:	REVISION:	DRAWN:	REVIEWED:	DATE:

THESE DRAWINGS AND DESIGNS ARE INSTRUMENTS OF SERVICE. THE DRAWINGS AND ASSOCIATED COPIES THEREOF, INCLUDING ELECTRONIC MEDIA AND CADD FILES, ARE THE PROPERTY OF ARCHITECTS LEWIS + WHITLOCK, P.A. THEIR USE, REPRESENTATION OR REPRODUCTION FOR ANY PURPOSE EXCEPT BY WRITTEN AGREEMENT WITH THE ARCHITECT IS PROHIBITED. THIS COPYRIGHT NOTIFICATION SHALL BE TRUE AS IF DIRECTLY PLACED ON EACH DRAWING EXHIBIT OR RENDERING ON THIS DOCUMENT AND SHALL NOT BE REMOVED FROM THESE DOCUMENTS

Client: Leon County Schools
3420 W. Tharpe St. Suite 100
Tallahassee, FL 32303

Job Title: Griffin Middle School - Phase 2
800 Alabama St. Tallahassee, FL 32304

Consultant:

Project #: 23483
Phase: 100% CDs

Seal:

ALW
Architects Lewis + Whitlock
206 West Virginia St.
Tallahassee, Florida 32301
850.942.1718
www.think3d.net

Description:
Finish Schedules

Sheet No.:
A8.0

BIMcloud: architectslw - BIMcloud Software as a Service/23483 - BIM Griffin Middle School Phase 2

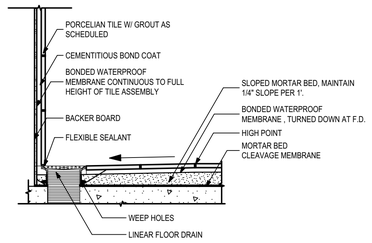

(SYSTEM TO BE COMPLIANT W/ TCNA B421C-24)

5 Shower Floor Detail - Student Showers
1 1/2"= 1'-0"

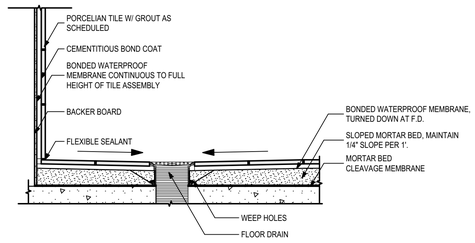

SYSTEM TO BE COMPLIANT W/ TCNA B421C-24

4 Shower Floor Detail - Coach's Offices
1 1/2"= 1'-0"

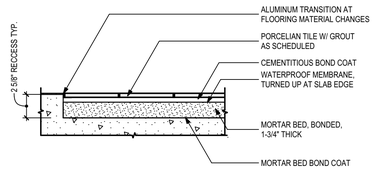

ONLY INSTALLED IN SHOWER ROOMS.

(SYSTEM TO BE COMPLIANT W/ TCNA F112-24)

3 Tile Flooring Detail - Bonded
1 1/2"= 1'-0"

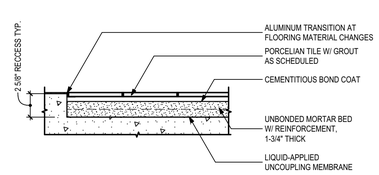

ALL AREAS EXCEPT FOR SHOWER ROOMS TO RECEIVE THIS INSTALL METHOD.

(SYSTEM TO BE COMPLIANT W/ TCNA F111-24)

2 Tile Flooring Detail - Unbonded
1 1/2"= 1'-0"

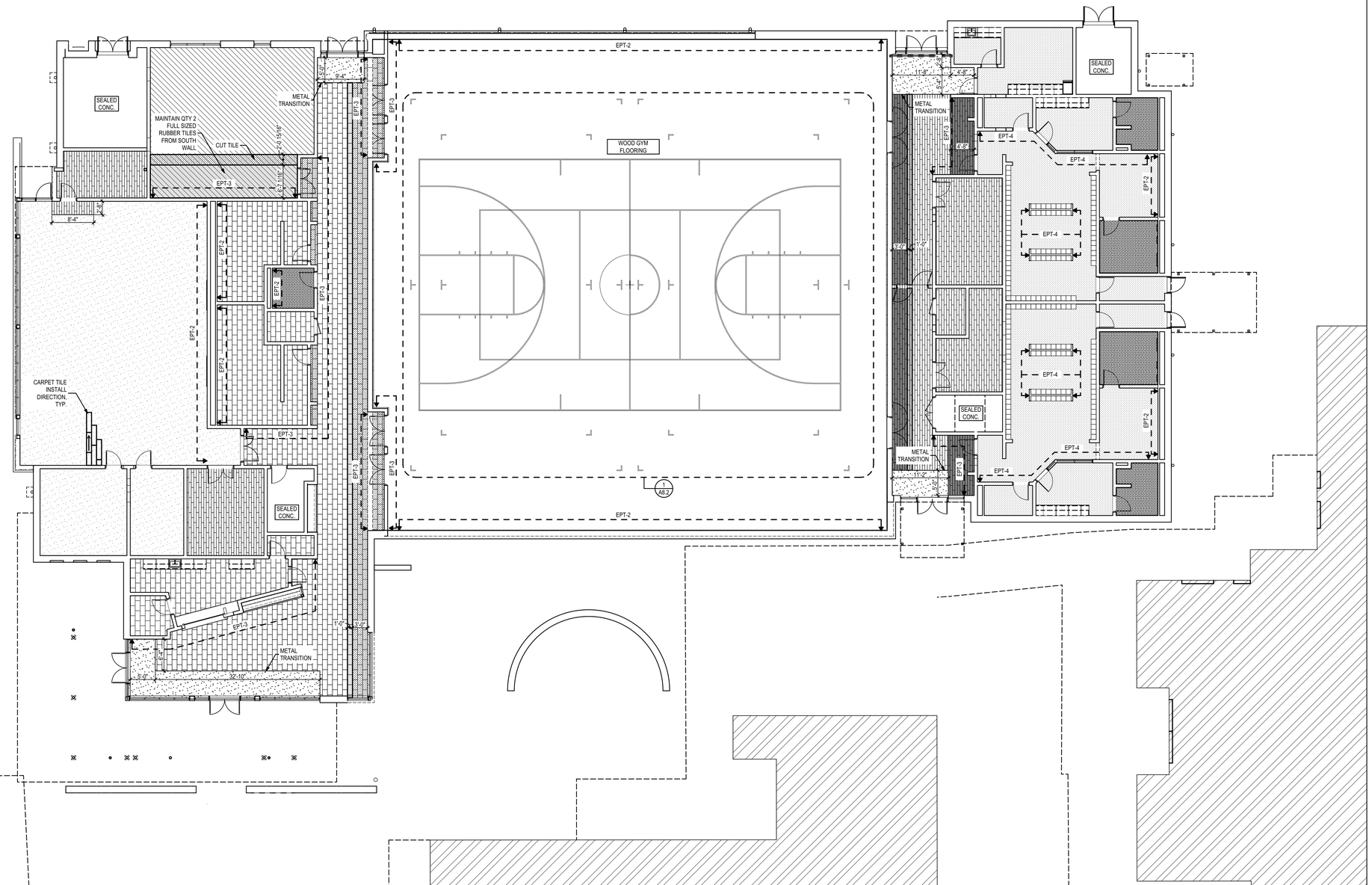

1 New Gymnasium First Floor Finish Plan
3/32" = 1'-0"

Interior Finish Legend

	CPT-1	CARPET TILE
	CPT-2	WALK-OFF CARPET TILE
	CT-1	CERAMIC PORCELAIN TILE - FIELD
	CT-2	CERAMIC PORCELAIN TILE - ACCENT 1
	CT-3	CERAMIC PORCELAIN TILE - ACCENT 2
	CT-4	CERAMIC PORCELAIN FLOOR TILE, POLYGON MOSAIC
	LVT-1	LUXURY VINYL TILE - FIELD
	LVT-2	LUXURY VINYL TILE - ACCENT 1
	LVT-3	LUXURY VINYL TILE - ACCENT 2
	RT-1	RUBBER TILE - FIELD
	RT-2	RUBBER TILE - ACCENT 1
	RT-3	RUBBER TILE - ACCENT 2
	PC	POLISHED CONCRETE
	WD	WOOD GYM FLOOR
	PT-X EPT-X	LOCATION OF ACCENT PAINT, WALL-TO-WALL AND FLOOR-TO-CEILING. SEE FINISH SCHEDULE FOR REMAINING WALLS

PHASE:	DRAWN:	REVIEWED:	DATE:	ID:	REVISION:	DRAWN:	REVIEWED:	DATE:
CONCEPT SCHEM. DESIGN	BG / RS	C. WHITLOCK	10/18/2024					
DESIGN DEVELOPMENT	BG/KS/RS/MS	C. WHITLOCK	12/20/2024					
EARLY DEMOLITION PACKAGE	BG/KS/MS	R. LEWIS	03/21/2025					
80% CONSTRUCTION DOCS.	BG/RS/MS	R. LEWIS	05/09/2025					
PERMIT DOCS.								
100% CONSTRUCTION DOCS.	BG/RS/MS	R. LEWIS	05/09/2025					

THESE DRAWINGS AND REVISIONS ARE INSTRUMENTS OF SERVICE. THE DRAWINGS AND ASSOCIATED COPIES THEREOF, INCLUDING ELECTRONIC MEDIA AND CADD FILES, ARE THE PROPERTY OF ARCHITECTS LEWIS + WHITLOCK P.A.; THEIR USE, REPRESENTATION OR REPRODUCTION FOR ANY PURPOSE EXCEPT BY WRITTEN AGREEMENT WITH THE ARCHITECT IS PROHIBITED. THIS COPYRIGHT NOTIFICATION SHALL BE TRUE AS IF DIRECTLY PLACED ON EACH DRAWING EXHIBIT OR RENDERING ON THIS DOCUMENT AND SHALL NOT BE REMOVED FROM THESE DOCUMENTS

Client: Leon County Schools
3420 W. Tharpe St. Suite 100
Tallahassee, FL 32303

Job Title: Griffin Middle School - Phase 2
800 Alabama St. Tallahassee, FL 32304

Consultant:

Project #: 23483
Phase: 100% CDs

Seal:

ALW
Architects Lewis + Whitlock
206 West Virginia St.
Tallahassee, Florida 32301
850.942.1718
www.think3d.net

Description:
New Gymnasium First Floor Finish Plan

Sheet No.:
A8.1

BIMcloud: architectslw - BIMcloud Software as a Service/23483 - BIM Griffin Middle School Phase 2

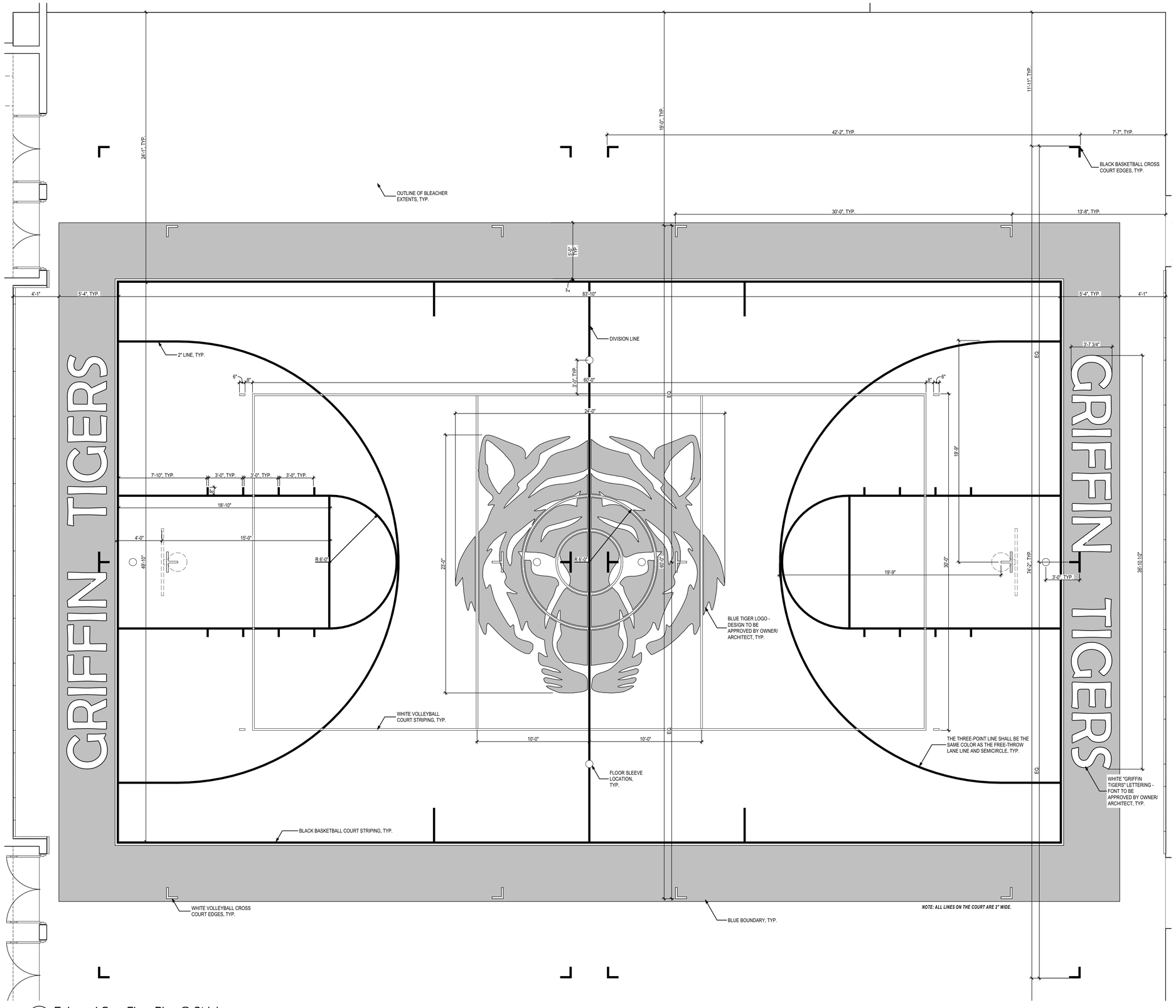

1 Enlarged Gym Floor Plan @ Striping
1/4" = 1'-0"

PHASE:	DRAWN:	REVIEWED:	DATE:	ID:	REVISION:	DRAWN:	REVIEWED:	DATE:
CONCEPT SCHEM. DESIGN	BG / RS	C. WHITLOCK	10/18/2024					
DESIGN DEVELOPMENT	BG/KS/RS/MS	C. WHITLOCK	12/20/2024					
EARLY DEMOLITION PACKAGE	BG/RS/MS	R. LEWIS	03/21/2025					
80% CONSTRUCTION DOCS.	BG/RS/MS	R. LEWIS	05/09/2025					
100% CONSTRUCTION DOCS.	BG/RS/MS	R. LEWIS	05/09/2025					

THESE DRAWINGS AND DESIGNS(S) ARE INSTRUMENTS OF SERVICE. THE DRAWINGS AND ASSOCIATED COPIES THEREOF, INCLUDING ELECTRONIC MEDIA AND CADD FILES, ARE THE PROPERTY OF ARCHITECTS LEWIS + WHITLOCK, P.A. THEIR USE, REPRESENTATION OR REPRODUCTION FOR ANY PURPOSE EXCEPT BY WRITTEN AGREEMENT WITH THE ARCHITECT IS PROHIBITED. THIS COPYRIGHT NOTIFICATION SHALL BE TRUE AS IF DIRECTLY PLACED ON EACH DRAWING EXHIBIT OR RENDERING ON THIS DOCUMENT AND SHALL NOT BE REMOVED FROM THESE DOCUMENTS

Client:
Leon County Schools
3420 W. Tharpe St. Suite 100
Tallahassee, FL 32303

Job Title:
Griffin Middle School - Phase 2
800 Alabama St. Tallahassee, FL 32304

Consultant:

Project #: 23483
Phase: 100% CDs

Seal:

ALW
Architects Lewis + Whitlock
206 West Virginia St.
Tallahassee, Florida 32301
850.942.1718
www.think3d.net

Description:
New Gymnasium Court Striping Plan

Sheet No.:
A8.2

BIMcloud: architectslw - BIMcloud Software as a Service/23483 - BIM Griffin Middle School Phase 2

NOTE: THIS SHEET SHOULD BE PRINTED IN COLOR FOR OPTIMUM GRAPHIC CLARITY.

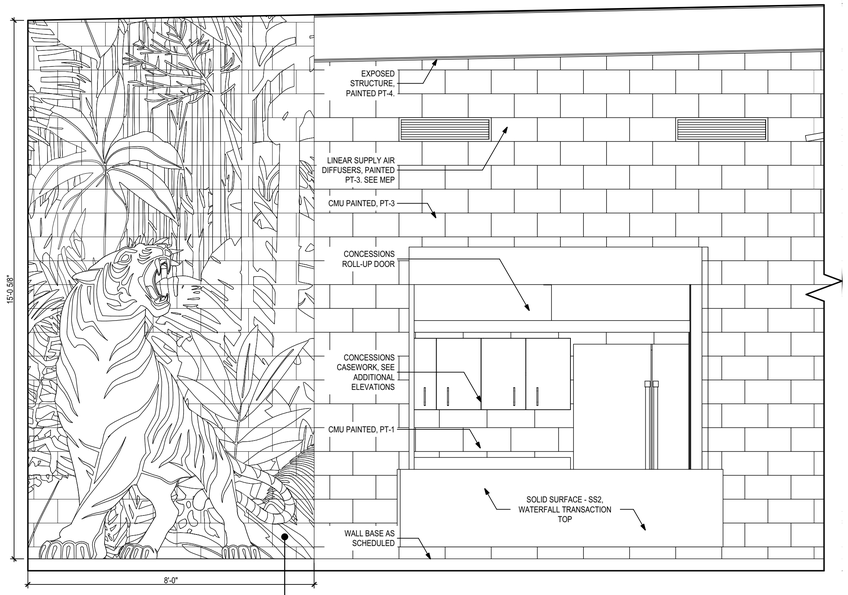

5 Lobby West - Environmental Graphics - Alternate
1/2" = 1'-0"

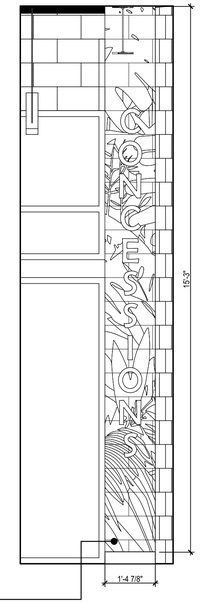

4 Lobby S - Environmental Graphics - Alt.
1/2" = 1'-0"



3 Lobby West - Environmental Graphics - Alternate
1/2" = 1'-0"

COLOR #03 - R:14 G:18 B:46
COLOR #14 SW 6780 NAUTILUS - R:113 G:184 B:199
COLOR #07 - R:24 G:38 B:80
COLOR #04 SW 6902 DECISIVE YELLOW - R:253 G:204 B:78

COLOR #01 SW 6510 LOYAL BLUE - R:1 G:69 B:94
COLOR #02 SW 6509 GEORGIAN BLUE - R:34 G:101 B:127
COLOR #03 - R:14 G:18 B:46
COLOR #04 SW 6902 DECISIVE YELLOW - R:253 G:204 B:78
COLOR #05 SW 6508 SECURE BLUE - R:83 G:137 B:161
COLOR #06 SW 6936 AQUATINT - R:184 G:231 B:222
COLOR #07 - R:24 G:38 B:80
COLOR #08 SW 6760 RIVULET - R:97 G:168 B:157
COLOR #09 SW 6811 HONORABLE BLUE - R:22 G:69 B:118
COLOR #10 SW 6761 THERMAL SPRING - R:59 G:140 B:128
COLOR #11 SW 6762 POSEIDON - R:1 G:109 B:96
COLOR #12 SW 6496 OCEANSIDE - R:1 G:90 B:107
COLOR #13 SW 6531 INDIGO - R:40 G:74 B:112
COLOR #04 SW 6902 DECISIVE YELLOW - R:253 G:204 B:78
COLOR #15 SW 7602 INDIGO BATIK - R:62 G:80 B:99



2 Gymnasium Signage - Alternate
3/4" = 1'-0"

COLOR #14 SW 6780 NAUTILUS - R:113 G:184 B:199
COLOR #06 SW 6936 AQUATINT - R:184 G:231 B:222
COLOR #03 - R:14 G:18 B:46
COLOR #07 - R:24 G:38 B:80
COLOR #02 SW 6509 GEORGIAN BLUE - R:34 G:101 B:127
COLOR #08 SW 6760 RIVULET - R:97 G:168 B:157
COLOR #04 SW 6902 DECISIVE YELLOW - R:253 G:204 B:78
COLOR #05 SW 6508 SECURE BLUE - R:83 G:137 B:161

COLOR #05 SW 6508 SECURE BLUE - R:83 G:137 B:161

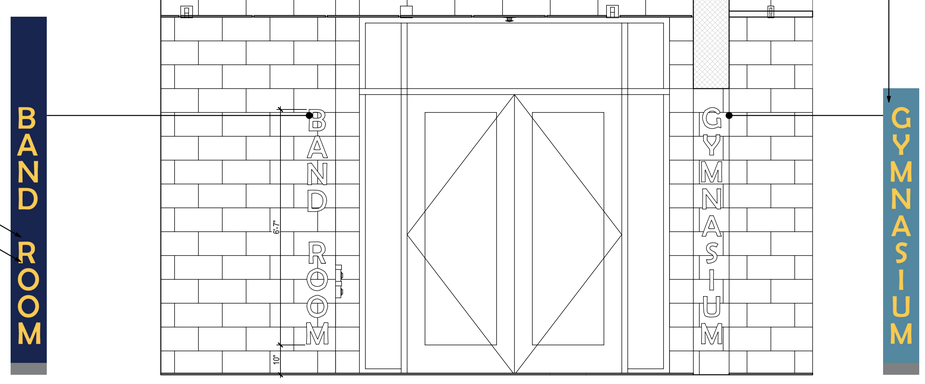

1 Corridor Wayfinding - Alternate
1/2" = 1'-0"

PHASE:	DRAWN:	REVIEWED:	DATE:
CONCEPT SCHEM. DESIGN	BG / RS	C. WHITLOCK	10/18/2024
DESIGN DEVELOPMENT	BG/KS/RS/MS	C. WHITLOCK	12/20/2024
EARLY DEMOLITION PACKAGE			
80% CONSTRUCTION DOCS.	BG/RS/MS	R. LEWIS	03/21/2025
PERMIT DOCS.			
100% CONSTRUCTION DOCS.	BG/RS/MS	R. LEWIS	05/09/2025

ID:	REVISION:	DRAWN:	REVIEWED:	DATE:

THESE DRAWINGS AND DESIGNS ARE INSTRUMENTS OF SERVICE. THE DRAWINGS AND ASSOCIATED COPIES THEREOF, INCLUDING ELECTRONIC MEDIA AND CADD FILES, ARE THE PROPERTY OF ARCHITECTS LEWIS + WHITLOCK, P.A. THEIR USE, REPRESENTATION OR REPRODUCTION FOR ANY PURPOSE EXCEPT BY WRITTEN AGREEMENT WITH THE ARCHITECT IS PROHIBITED. THIS COPYRIGHT NOTIFICATION SHALL BE TRUE AS IF DIRECTLY PLACED ON EACH DRAWING EXHIBIT OR RENDERING ON THIS DOCUMENT AND SHALL NOT BE REMOVED FROM THESE DOCUMENTS

Client:
Leon County Schools
3420 W. Tharpe St. Suite 100
Tallahassee, FL 32303

Job Title:
Griffin Middle School - Phase 2
800 Alabama St. Tallahassee, FL 32304

Consultant:

Project #: 23483
Phase: 100% CDs

Seal:

ALW
Architects Lewis + Whitlock
206 West Virginia St.
Tallahassee, Florida 32301
850.942.1718
www.think3d.net

Description:
Alternates

Sheet No.:
A10.1

BIMcloud: architectslw - BIMcloud Software as a Service/23483 - BIM Griffin Middle School Phase 2